



**REPORT
ON
MEDICAL CERTIFICATION
OF
CAUSE OF DEATH
2020**



**OFFICE OF THE REGISTRAR GENERAL, INDIA
GOVERNMENT OF INDIA,
MINISTRY OF HOME AFFAIRS,
VITAL STATISTICS DIVISION, R. K. PURAM, NEW DELHI**



Preface

This Report for the year 2020 is the forty seventh in the series of the publication presenting statistics on causes of death obtained through Civil Registration System under the Registration of Births and Deaths Act, 1969. Section 10(2) of the Act empowers the State Government to enforce the provision relating to medical certification of cause of death in specified areas taking into consideration the availability of medical facilities. Section 10(3) of the Act provides for issuing a certificate of the cause of death by the medical practitioner who has attended the deceased at the time of death. At present, all the hospitals in States/UTs are not part of the scheme.

2. In the Report, data on medically certified cause of deaths received from 34 States/UTs has been tabulated in conformity with the International Classification of Diseases (ICD) - Tenth Revision (1993). During 2020, on the recommendation of Indian Council of Medical Research, codes for covering deaths due to Covid-19 (U07.1 and U07.2) were introduced. The statistics on causes of death have been presented, cross tabulating them by age and sex of the deceased. The time series data on medically certified cause of deaths by major cause groups for the previous years have also been added. The Report intends to maintain the continuity in the time series of data on causes of death under Medical Certification of Cause of Death (MCCD) which is of immense use to health planners and epidemiologists.

3. I take this opportunity to express my sincere gratitude to the State Governments and Union Territory Administrations and, specially, the Chief Registrars of Births & Deaths for furnishing data, on the basis of which the Report has been prepared. I am hopeful for the similar response from other states and, overall, more vigorous implementation of the provisions on Medical Certification of Cause of Death in future, shall help reduce the time gap and establish this as a reliable source of information on the medically certified causes of deaths for the country.

4. The Report has been prepared by the officers and staff of the MCCD Unit of the Vital Statistics Division of this office. I must record my appreciation for the efforts put in by Shri Sanjeev Kumar, Addl. Registrar General, Shri Manoj Kumar, Deputy Director General, Shri A. K. Pandey, Joint Director, Shri Pradeep Kumar Negi & Shri Sandeep Rai, Deputy Directors, Shri Sunil Kumar Jain, Statistical Investigator Gr-I and Shri R.B. Singh, Consultant who have been involved in the preparation of this report.

New Delhi
May, 2022

Vivek Joshi
Registrar General and
Census Commissioner, India

TABLE OF CONTENTS-2020

DESCRIPTION	PAGE NO.
Preface	iii
Executive Summary	v - vii
Figures at a glance	ix
Map 1 - Share of MCCD to total registered deaths, 2020	x
Map 2 - Share of MCCD to total deceased availed medical attention before death, 2020	xi
CHAPTERS	
Chapter – I Introduction	3-5
Chapter – II Scheme of MCCD –Status of Implementation	9-19
Chapter – III Distribution of Deaths by Cause	23-65
Chapter – IV Specific cause of Mortality in different age groups	69-81
APPENDICES	
Appendix-I Statistical Tables	85-205
Appendix-II Medical Certificate of Cause of Death –for Hospital Events (Form No. 4).	206
Appendix-III Medical Certificate of Cause of Death- for Non-Hospital Events (Form No. 4 A)	207
Appendix-IV Major Groups and the description of ICD -10	208-209
Appendix-V National List based on ICD-10	210-216
Appendix-VI List of States/Union Territories supplied MCCD data during 2010 to 2019	217



Executive Summary

Reliable cause-specific mortality statistics is required on a regular basis by Administrators, Policy Planners, Researchers and other Professionals for evidence-based decision-making with regard to resource allocation, monitoring of indicators, identifying the priorities for programs and other related activities in the area of Public Health. Keeping this in view, the scheme of *Medical Certification of Cause of Death (MCCD)* was introduced in the country under the provisions of the Registration of Births and Deaths (RBD) Act, 1969. Since then, it has been operational in the country, but with varying levels of efficiency across the States/Union Territories. Under the scheme, the Office of the Registrar General, India (ORGI) obtains data on medically certified causes of deaths as collected, compiled and tabulated by the Offices of the respective Chief Registrars of Births and Deaths of the States/UTs.

Methodology: The necessary data is collected in the prescribed forms (Form 4 for Hospital deaths and Form 4A for Non-institutional deaths). Both these forms have been designed by World Health Organization (WHO). The forms are filled-up by the medical professionals attending to the deceased at the time of terminal illness. Thereafter, these forms are to be sent to the concerned Registrars of Births and Deaths for onward transmission to the Chief Registrar Office for tabulation as per the National List of Causes of Death based on Tenth Revision of International Classification of Disease (ICD-10). The States/UTs subsequently send it to the Office of RGI in the form of Statistical Table-11 for consolidation at the National level.

Scope of the report: The report on MCCD-2020, is based upon 18,11,688 total medically certified deaths (Male: 11,60,119 and Female: 6,51,569). As per annual Report on Vital Statistics of India based on Civil Registration System, 2020, the number of registered deaths at National level is 81,15,882 and this number is 80,62,700 after excluding the figures of registered deaths from Jammu & Kashmir and Ladakh.

Medically certified deaths account for 22.5 per cent of total registered deaths at National level (including figures of 34 States/UTs). However, after taking into consideration, any kind of medical attention received by the deceased at the time of terminal illness, the percentage of medical certification of cause of deaths at National level (including figures of 32 States/UTs) reaches to 54.6 per cent.

Different levels of efficiency of medical certification exist across the States/UTs. However, it is sufficient to throw valuable insights into deaths by various medically certified causes of deaths and their gravity.

Findings:

- Following are nine leading cause-groups of deaths constituting around 88.7 per cent of total medically certified cause of deaths:
 - ❖ *Diseases of Circulatory System (32.1 per cent)*
 - ❖ *Diseases of Respiratory System (10.0 per cent)*



- ❖ *Codes for Special Purposes – COVID-19(8.9 per cent)*
 - ❖ *Certain Infectious and Parasitic Diseases (7.1 per cent)*
 - ❖ *Endocrine, Nutritional and Metabolic Diseases (5.8 per cent)*
 - ❖ *Injury, Poisoning and Certain other Consequences of External Causes (5.6 per cent)*
 - ❖ *Neoplasms (4.7 per cent)*
 - ❖ *Certain Conditions Originating in the Perinatal Period (4.1 per cent)*
 - ❖ *Symptoms Signs & Abnormal Clinical Findings “Not Elsewhere Classified” (10.6 per cent)*
-
- Out of “Diseases of Circulatory System” deaths, the Diseases of Pulmonary Circulation and Other Forms of Heart diseases and Ischemic Heart Diseases (IHD) account for 47.7 and 23.3 per cent deaths respectively. The share of these two group is 22.8 per cent to total medically certified deaths (15.3 & 7.5 per cent)
 - Under the **second** leading group “*Diseases of Respiratory System*”, Pneumonia, caused 22.5 per cent deaths, followed by Asthma causing 5.6 per cent deaths. Pneumonia alone accounts for 2.3 per cent of the total medically certified deaths.
 - Under the **third** leading group, 8.9 per cent of the total medically certified deaths were classified under the “Codes for Special Purposes: COVID-19”
 - The major Group “*Certain Infectious and Parasitic Diseases*” which is the **fourth** leading cause of death is mainly constituted by Septicemia and Tuberculosis. Under this major group, the shares of these two diseases are 49.1 and 23.0 per cent respectively. Septicemia alone accounts for 3.5 per cent of the total medically certified deaths
 - The **fifth** leading cause, “*Endocrine, Nutritional and Metabolic Diseases*” is responsible for 5.8 per cent of the total medically certified deaths, of which ‘Diabetes Mellitus’ alone accounts for 87.1 per cent of the deaths. The share of ‘Diabetes Mellitus’ in the total medically certified deaths is 5.0 per cent.
 - The **sixth** leading cause group “*Injury, Poisoning and Certain Other Consequences of External Causes*”, has a major constituent ‘fractures’ contributing 36.9 per cent of this cause group deaths and poisoning by drugs & biological substances’ constituting 18.5 per cent of this cause group deaths. The share of these constituent diseases in total medically certified deaths are 2.0 and 1.0 per cent respectively
 - The major group “*Neoplasms*” (*Cancer*) is the **seventh** leading cause accounting for 4.7 per cent of the total medically certified deaths, of which ‘Malignant neoplasms of digestive organs’ accounts for 34.6 per cent of deaths caused by Neoplasms.
 - The group of diseases relating to “*Certain Conditions originating in the Perinatal Period*” is the **eighth** leading cause of death, accounting for 4.1 per cent of the total medically certified deaths. Hypoxia, birth asphyxia and other Respiratory Conditions accounts for 40.9 per cent of the deaths under the group and 1.7 per cent of total medically certified deaths



- 10.6 per cent of the total medically certified deaths were classified under the “Symptoms, signs & abnormal clinical and laboratory findings **not elsewhere classified**” which is the **ninth** leading cause of death.

Age-wise:

- 5.7 per cent of total medically certified death has been reported in infants (age less than 1 year).
- About 71.7 per cent of infant deaths have been reported to be caused by *Certain Conditions originating in the Perinatal Period*.
- Among the children aged 1-4 years, *certain infectious & parasitic Diseases* have taken the highest toll of 19.3 per cent. Among the children aged 0-4 years, *Complication originating in the Perinatal Period* caused 63.8 % of deaths.
- In the age-group 5-14 years, the cause group Certain Infectious and Parasitic Diseases claimed the top most position with the share of 17.5 per cent deaths.
- In the age-group of 15-24 years, major cause group “*Diseases of Circulatory system*” contributing 18.0 per cent deaths and followed by the “*Injury, Poisoning & Certain Other Consequences of External Causes*” contributing 15.7 per cent deaths. It implies that this age-group of youths and adolescents is more vulnerable to injuries and poisoning related deaths.
- In the age-group 25-34 years, the first two leading causes, *Diseases of Circulatory System and Certain Infectious and Injury, Poisoning and Certain Other Consequences of External Causes* are having the shares of 22.3 per cent and 12.5 per cent respectively.
- In the age-group 35-44 years, the first two leading causes, *Diseases of Circulatory System and Certain Infectious and Parasitic Diseases* are having the shares of 29.7 per cent and 9.8 per cent respectively.
- For all the age-groups of 45 years and above, *Diseases of Circulatory System* is the first leading cause of death. The percentage contribution of this cause group for 45 years and above, to respective age-groups totals has been increasing with age. The percentage share of this cause group to the total medically certified deaths for respective age groups varies from 34.1 per cent to 38.1 per cent.
- The highest number of deaths (5,17,678 i.e. 28.6 per cent of total medically certified deaths), as expected, has been reported for the age-group 70 years and above.

Gender-wise:

- The contributions of male and female deaths in the total medically certified cases has been reported to be 64.0 per cent and 36.0 per cent respectively, with a sex ratio of female deaths to male deaths to be 562 per thousand.

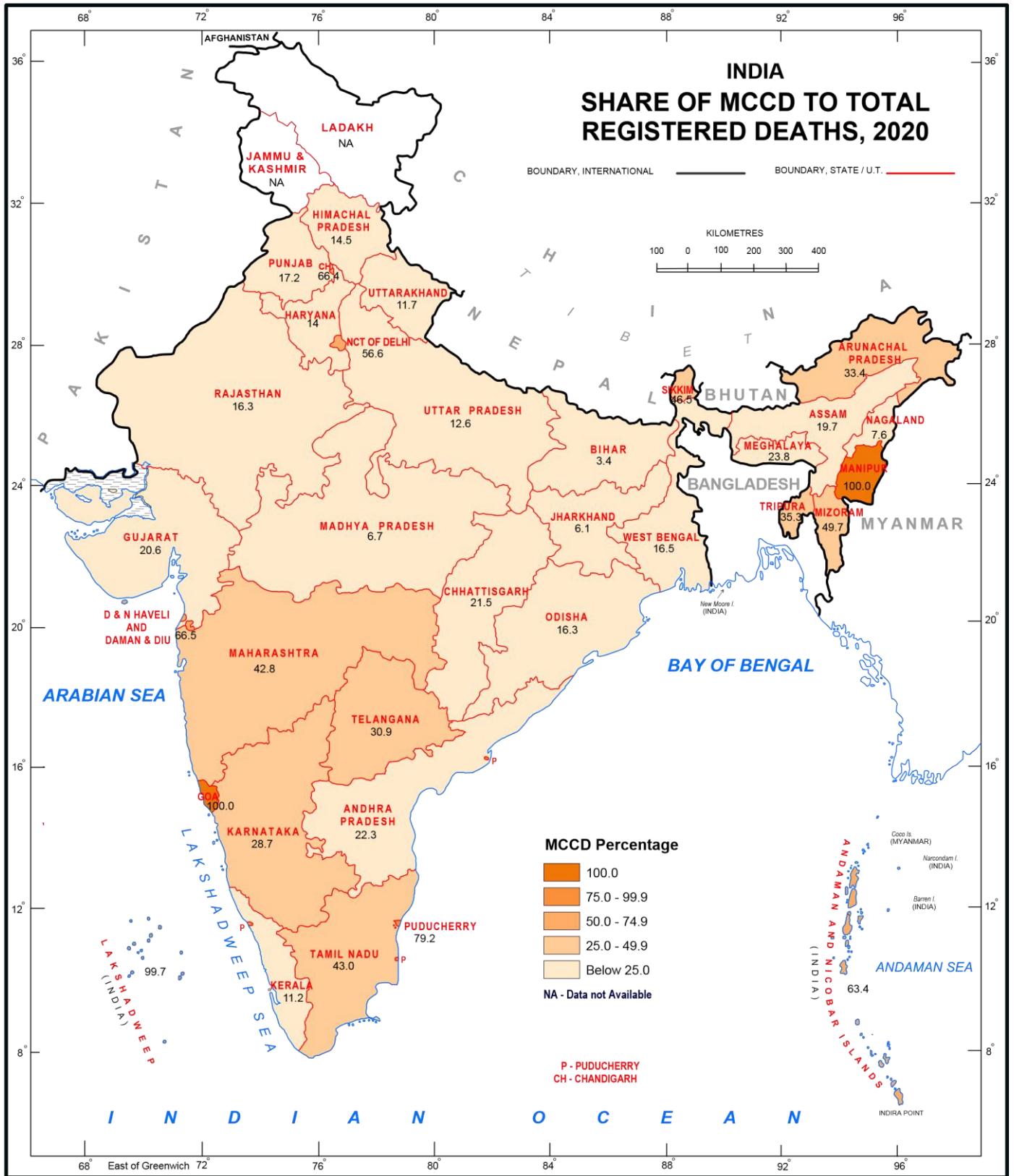


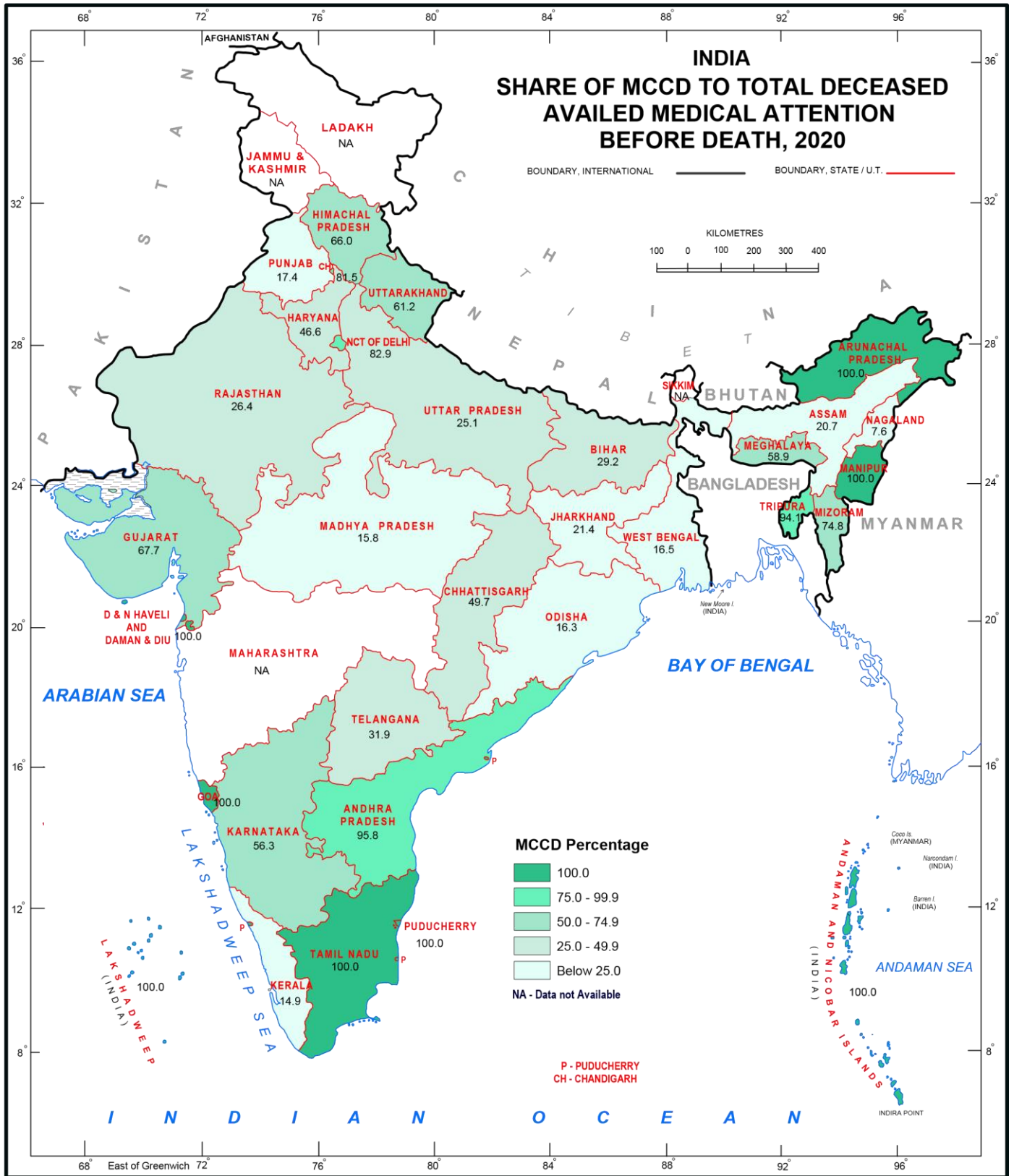


Medical Certification of Causes of Deaths: Figures at a glance

Registration of Deaths		2019	2020
	Total Number of Registered Deaths (Source: CRS Report 2020)	76,41,076	81,15,882
	Number of Registered Deaths in MCCD reporting States*		
i)	Male	45,26,022	48,49,373
	Female	30,70,467	32,12,444
	Total	75,96,849	80,62,070
	Number of medically certified deaths		
ii)	Male	9,77,199	11,60,119
	Female	5,94,341	6,51,569
	Total	15,71,540	18,11,688
	Percentage of medically certified deaths		
iii)	Male	21.6%	23.9%
	Female	19.4%	20.3%
	Total	20.7%	22.5%
iv)	Number of deceased received any kind of medical attention before death	38,30,778	40,12,408
v)	Percentage of medically certified deaths to the number of deceased who received any kind of medical attention at the time of terminal illness	---	54.6%
Top leading causes of deaths by major group			
i)	Diseases of the Circulatory System (I00-I99)	5,13,390	5,80,751
ii)	Diseases of the Respiratory System (J00-J98)	1,52,311	1,81,160
iii)	Codes for Special Purposes – Covid 19 (U00-U49)	N.A.	1,60,618
iv)	Certain Infectious and Parasitic Diseases (A00-B99)	1,54,576	1,27,933
v)	Endocrine, Nutritional and metabolic Diseases (E00-E89)	89,410	1,04,665
vi)	Injury, Poisoning and Certain Other Consequences of External Causes (S00-T98)	79,135	1,00,588
vii)	Neoplasms (C00-D48)	87,315	85,257
viii)	Certain Conditions Originating in the Perinatal Period (P00-P96)	85,024	74,488
ix)	Symptom Signs & Abnormal Clinical Findings NEC (R00-R99)	2,08,327	1,91,609
x)	Diseases of the digestive system (K00-K92)	69,835	61,955
xi)	Diseases of the genitourinary system (N00-N99)	55,125	59,301
xii)	Diseases of the nervous system (G00-G98)	30,788	32,300
xiii)	Diseases of the blood and blood forming organs and certain disorders involving the immune mechanism (D50-D89)	19,683	18,215
xiv)	Congenital malformation, deformation and chromosomal abnormalities (Q00-Q99)	9,942	9,945
xv)	Pregnancy, childbirth and the puerperium (O00-O99)	6,595	8,356
xvi)	Mental and behavioural disorders (F01-F99)	2,764	4,283
xvii)	Diseases of the musculoskeletal system and connective tissue (M00-M99)	2,661	4,002
xviii)	Diseases of the skin and subcutaneous tissue (L00-L98)	4,349	3,350
xix)	Diseases of the eye and Adnexa (H00-H59)	185	2,630
xx)	Diseases of the ear and mastoid process (H60-H95)	125	282

Note: *Total of male and female does not tally due to inclusion of not stated and others in total of some states.





CHAPTER - I

INTRODUCTION

CHAPTER-I

INTRODUCTION

The age, sex and cause-specific mortality rates are important indicators for evidence-based monitoring of health trends in the population. The statistics on causes of death is essential for planners, administrators and medical professionals in undertaking appropriate curative and preventive measures for various health problems. It also plays an important role in furtherance of medical research and is fundamental for monitoring as well as improving the methods of diagnosis and analysis. Under the system of Registration of Births & Deaths, the scheme of Medical Certification of Cause of Death (MCCD) – an integral part of the Vital Statistics System, aims at providing a reliable and temporal database for generating cause-specific mortality statistics. The Office of the Registrar General, India, (ORGI) obtains data on causes of death from the Chief Registrar of Births and Deaths of different States and Union Territories, under the Registration of Births & Deaths Act, 1969.

1.2 The Conference on Improvement of Vital Statistics held in 1961 had recommended the introduction of the scheme of MCCD in limited areas to begin with, and its progressive implementation in phases thereafter. In the first phase, it was to be introduced in the teaching hospitals in the State headquarter-towns including field practice rural areas attached to them, missionary hospitals and such other hospitals which were willing to join. The main objective of the first phase was to gather the practical experience of the problems arising in the introduction of the scheme, so as to place it on sound lines. In the second phase, it was to be extended to District & Sub-division hospitals, specialized hospitals and other private hospitals which were willing to join. In the third phase, private and other public hospitals & Primary Health Units were to be covered and thereafter private physicians practicing modern medicine were all to be brought under the ambit of the scheme.

1.3 During the Third Five Year Plan period, Office of the Registrar General, India launched a programme of action, both short term as well as long term through a plan scheme, for development of a comprehensive system of vital statistics in the country. Accordingly, it was envisaged to introduce the scheme of MCCD in all major medical teaching institutions and other hospitals in different States/UTs. Owing to the lack of adequate medical facilities and consequent difficulty in obtaining medically certified cause of death in several parts of the country; it has been introduced in phases since early seventies.

1.4 It has got the statutory backing under sections 10(2), 10(3), 17(1) (b) and 23(3) of the Registration of Births & Deaths (RBD) Act, 1969.

The provisions relating to MCCD in Registration of Births & Deaths Act, 1969 are as follows:

Section 10(2): In any area, the State Government having regard to the facilities available therein in this behalf may require that a certificate as to the cause of death shall be obtained by Registrar from such person and in such form as may be prescribed.

Section 10(3): Where the State Government has required under sub-section (2) that a certificate as to the cause of death shall be obtained, in the event of the death of any person who, during his last illness, was attended by a medical practitioner, the medical practitioner shall, after the death of that person, forthwith, issue without charging any fee, to the person required under this Act to give information concerning the death, a certificate in the prescribed form stating to the best of his knowledge and belief the cause of death; and the certificate shall be received and delivered by such person to the Registrar at the time of giving information concerning the death as required by this Act.

Section 17(1) (b): Subject to any rules made in this behalf by the State Government, including rules relating to the payment of fees and postal charges, any person may obtain an extract from registration-records relating to any death; provided that no extract relating to any death, issued to any person, shall disclose the particulars regarding the cause of death as entered in the register.

Section 23(3): Any medical practitioner who neglects or refuses to issue a certificate under sub-section (3) of section 10 and any person who neglects or refuses to deliver such certificates shall be punishable with fine which may extend to fifty rupees.

1.5 The necessary data is collected in the prescribed Form No.4- Institutional Deaths (Appendix-II) as filled in by the concerned hospital authorities. A separate Form No.4A-Non institutional Deaths (Appendix-III) has been prescribed for non-institutional deaths, which are attended to by the medical practitioners. These forms conform to the international format of medical certification of cause of death as evolved by the World Health Organization (WHO). These forms comprising two parts incorporate immediate and antecedent causes of death along with the identification and other particulars of the deceased. Part-I provides for entering the diseases in a specific sequence of events leading to death, so that the immediate cause is recorded first and the underlying cause, the last. The underlying cause is that morbid condition which initiated the chain of events leading to death. Besides, there is also a provision for recording the approximate intervals between onset of disease and death in the sequence of events. Part- II of the form allows recording information on other significant morbid conditions, but not directly related to the cause of death. Doctors attending to the deceased during his/her terminal illness are required to fill the forms up.

1.6 World Health Organization (WHO) periodically reviews the system of International Classification of Diseases (ICD).Tenth revision of the ICD (ICD-10) was endorsed by the Forty-third World Health Assembly in May 1990 and came into use in WHO Member States as from 1994; however, it has been adopted in the ORGI for classification of causes of deaths since 1999 Report on MCCD. The statistics on medically certified causes of deaths has been tabulated as per the National

List (ICD–10, modified according to Indian conditions) as given in Appendices-IV & V. The underlying cause of death is taken into account while tabulating the cause-specific mortality.

1.7 The statistics presented in this report, provide information on cause-specific mortality cross classified by sex and broad age-groups. The report is based on medically certified deaths occurring in hospitals (whether public or private) covered under the Scheme. As only selected hospitals, and that too mostly from urban areas, are covered at present under the scheme of MCCD, the profile presented here may not yield the reliable pattern of cause specific mortality prevalent in the states/country. Keeping this in view, the data- users may take due caution while deducing the mortality pattern.

1.8 The report is presented in 4 chapters and 6 appendices. Chapters two and three deal with ‘Scheme of MCCD: Status of Implementation’ and ‘Distribution of Deaths by Cause’ respectively. Chapter 4 analyses the specific cause of mortality among different age groups by gender. Appendix-I contains detailed statistical tables for ready reference.



CHAPTER - II

SCHEME OF MCCD: STATUS OF IMPLEMENTATION

CHAPTER-II

SCHEME OF MCCD: STATUS OF IMPLEMENTATION

The RBD Act, 1969 mandates compulsory registration of births and deaths in the country, and has been in force since 1st April, 1970. Although it is a Central Act, its implementation rests with the States and Union Territories (UTs). At the National-level, the Registrar General, India appointed under Section 3 of the Act, for unifying and co-coordinating the activities of Chief Registrars, provides general direction and guidance in the matter of registration of births and deaths and also for implementation of the Act. The Chief Registrars of Births and Deaths appointed by the State Governments under Section 4 of the Act, functions as the Chief Executive Authority for effective implementation of the Act and report the working thereof. Under the Civil Registration System, the scheme of MCCD is required to be notified under Section 10(2) of the RBD Act, 1969, for its implementation in any area by the respective States and UTs, subject to the availability of requisite facilities therein. Till 2020, 32 States/UTs viz. Andhra Pradesh, Arunachal Pradesh, Assam, Andaman & Nicobar Islands, Bihar, Chandigarh, Chhattisgarh, Dadra & Nagar Haveli and Daman & Diu, Delhi, Goa, Gujarat, Haryana, Himachal Pradesh, Jammu & Kashmir, Jharkhand, Karnataka, Madhya Pradesh, Maharashtra, Manipur, Mizoram, Nagaland, Odisha, Punjab, Puducherry, Rajasthan, Sikkim, Tamil Nadu, Telangana, Tripura, Uttarakhand, Uttar Pradesh and West Bengal have reportedly issued notification for the introduction of the scheme of MCCD.

2.2 The MCCD under Civil Registration System has been implemented in the States/UTs in a phased manner to provide data on medically certified cause of death. However, it has so far been implemented in only certain hospitals notified by the Chief Registrar of Births & Deaths. Thus, the scheme covers mostly those deaths, which occur in medical institutions. The coverage under the scheme in terms of percentage level of medical certification as well as the type of hospitals covered is not uniform across the States/UTs. Some of the States have notified only medical colleges and specialized hospitals, whereas in others, only district hospitals and Primary Health Centers (PHCs) have been brought under its ambit. In order to take the scheme of MCCD forward in a systematic manner in the country, the Registrar General, India has been impressing upon all the States/UTs to bring all hospitals (whether public or private) and private medical practitioners under its coverage, both in rural as well as urban areas.

2.3 As per the reported information, the number of hospitals with in-patient facilities, hospitals covered and reporting data on medical certification of cause of death in the States/UTs is presented in Statement 2.3.

Statement 2.3: State/Union Territory-wise details of Medical Institutions having in-patient facilities /covered/reporting data on MCCD -2020

S.No.	States/UTs	Medical Institutions having in-patient facilities	Medical Institutions covered under MCCD	Medical Institutions Reported MCCD Data as per the National List for Tabulation	Percentage of hospitals reporting certified cause of deaths
(1)	(2)	(3)	(4)	(5)	(6)=(5)/(4)*100
1	A & N Islands	37	37	37	100.0
2	Bihar	692	692	692	100.0
3	Chhattisgarh	1781	1781	412	23.1
4	Delhi	NA	NA	950	--
5	Goa	178	178	178	100.0
6	Haryana	NA	1099	1099	100.0
7	Himachal Pradesh	438	438	118	26.9
8	Karnataka	4345	NA	1791	-
9	Kerala	2861	150	150	100.0
10	Lakshadweep	10	10	10	100.0
11	Madhya Pradesh	1424	NA	661	-
12	Maharashtra	NA	2348	2348	100.0
13	Meghalaya	140	140	140	100.0
14	Mizoram	116	112	112	100.0
15	Nagaland	150	11	5	45.5
16	Odisha	NA	2618	2618	100.0
17	Rajasthan	NA	4725	4725	100.0
18	Sikkim	32	32	28	87.5
19	Tamil Nadu	7925	2355	2229	94.6
20	Telangana	7982	7371	706	9.6
21	Tripura	161	161	161	100.0
22	Uttar Pradesh	2316	1266	872	68.9

Note: The information on number of medical institutions covered, reporting MCCD data have been received from above States/UTs only.

N.A : Data not available

*Daman & Diu merged with Dadra & Nagar Haveli

MCCD STATUS – STATE SCENARIO

2.4 The scheme of MCCD has been functioning at different levels of efficiency in various States/UTs. During 2020, 34 States/UTs (Appendix VI) reported data on MCCD in the prescribed format. Statement 2.4 gives the State-wise number of registered deaths, medically certified deaths; and percentage of the latter to the former for the last three years i.e. 2018 to 2020.

2.5 During the year 2020, medically certified deaths to total registered deaths has increased by 1.8 percentage point as compared to last year. Eleven States/UTs which have reported a decline in absolute number of medically certified deaths in 2020 over the previous year are Arunachal Pradesh, Bihar, Chandigarh, Delhi, Haryana, Kerala, Madhya Pradesh, Meghalaya, Mizoram, Nagaland and Telangana. The MCCD data, in respect of UTs of J&K and Ladakh is not available.

2.6 During the period 2018-2020, for A & N Islands, Chandigarh, Dadra & Nagar Haveli and Daman & Diu, Delhi, Goa, Lakshadweep, Manipur and Puducherry more than half of the registered deaths have been reported to be medically certified. The percentage of medical certification of cause of deaths in A & N Islands, Assam, Chhattisgarh, Lakshadweep, Maharashtra, Manipur, Odisha, Rajasthan, Sikkim, Tripura, Uttar Pradesh and West Bengal has shown an increasing pattern during the said period. Manipur has reported cent per cent medically certified registered deaths during the year. Goa registered almost cent per cent medically certified deaths during the period.

Statement 2.4: Percentage of Medical Certification in States/UTs during 2018-2020

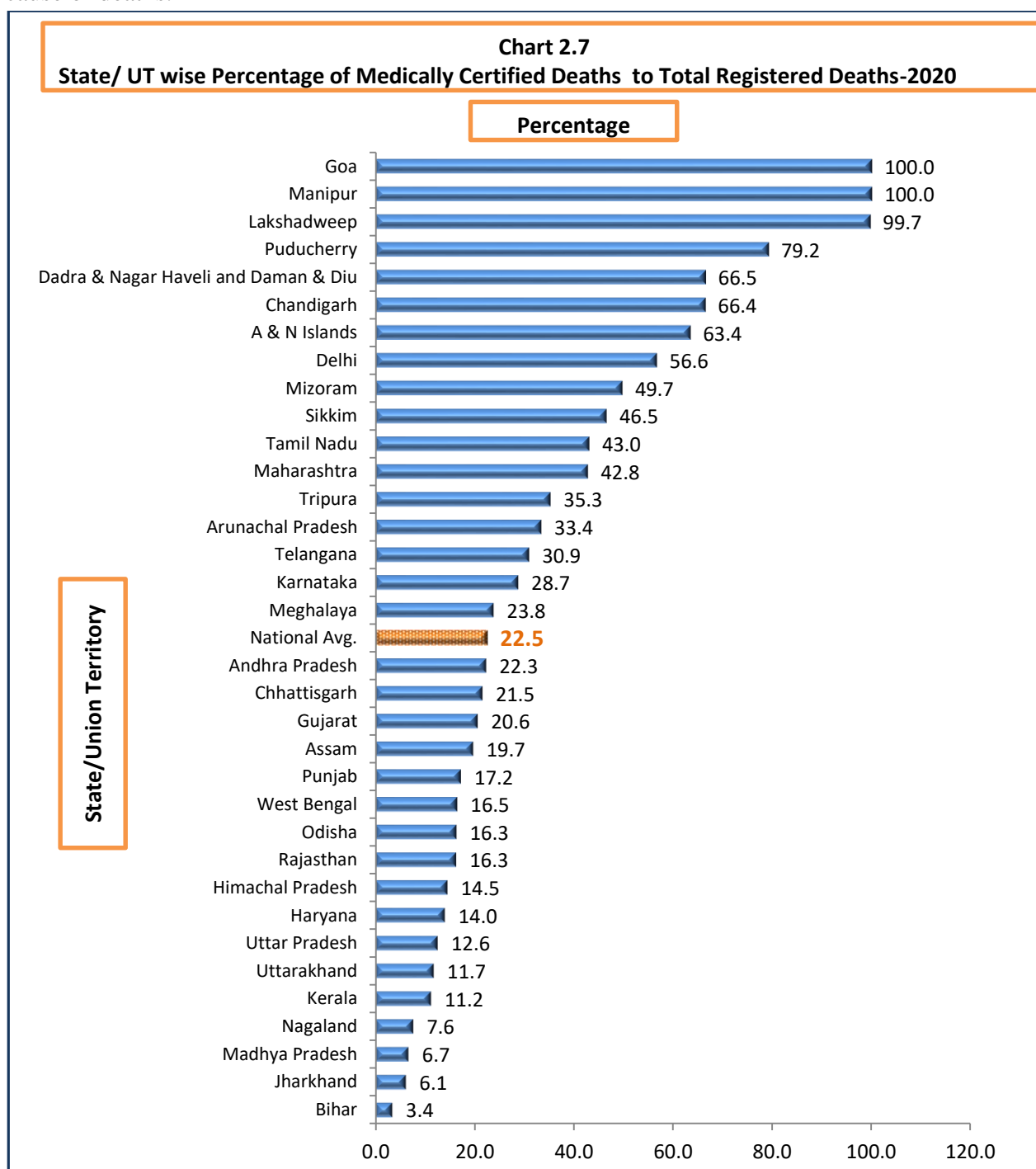
S.No.	STATE / UNION TERRITORY	TOTAL REGISTERED DEATHS			MEDICALLY CERTIFIED DEATHS (TOTAL)			PERCENTAGE OF MEDICALLY CERTIFIED DEATHS TO TOTAL REGISTERED DEATHS		
		2018	2019	2020	2018	2019	2020	2018	2019	2020
1	2	3	4	5	6	7	8	9	10	11
1	Andhra Pradesh	375777	401472	455000	55933	51659	101353	14.9	12.9	22.3
2	A & N Islands	2237	2616	2951	1331	1573	1871	59.5	60.1	63.4
3	Arunachal Pradesh	3860	3490	3475	1271	1166	1160	32.9	33.4	33.4
4	Assam	142605	163057	187085	17118	28048	36785	12.0	17.2	19.7
5	Bihar	213989	359349	425047	29112	18233	14591	13.6	5.1	3.4
6	Chandigarh	23330	23592	18370	16757	17564	12200	71.8	74.4	66.4
7	Chhattisgarh	177549	188211	191938	35149	40208	41358	19.8	21.4	21.5
8	Dadra & Nagar Haveli and Daman & Diu	2174	2705	3414	1175	1255	2269	54.0	46.4	66.5
	Daman & Diu**	1169	1162	----	1062	629	----	90.8	54.1	-----
9	Delhi	145533	145284	142789	90701	89668	80866	62.3	61.7	56.6
10	Goa	13072	13851	14601	13071	13851	14601	100.0	100.0	100.0
11	Gujarat	433256	462284	523892	101166	98563	107983	23.4	21.3	20.6
12	Haryana	185842	188910	212238	37819	36641	29699	20.4	19.4	14.0
13	Himachal Pradesh	41833	43633	44449	6289	5688	6445	15.0	13.0	14.5
14	Jammu & Kashmir *	39410	44227	53070	NA	NA	NA	NA	NA	NA
15	Jharkhand	102729	119374	119037	4709	6911	7313	4.6	5.8	6.1
16	Karnataka	483511	508584	551808	150415	154526	158603	31.1	30.4	28.7
17	Kerala	258530	270567	250983	30894	31511	28192	11.9	11.6	11.2
18	Ladakh	----	----	742	----	----	NA	----	----	----
19	Lakshadweep	314	336	342	298	322	341	94.9	95.8	99.7
20	Madhya Pradesh	424257	493328	524454	44467	44915	35105	10.5	9.1	6.7
21	Maharashtra	667900	693800	808783	232416	265132	345760	34.8	38.2	42.8
22	Manipur	4476	2990	2230	2299	2013	2266	51.4	67.3	100.0
23	Meghalaya	14779	18298	19191	6370	6023	4566	43.1	32.9	23.8
24	Mizoram	5525	6606	6703	3254	3428	3329	58.9	51.9	49.7
25	Nagaland	828	2266	2509	238	273	191	28.7	12.0	7.6
26	Odisha	328799	342947	362982	36407	43191	59296	11.1	12.6	16.3
27	Puducherry	12839	13255	12923	9499	9455	10231	74.0	71.3	79.2
28	Punjab	213234	215045	229846	36448	37607	39621	17.1	17.5	17.2
29	Rajasthan	443173	451315	477151	58145	62782	77626	13.1	13.9	16.3
30	Sikkim	3386	3308	3543	1438	1510	1648	42.5	45.6	46.5
31	Tamil Nadu	574006	633897	687212	258259	278887	295539	45.0	44.0	43.0
32	Telangana	136528	228294	203127	51068	63236	62796	37.4	27.7	30.9
33	Tripura	29080	30419	31645	6481	10258	11160	22.3	33.7	35.3
34	Uttarakhand	47894	66313	62219	5318	5876	7305	11.1	8.9	11.7
35	Uttar Pradesh	906653	944596	873419	46310	61335	109688	5.1	6.5	12.6
36	West Bengal	490530	551695	606714	63336	77603	99931	12.9	14.1	16.5
	Total	6950607	7641076	8115882
	Total MCCD Reporting State/UTs	6911197	7596849	8062070	1456023	1571540	1811688	21.1	20.7	22.5

Note:- NA : Data Not Available,*Includes figures of Ladakh UT of 2018 & 2019 in Total Registered Deaths

**Daman & Diu data merged with Dadra & Nagar Haveli

RANKING OF STATES/UNION TERRITORIES IN THE MCCD:

2.7 The ranking of States/UTs has been done on the basis of percentage of medically certified deaths to total registered deaths. During 2020, Manipur & Goa have reported cent per cent registered deaths as medically certified, followed by 99.7 per cent in Lakshadweep, 79.2 per cent in Puducherry, 66.5 per cent in D & N Haveli and Daman & Diu, 66.4 per cent in Chandigarh, 63.4 per cent in A & N Islands, 56.6 per cent in Delhi. Amongst major States, the highest level of medical certification of cause of death has been reported in Tamil Nadu (43.0 per cent) followed by Maharashtra (42.8 per cent), Telangana (30.9 per cent), Karnataka (28.7 per cent), Andhra Pradesh (22.3 per cent) and Gujarat (20.6 per cent). Chart 2.7 depicts the rank of the States/UTs in the medical certification of cause of deaths.



Statement 2.7: Ranking of States/UTs in medical certification of cause of death, 2020

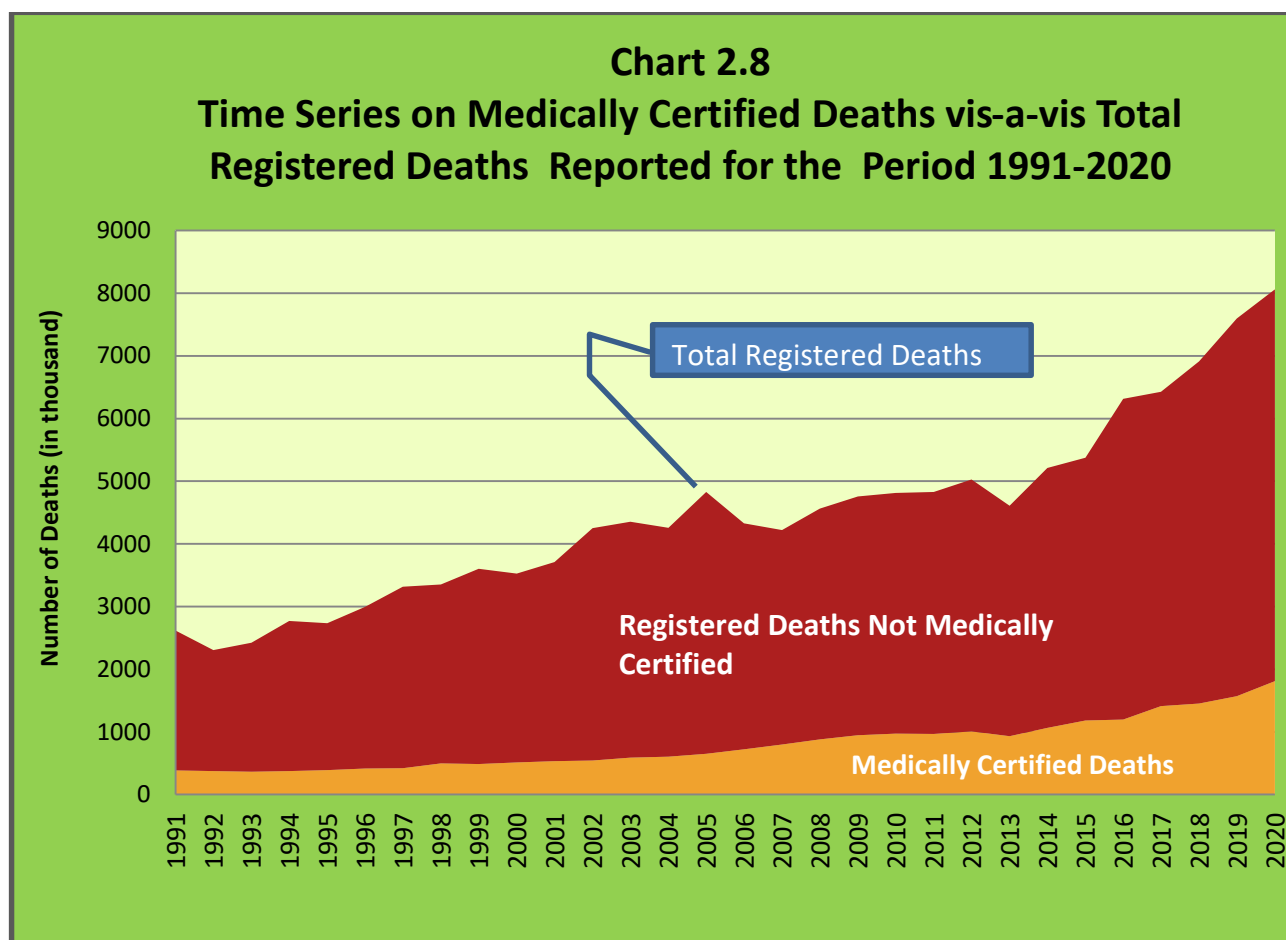
S.No	State/Union Territory	Total Registered Deaths	Total Medically Certified Deaths	Percentage of Medically Certified Deaths to Total Registered Deaths	Rank of State/ Union Territory
	1	2	3	4	
1	Andhra Pradesh	455000	101353	22.3	18
2	A & N Islands	2951	1871	63.4	7
3	Arunachal Pradesh	3475	1160	33.4	14
4	Assam	187085	36785	19.7	21
5	Bihar	425047	14591	3.4	34
6	Chandigarh	18370	12200	66.4	6
7	Chhattisgarh	191938	41358	21.5	19
8	Dadra & Nagar Haveli and Daman & Diu	3414	2269	66.5	5
9	Delhi	142789	80866	56.6	8
10	Goa	14601	14601	100.0	1
11	Gujarat	523892	107983	20.6	20
12	Haryana	212238	29699	14.0	27
13	Himachal Pradesh	44449	6445	14.5	26
14	Jharkhand	119037	7313	6.1	33
15	Karnataka	551808	158603	28.7	16
16	Kerala	250983	28192	11.2	30
17	Lakshadweep	342	341	99.7	3
18	Madhya Pradesh	524454	35105	6.7	32
19	Maharashtra	808783	345760	42.8	12
20	Manipur	2230	2266	100.0	2
21	Meghalaya	19191	4566	23.8	17
22	Mizoram	6703	3329	49.7	9
23	Nagaland	2509	191	7.6	31
24	Odisha	362982	59296	16.3	24
25	Puducherry	12923	10231	79.2	4
26	Punjab	229846	39621	17.2	22
27	Rajasthan	477151	77626	16.3	25
28	Sikkim	3543	1648	46.5	10
29	Tamil Nadu	687212	295539	43.0	11
30	Telangana	203127	62796	30.9	15
31	Tripura	31645	11160	35.3	13
32	Uttarakhand	62219	7305	11.7	29
33	Uttar Pradesh	873419	109688	12.6	28
34	West Bengal	606714	99931	16.5	23
	Total	8062070	1811688	22.5	

GROWTH IN THE MEDICAL CERTIFICATION OF CAUSE OF DEATH

2.8 The time series data on medical certification of cause of death for the 30 years from 1991 to 2020 reveals a significant long-term growth in absolute numbers of medically certified deaths. There has been a consistent but slow increase in the number of States implementing the MCCD scheme. During these years, the share of medically certified deaths to total registered deaths has been hovering around 12.7–22.5 per cent. There is a serious cause of concern and entails proper prioritization in effective implementation of the scheme by the States/UTs. The growth in medical certification of cause of death during last 30 years is given in Statement 2.8 and is highlighted in Chart 2.8.

Statement 2.8: Growth in Medical Certification as a part of total registered deaths.

Years	No. of States/UTs Reported Data	Total Number of Registered Deaths	No. of Medically Certified Deaths	Percentage of Medically Certified Deaths to Total Registered Deaths
1	2	3	4	5
1991	15	2616122	384235	14.7
1992	15	2305398	374839	16.3
1993	15	2420737	362581	15.0
1994	16	2770694	374141	13.5
1995	17	2736387	388201	14.2
1996	18	2994244	414279	13.8
1997	20	3316215	419353	12.6
1998	23	3353703	498586	14.9
1999	23	3603741	488619	13.6
2000	23	3528338	510580	14.5
2001	24	3708015	533920	14.4
2002	24	4251632	543391	12.8
2003	23	4355607	586700	13.5
2004	24	4258440	603260	14.2
2005	24	4829664	650507	13.5
2006	25	4327664	720047	16.6
2007	25	4219770	798546	18.9
2008	26	4560525	878339	19.3
2009	27	4755054	946018	19.9
2010	27	4813552	970896	20.2
2011	33	4829664	965992	20.0
2012	31	5026056	1005804	20.0
2013	31	4608075	928858	20.2
2014	33	5212660	1066221	20.5
2015	33	5374824	1183052	22.0
2016	35	6312828	1198503	19.0
2017	35	6426595	1411060	22.0
2018	35	6911197	1456023	21.1
2019	35	7596849	1571540	20.7
2020	34*	8062070	1811688	22.5



2.9 The State-wise time series data on medical certification of cause of death for the last 10 years from 2011 to 2020 reveals that Goa is constantly reporting cent per cent medically certified deaths followed by Lakshadweep. It is also observed that A & N Islands, Chhattisgarh and Puducherry have steadily improved reporting of medically certified deaths over the last ten years. There has been a consistent but slow increase in the number of States implementing the MCCD scheme. The growth in medical certification of cause of death during last 10 years is given in Statement 2.9.

Statement 2.9: Percentage Medically Certified Deaths to Registered Deaths in States/Union Territories during 2011-2020

S. No	State / Union Territory	Percentage of Medically Certified Deaths to Total Registered Deaths									
		2011	2012	2013	2014	2015	2016	2017	2018	2019	2020
1	Andhra Pradesh	15.8	16.9	27.2	13.0	12.4	15.7	14.1	14.9	12.9	22.3
2	A & N Islands	36.9	49.4	47.9	50.4	51.0	55.3	61.5	59.5	60.1	63.4
3	Arunachal Pradesh	32.5	24.5	30.3	17.6	13.8	35.6	41.5	32.9	33.4	33.4
4	Assam	14.6	17.9	0.9	21.9	25.7	26.8	31.2	12.0	17.2	19.7
5	Bihar	4.8	3.0	11.3	10.6	6.6	6.2	6.8	13.6	5.1	3.4
6	Chandigarh	100.0	100.0	92.9	42.9	41.7	47.8	44.3	71.8	74.4	66.4
7	Chhattisgarh	8.3	5.7	6.0	9.1	14.0	17.9	19.4	19.8	21.4	21.5
8	Dadra & Nagar Haveli and Daman & Diu\$	48.3	66.7	73.3	61.4	48.0	66.1	58.1	54.0	46.4	66.5

Report on Medical Certification of Cause of Death -2020

9	Daman & Diu	97.8	46.3	54.8	52.4	84.2	78.8	87.0	90.8	54.1	-
10	Delhi	56.7	60.3	64.9	55.6	56.0	57.2	60.7	62.3	61.7	56.6
11	Goa	100.0	97.3	100.0	99.5	100.0	100.0	100.0	100.0	100.0	100.0
12	Gujarat	21.7	27.2	-	18.2	17.2	17.0	20.9	23.4	21.3	20.6
13	Haryana	-	-	-	-	-	13.8	16.3	20.4	19.4	14.0
14	Himachal Pradesh	11.8	12.1	14.1	13.0	12.4	15.9	14.5	15.0	13.0	14.5
15	Jammu & Kashmir	0.7	-	-	-	-	NA	NA	0.0
16	Jharkhand	0.4	0.4	0.4	0.8	1.4	3.7	4.7	4.6	5.8	6.1
17	Karnataka	32.0	30.8	34.7	35.5	37.2	34.8	30.4	31.1	30.4	28.7
18	Kerala	12.0	13.2	12.3	12.3	12.8	10.8	11.1	11.9	11.6	11.2
19	Lakshadweep	-	-	100.0	98.3	86.9	83.5	95.4	94.9	95.8	99.7
20	Madhya Pradesh	10.6	8.6	8.9	9.5	10.0	9.7	9.4	10.5	9.1	6.7
21	Maharashtra	34.5	34.4	33.4	34.0	34.5	20.6	38.9	34.8	38.2	42.8
22	Manipur	52.1	56.0	35.3	33.8	59.3	NA	55.2	51.4	67.3	100.0
23	Meghalaya	11.3	32.6	33.9	30.6	35.8	NA	40.5	43.1	32.9	23.8
24	Mizoram	46.3	43.3	42.0	46.4	42.9	41.7	54.6	58.9	51.9	49.7
25	Nagaland	2.3	2.4	3.5	15.3	8.2	9.2	15.4	28.7	12.0	7.6
26	Odisha	12.2	11.2	11.9	13.2	13.7	12.9	11.7	11.1	12.6	16.3
27	Puducherry	61.8	71.8	73.1	77.6	74.4	72.7	63.7	74.0	71.3	79.2
28	Punjab	10.6	11.2	11.9	10.8	15.1	15.1	15.7	17.1	17.5	17.2
29	Rajasthan	11.8	10.3	11.6	13.1	12.5	13.7	12.9	13.1	13.9	16.3
30	Sikkim	41.2	38.7	37.8	41.2	38.4	41.5	43.5	42.5	45.6	46.5
31	Tamil Nadu	31.5	30.7	31.2	33.8	40.5	42.0	43.3	45.0	44.0	43.0
32	Telangana	-	-	-	19.5	28.7	26.2	32.9	37.4	27.7	30.9
33	Tripura	51.1	51.6	44.4	66.9	64.0	38.9	21.4	22.3	33.7	35.3
34	Uttarakhand	13.0	11.8	12.3	12.2	10.6	9.6	7.1	11.1	8.9	11.7
35	Uttar Pradesh	-	-	-	-	-	5.7	8.6	5.1	6.5	12.6
36	West Bengal	5.8	6.1	2.4	1.8	5.2	4.9	13.0	12.9	14.1	16.5
Total MCCD Reporting States/UTs		20.0	20.0	20.2	20.5	22.0	19.0	22.0	21.1	20.7	22.5

N.A. : Data not available.

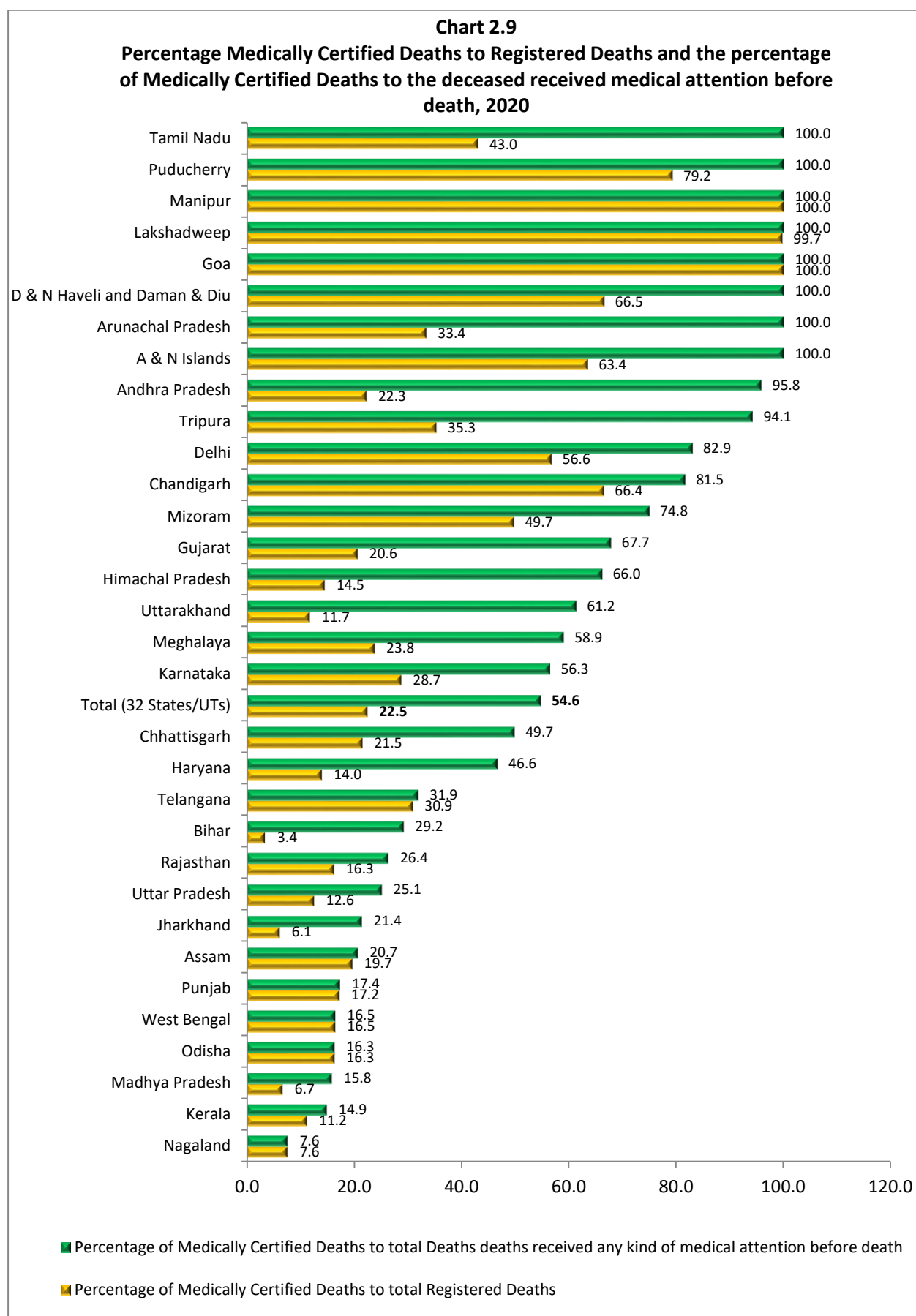
\$ Dadra & Nagar Haveli merged with Daman & Diu

2.10 The complete information on Medical Attention received by deceased at the time of terminal illness has been received only from 32 States/UTs as depicted in Statement 2.10. States namely Maharashtra and Sikkim have submitted partial data whereas Jammu & Kashmir and Ladakh have not submitted data on medically certified deaths, therefore, could not be included while consolidating data. Chart 2.9 represents the State-wise difference in the percentage of medically certified deaths to total registered deaths and percentage of medically certified deaths to total deceased received any kind of medical attention at the time of terminal illness. It is evident from Chart that the States where the deceased received any kind of medical attention at the time of terminal illness, the share of medical certification of cause of death is encouraging. It is cent per cent in the States/UTs of A & N

Islands, Arunachal Pradesh, D & N Haveli and Daman & Diu, Goa, Lakshadweep, Manipur, Puducherry and Tamil Nadu.

Statement 2.10: Percentage Medically Certified Deaths to Registered Deaths and the deceased received medical attention at the time of terminal illness, 2020

S.No.	STATE / UNION TERRITORY	Percentage of Medically Certified Deaths to total Registered Deaths	Percentage of Medically Certified Deaths to total deceased received any kind of medical attention at the time of terminal illness
1	Andhra Pradesh	22.3	95.8
2	A & N Islands	63.4	100.0
3	Arunachal Pradesh	33.4	100.0
4	Assam	19.7	20.7
5	Bihar	3.4	29.2
6	Chandigarh	66.4	81.5
7	Chhattisgarh	21.5	49.7
8	D & N Haveli and Daman & Diu	66.5	100.0
9	Delhi	56.6	82.9
10	Goa	100.0	100.0
11	Gujarat	20.6	67.7
12	Haryana	14.0	46.6
13	Himachal Pradesh	14.5	66.0
14	Jharkhand	6.1	21.4
15	Karnataka	28.7	56.3
16	Kerala	11.2	14.9
17	Lakshadweep	100	100
18	Madhya Pradesh	6.7	15.8
19	Manipur	101.6	100.0
20	Meghalaya	23.8	58.9
21	Mizoram	49.7	74.8
22	Nagaland	7.6	7.6
23	Odisha	16.3	16.3
24	Puducherry	79.2	100.0
25	Punjab	17.2	17.4
26	Rajasthan	16.3	26.4
27	Tamil Nadu	43.0	100.0
28	Telangana	30.9	31.9
29	Tripura	35.3	94.1
30	Uttarakhand	11.7	61.2
31	Uttar Pradesh	12.6	25.1
32	West Bengal	16.5	16.5
Total (32 States/UTs)		22.5	54.6



CHAPTER - III

DISTRIBUTION

OF

DEATHS BY CAUSE

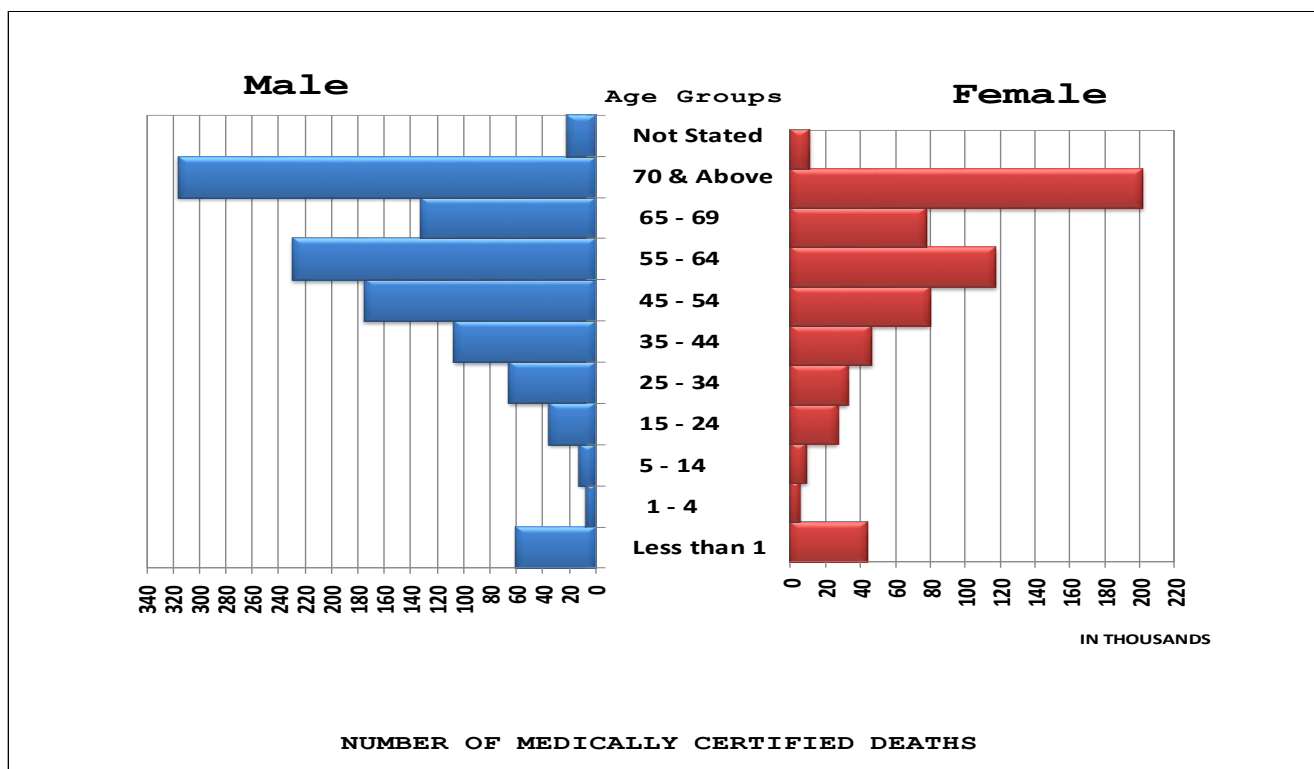
CHAPTER –III
DISTRIBUTION OF DEATHSBY CAUSE

The data on MCCD has been presented as per the National List based on 10th revision of International Classification of Diseases (ICD-10), to facilitate meaningful comparison and drawing valid conclusions thereof. This Chapter aims at summarizing the findings of the data reported on medically certified causes of deaths for 34States/UTs by age, sex and major cause groups. During 2020, a total of 18,11,688 medically certified deaths have been reported, of which 11,60,119and 6,51,569 pertains to males and females respectively. The age and sex distribution of such deaths is presented in the following Statement 3.1 and is highlighted in Chart 3.1.

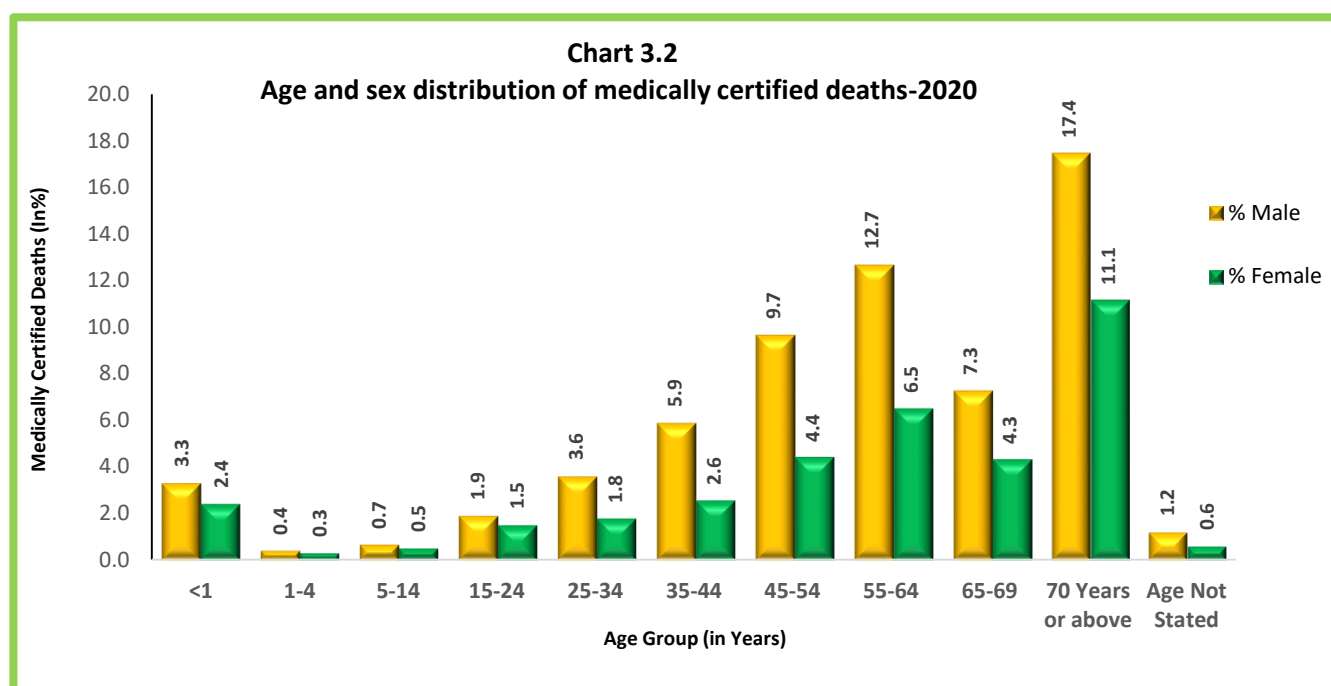
Statement 3.1: Age and sex-wise distribution of Medically Certified Deaths–2020

Age Group (In Years)	Male			Female			Total	
	Number of Medically Certified Deaths	Percentage to		Number of Medically Certified Deaths	Percentage to		Number of Medically Certified Deaths	Percentage to total medically certified deaths
		Total male deaths under MCCD	Total medically certified deaths		Total female deaths under MCCD	Total medically certified deaths		
1	2	3	4	5	6	7	8	9
<1	59934	5.2	3.3	43611	6.7	2.4	103545	5.7
1-4	7354	0.6	0.4	5493	0.8	0.3	12847	0.7
5-14	12031	1.0	0.7	9168	1.4	0.5	21199	1.2
15-24	34656	3.0	1.9	27071	4.2	1.5	61727	3.4
25-34	65076	5.6	3.6	32377	5.0	1.8	97453	5.4
35-44	106818	9.2	5.9	46214	7.1	2.6	153032	8.4
45-54	175075	15.1	9.7	79793	12.2	4.4	254868	14.1
55-64	229477	19.8	12.7	117439	18.0	6.5	346916	19.1
65-69	131964	11.4	7.3	78073	12.0	4.3	210037	11.6
70 Years or above	316035	27.2	17.4	201643	30.9	11.1	517678	28.6
Age Not Stated	21699	1.9	1.2	10687	1.6	0.6	32386	1.8
TOTAL	1160119	100.0	64.0	651569	100.0	36.0	1811688	100.0

Chart 3.1
Distribution of Reported Medically Certified Deaths in India by Age & Sex-2020



3.2 The contribution of male and female deaths in the total medically certified cases were reported to be 64.0 per cent and 36.0 per cent respectively, with a sex ratio of female deaths to male deaths to be 562 per thousand. It seems that more males availed the medical facilities during the time of terminal illness as compared to females. It is observed that more deceased in the age group of 70 years or above availed the medical facilities during their time of terminal illness followed by the age group 55-64 years as compared to other age groups. Sex wise percentage distribution of medically certified deaths among different age groups is depicted in Chart 3.2.



3.3 The nine leading cause groups of deaths viz., *Diseases of the Circulatory System (I00-I99)*, *Diseases of the Respiratory System (J00-J98)*, *Codes for Special Purposes (Covid 19 deaths) (U00-U49)*, *Certain Infectious and Parasitic Diseases (A00-B99)*, *Endocrine, Nutritional and Metabolic Diseases (E00-E89)*, *Injury, Poisoning and Certain Other Consequences of External Causes (S00-T98)*, *Neoplasms (C00-D48)*, *Certain Conditions Originating in the Perinatal Period (P00-P96)* and *Symptoms, Sign and Abnormal Clinical & Laboratory Findings Not Elsewhere Classified (R00-R99)* taken together account for about 88.9 per cent of the total medically certified deaths as detailed in Statement 3.4.

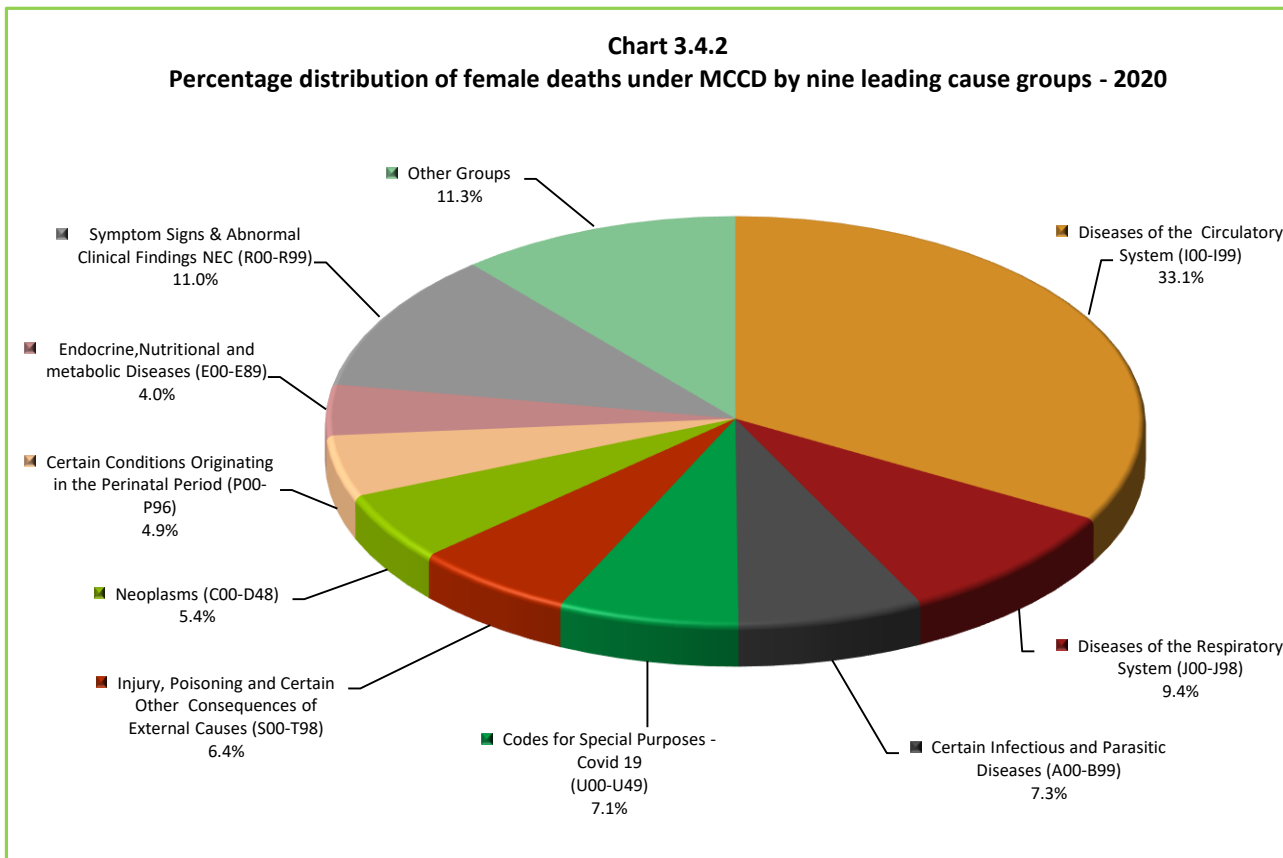
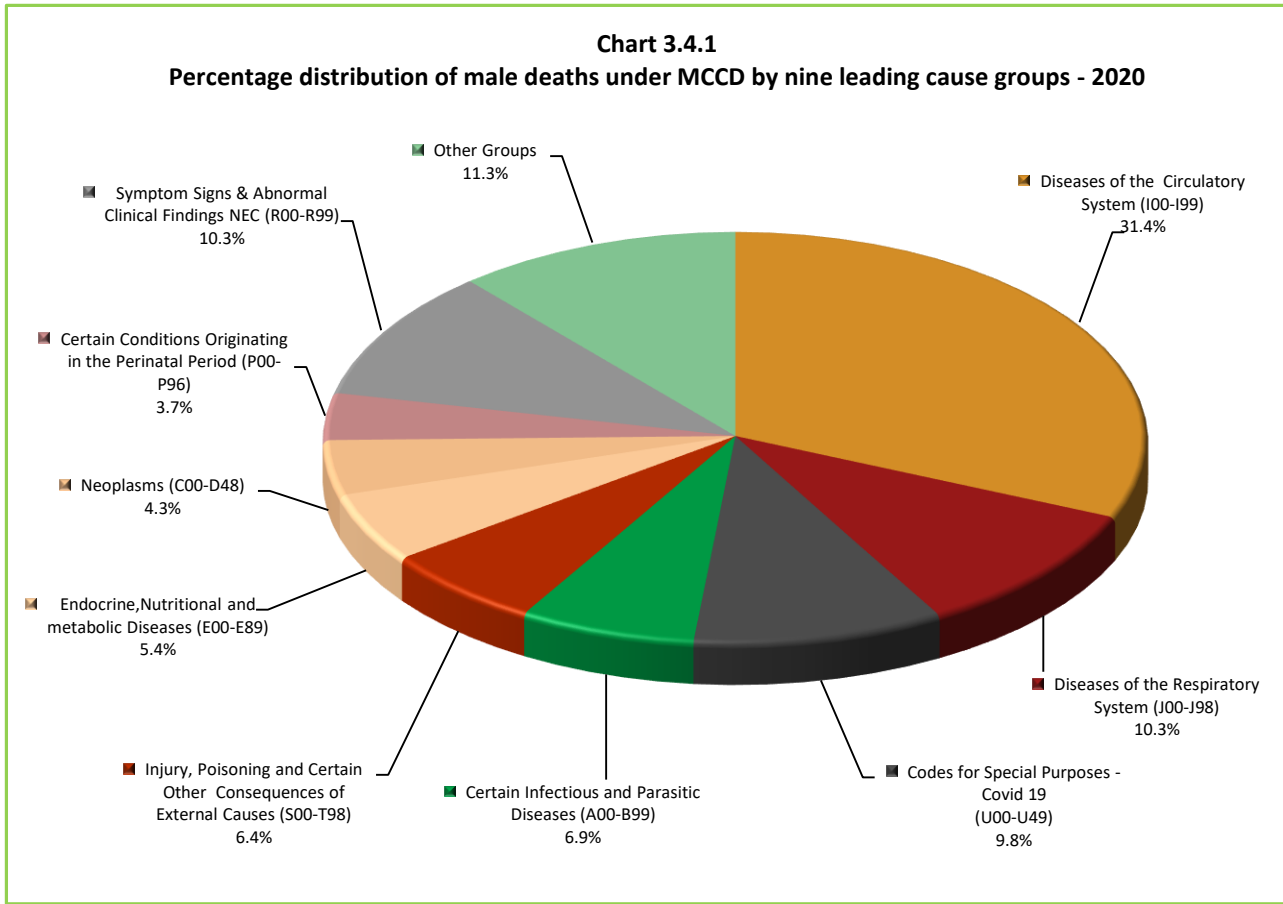
3.4 Among the leading cause groups, *Diseases of the Circulatory System* constitute the maximum i.e. 32.1 per cent of total medically certified deaths, followed by *Diseases of the Respiratory System* (10.0 per cent), the *Codes for Special Purposes consisting (Covid 19)*(8.9 per cent), *Certain Infectious and Parasitic Diseases* (7.1 per cent), *Endocrine, Nutritional and Metabolic Diseases*(5.8 per cent), *Injury, Poisoning and Certain other Consequences of External Causes* (5.6 per cent), *Neoplasms* constitute (4.7 per cent), *Certain Conditions Originating in Perinatal Period* (4.1 per cent) and *Symptoms, Sign and Abnormal Clinical & Laboratory Findings Not Elsewhere Classified* (10.6 per cent). The sex wise distribution of medically certified deaths in these leading cause groups shows that the percentage of male medically certified deaths are on a higher side, in case of the *Diseases of the Respiratory System, Codes For Special Purposes (Covid 19) and Injury, Poisoning and Certain other Consequences of External Causes* as compared to corresponding percentage of female deaths.

3.4.1 During 2020, as per recommendation of Indian Council of Medical Research, codes for covering deaths due to Covid 19 (U07.1 and U07.2) has first time recorded as a separate major cause group. Deaths reported due to Covid 19 has contribution of 8.9 per cent in total medically certified deaths with shares of 9.8 per cent and 7.1 per cent of males and females respectively.

Statement 3.4: Distribution of Medically Certified Deaths by Sex and Nine Leading Cause Groups, 2020

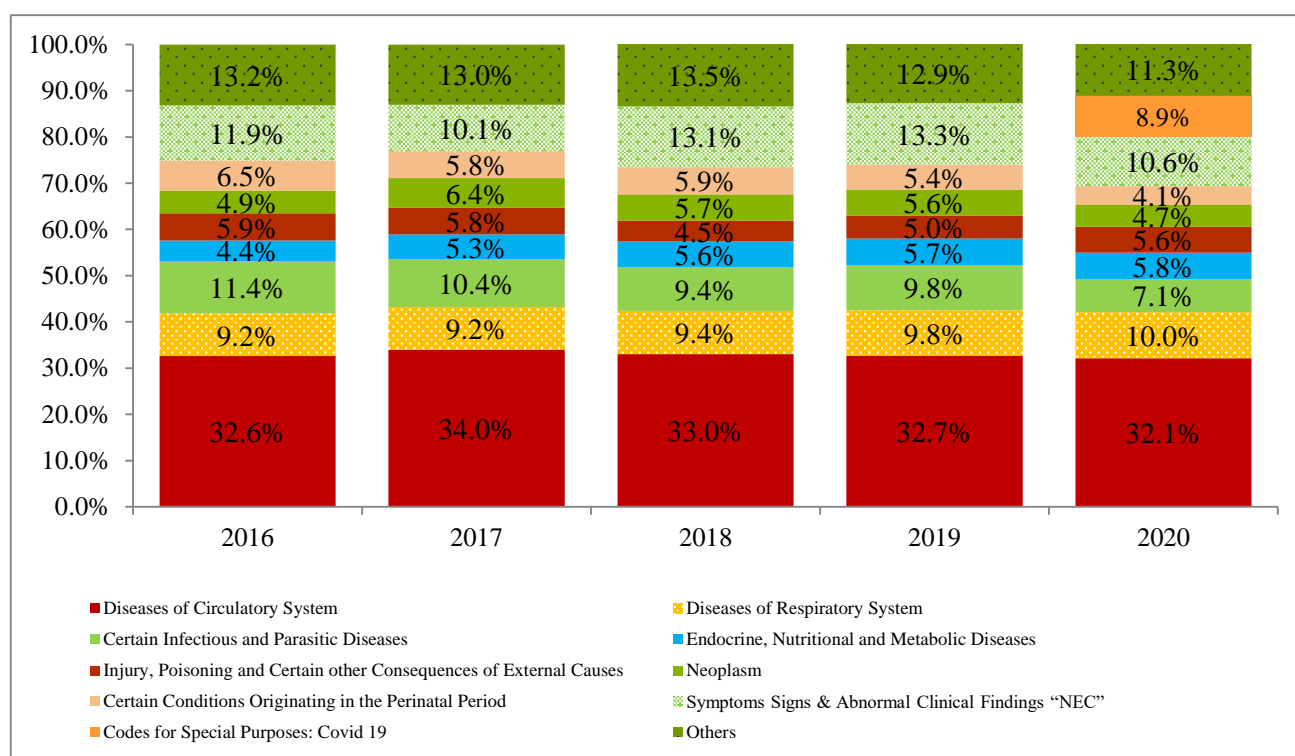
S. No.	Major Cause Group	Male		Female		Total	
		Number	%	Number	%	Number	%
1	Diseases of the Circulatory System (I00-I99)	364803	31.4	215948	33.1	580751	32.1
2	Diseases of the Respiratory System (J00-J98)	119766	10.3	61394	9.4	181160	10.0
3	Codes for Special Purposes – Covid 19 (U00-U49)	114217	9.8	46401	7.1	160618	8.9
4	Certain Infectious and Parasitic Diseases (A00-B99)	80274	6.9	47659	7.3	127933	7.1
5	Endocrine, Nutritional and metabolic Diseases (E00-E89)	62952	5.4	41713	6.4	104665	5.8
6	Injury, Poisoning and Certain Other Consequences of External Causes (S00-T98)	74397	6.4	26191	4.0	100588	5.6
7	Neoplasms (C00-D48)	49957	4.3	35300	5.4	85257	4.7
8	Certain Conditions Originating in the Perinatal Period (P00-P96)	42819	3.7	31669	4.9	74488	4.1
9	Symptom Signs & Abnormal Clinical Findings NEC (R00-R99)	119657	10.3	71952	11.0	191609	10.6
	Other Groups	131277	11.3	73342	11.3	204619	11.3
	Total	1160119	100.0	651569	100.0	1811688	100.0

3.4.2 The percentage distribution of medically certified deaths in males and females by nine leading cause groups for the year 2020 is depicted in Charts 3.4.1 and 3.4.2.



3.4.3 The percentage distribution of nine major cause groups of death for the last five years i.e. 2016 to 2020 is presented in the Chart 3.4.3.

Chart 3.4.3
Percentage distribution of leading cause groups, 2016-2020



3.5 The percentage distribution of nine major cause groups of death for the period 2000 to 2020 is presented in the Statement 3.5. The data reveals that, since 2000, the group *Diseases of the Circulatory System* has occupied the position of *top-most killer*. Its percentage to total deaths has registered a mixed trend over the years. However, it has declined by 0.6 per cent in 2020 as compared to previous year 2019. The increase in the share of deaths under this cause group is 7.8 percentage points in 2020 compared to 2000.

Statement 3.5: Percentage distribution of nine leading cause groups of deaths during 2000-2020

Year	Leading Major Cause Groups of Deaths										
	Disease of the Circulatory System	Diseases of the Respiratory System	Codes for Special Purposes – Covid 19 (U00-U49)	Certain Infectious & Parasitic Diseases	Certain Conditions Originating in Perinatal Period	Endocrine, nutritional and metabolic diseases	Injury Poisoning & Certain Other Consequences of External Causes	Neoplasms	Symptoms, Signs & Abnormal Clinical & Laboratory Findings N.E.C.	Others	Total
1	2	3	4	5	5	6	7	8	9	10	11
2000	24.3	7.0	N.A.	15.7	7.8	3.3	11.3	3.6	14.2	12.8	100.0
2001	27.5	8.9	N.A.	14.6	6.9	2.9	11.6	3.7	10.8	13.1	100.0
2002	27.5	9.0	N.A.	14.2	7.4	3.2	11.3	3.7	10.1	13.6	100.0
2003	26.6	9.6	N.A.	14.4	6.9	3.6	10.8	3.9	10.5	13.7	100.0
2004	27.1	8.3	N.A.	14.5	6.9	3.6	9.7	4.4	11.7	13.8	100.0

2005	27.5	8.7	N.A.	14.7	6.6	3.8	9.3	4.3	11.7	13.3	100.0
2006	27.1	8.6	N.A.	13.9	6.7	4.3	8.8	4.3	13.6	12.7	100.0
2007	26.9	8.2	N.A.	13.8	7.4	3.8	9.2	4.3	13.8	12.5	100.0
2008	27.7	8.5	N.A.	14.0	7.0	4.0	8.9	4.7	13.1	12.1	100.0
2009	30.6	8.6	N.A.	12.8	7.2	4.2	7.3	4.6	12.8	11.9	100.0
2010	29.8	9.5	N.A.	13.1	6.9	3.9	7.4	4.6	12.5	12.3	100.0
2011	28.9	9.2	N.A.	12.5	7.4	4.0	7.8	5.4	12.4	12.4	100.0
2012	30.4	8.4	N.A.	12.3	6.9	3.9	7.7	5.0	12.9	12.5	100.0
2013	29.0	8.3	N.A.	12.1	8.1	3.7	7.5	5.1	13.3	12.9	100.0
2014	31.6	7.8	N.A.	11.9	7.2	3.7	7.1	5.4	13.2	12.1	100.0
2015	33.2	9.0	N.A.	11.0	6.6	4.0	6.2	5.3	12.2	12.5	100.0
2016	32.6	9.2	N.A.	11.4	6.5	4.4	5.9	4.9	11.9	13.2	100.0
2017	34.0	9.2	N.A.	10.4	5.8	5.3	5.8	6.4	10.1	13.0	100.0
2018	32.9	9.4	N.A.	9.4	5.9	5.6	4.5	5.7	13.1	13.5	100.0
2019	32.7	9.7	N.A.	9.8	5.4	5.7	5.0	5.6	13.3	12.9	100.0
2020	32.1	10.0	8.9	7.1	4.1	5.8	5.6	4.7	10.6	11.3	100.0

N.A. Not applicable

3.5.1 The share of medically certified deaths due to *Diseases of the Respiratory System* has varied in the range of 7.0 per cent to 10.0 per cent during the period 2000 to 2020, thus accounting for around 7 to 10 deaths per hundred reported medically certified deaths.

3.5.2 The share of newly introduced *Codes for Special Purposes (Covid19)* is 8.9 per cent during 2020.

3.5.3 The share of medically certified deaths due to *Certain Infectious and Parasitic Diseases* is varying between 7.1 to 15.7 per cent over the period and it has recorded the lowest percentage during the current year.

3.5.4 The group of *Diseases of Certain Conditions Originating in Perinatal Period*, which is the prime cause of deaths among infants, has shown a fluctuating pattern in percentage terms over the years.

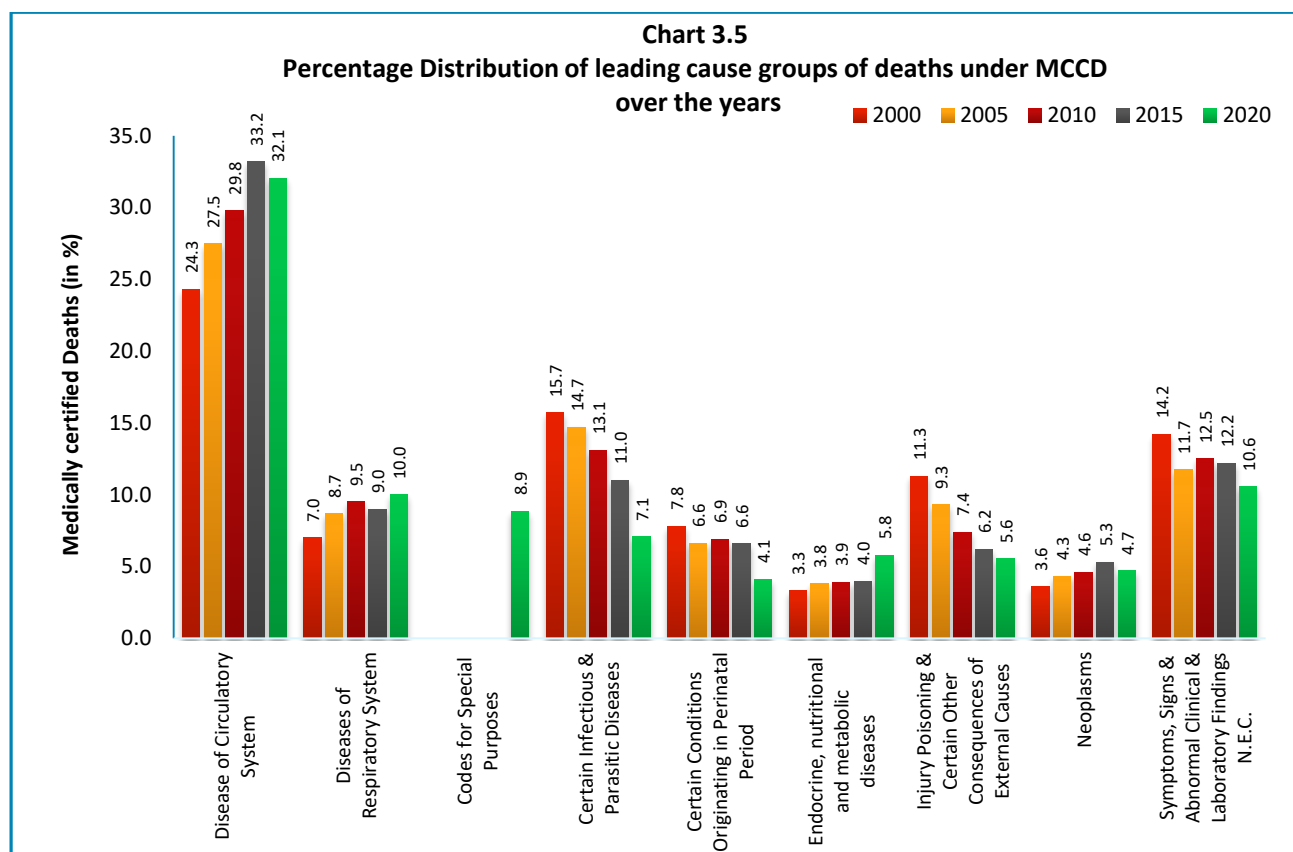
3.5.5 The share of deaths due to *Endocrine, Nutritional and Metabolic Diseases* has shown a mixed trend over the years. However, it has consistently increased during the period 2014-2020.

3.5.6 The proportion of deaths due to *Injury, Poisoning and Certain other consequences of external causes* has exhibited a decreasing trend over the years with slight fluctuations in between.

3.5.7 The percentage of deaths due to *Neoplasms* has varied from 3.6 to 6.4 per cent over these years.

3.5.8 The percentage of deaths classified under the major group *Symptoms, Sign and Abnormal Clinical & Laboratory Findings, Not Elsewhere Classified* constitutes a significant share of more than ten per cent of medically certified deaths since 2000.

3.5.9 The chart 3.5 shows the percentage share of leading cause groups of death in MCCD for the years 2000, 2005, 2010, 2015 and 2020.



3.6 The State/UT wise distribution of medically certified deaths by nine major cause groups is given in Statement 3.6. The institutions covered under the MCCD are mostly located in urban areas of the different States/UTs in view of the availability of requisite facilities. Consequently, the number of deaths reported therein may lack the representative character at the State level. Moreover, owing to wide variation between the level of medical certification and the registration of deaths across the States, any inter-state comparative analysis of major determinants of deaths will have limitations. However, an attempt has been made to present the comparative situation of major cause groups, based upon medically certified deaths reported by different States/UTs, as their number is reasonably adequate to throw valuable insight into deaths by various cause groups and their gravity.

3.6.1 As depicted in the Statement 3.6, more than thirty per cent of total medically certified deaths were reported under the cause group ‘Diseases of the Circulatory System’ from each of the fourteen States/UTs namely, Andhra Pradesh, A&N Islands, Assam, Bihar, Chhattisgarh, D &N Haveli and Daman & Diu, Goa, Jharkhand, Lakshadweep, Punjab, Tamil Nadu, Telangana, Tripura and West Bengal. In, Jharkhand, Andhra Pradesh and Lakshadweep as high as 61.3, 60.6 and 57.8 per cent of deaths (more than half of the deaths), have been reported to be medically certified as *Disease of the Circulatory System* as against Uttar Pradesh which has reported as low as 13.5 per cent. The corresponding figure at the national level for all reporting States taken together is 32.1 per cent.

3.6.2 The group, *Diseases of the Respiratory System* constitutes 10.0 per cent of medically certified deaths at national level. Its share in total medically certified deaths is the highest for Rajasthan (22.1

per cent) followed by Gujarat (19.1per cent), Uttarakhand (16.8per cent) and West Bengal (15.1per cent) whereas the lowest has been reported in Bihar (2.4 per cent).

3.6.3 The group, *Codes for Special Purposes* consisting of Covid 19 deaths has accounted for 8.9 per cent of medically certified deaths at national level. As per registered medically certified deaths, Maharashtra has recorded the highest percentage of medically certified covid deaths with 17.7 per cent followed by Manipur (15.7 per cent), Uttar Pradesh (15.0 per cent), Himachal Pradesh (13.5 per cent), Uttarakhand (12.8 per cent), Andhra Pradesh (12.0 per cent), Punjab (11.9 per cent) and Delhi (10.8 per cent). On the other hand, no medically certified death has been registered under this group in Arunachal Pradesh and Lakshadweep during the year 2020.

Statement 3.6: State/UT-wise Distribution of Medically Certified Deaths by 9 Leading Cause-Groups – 2020

State/UTs	Major Cause Group											Total (Col 10+11)
	Top 9 Major Groups										Others Groups	
	Disease of the Circulatory System	Diseases of the Respiratory System	Codes for Special Purposes – Covid 19	Certain Infectious & Parasitic Diseases	Endocrine, Nutritional and Metabolic Diseases	Injury Poisoning & Certain Other Consequences of External Causes	Neoplasms	Certain Conditions Originating in Perinatal Period	Symptoms, Signs & Abnormal Clinical & Laboratory Findings N.E.C.	Sub-Total (Col.2+3+4+5+6+7+8+9+10)		
1	2	3	4	5	6	7	8	9	10	11	12	13
Andhra Pradesh	60.6	7.2	12.0	4.3	1.0	2.3	0.5	2.2	1.7	91.8	8.2	100.0
A & N Islands	32.0	9.1	3.3	4.6	13.4	3.8	6.6	5.4	2.1	80.3	19.7	100.0
Arunachal Pradesh	19.0	2.9	0.0	13.6	2.8	0.5	10.3	4.1	38.9	92.0	8.0	100.0
Assam	42.1	5.6	2.7	12.2	18.6	2.8	5.7	0.7	0.1	90.4	9.6	100.0
Bihar	37.5	2.4	7.3	7.3	0.5	1.8	0.5	1.2	10.0	68.5	31.5	100.0
Chandigarh	25.6	10.6	4.3	7.1	2.9	2.1	4.4	6.8	6.5	70.3	29.7	100.0
Chhattisgarh	30.4	8.4	6.1	7.8	1.7	4.4	2.6	8.0	22.1	91.5	8.5	100.0
Delhi	17.3	10.0	10.8	12.3	2.7	3.1	4.9	2.6	24.8	88.4	11.6	100.0
D & N Haveli and Daman & Diu	40.2	9.9	0.1	7.6	3.1	4.4	2.2	6.5	12.2	86.2	13.8	100.0
Goa	35.2	8.2	5.3	3.2	10.2	5.4	7.3	0.8	8.7	84.4	15.6	100.0
Gujarat	28.7	19.1	4.0	9.7	1.5	2.0	3.0	4.5	16.4	89.0	11.0	100.0
Haryana	22.5	10.5	4.0	11.4	2.1	3.3	4.8	1.0	30.8	90.3	9.7	100.0
Himachal Pradesh	25.8	12.0	13.5	6.8	4.7	2.9	4.6	4.8	10.1	85.3	14.7	100.0
Jharkhand	61.3	5.3	7.6	5.0	1.7	1.3	1.4	0.8	4.1	88.6	11.4	100.0
Karnataka	28.9	10.9	9.8	7.3	7.5	4.6	7.7	4.9	3.4	84.9	15.1	100.0
Kerala	28.6	6.0	7.6	3.0	15.5	3.5	15.3	1.9	4.2	85.7	14.3	100.0
Lakshadweep	57.8	12.6	0.0	0.0	14.4	0.6	5.0	0.0	0.0	90.3	9.7	100.0
Madhya Pradesh	27.5	7.2	2.4	5.4	4.3	3.5	0.8	13.4	30.6	95.1	4.9	100.0
Maharashtra	25.9	6.9	17.7	5.3	11.2	4.1	6.5	2.4	8.9	88.9	11.1	100.0
Manipur	16.7	8.5	15.7	7.1	7.3	3.2	3.9	3.0	15.6	80.9	19.1	100.0
Meghalaya	16.8	9.8	1.9	7.0	2.9	8.6	10.1	14.9	9.8	81.8	18.2	100.0
Mizoram	17.5	14.1	0.2	14.9	2.3	3.2	12.8	4.2	5.6	74.8	25.2	100.0
Nagaland	15.2	9.9	5.2	10.5	7.3	9.4	9.4	1.0	0.0	68.1	31.9	100.0
Odisha	21.4	12.3	2.4	6.4	4.9	4.9	3.5	13.0	11.6	80.3	19.7	100.0

Report on Medical Certification of Cause of Death -2020

Puducherry	25.7	5.5	8.1	12.0	4.2	5.3	3.7	2.7	20.9	88.0	12.0	100.0
Punjab	36.2	6.1	11.9	10.4	6.8	2.8	4.0	2.2	5.0	85.3	14.7	100.0
Rajasthan	17.4	22.1	5.6	8.1	1.8	7.0	2.5	16.0	9.3	89.7	10.3	100.0
Sikkim	26.8	6.9	5.0	8.7	7.2	6.1	7.6	3.6	0.7	72.6	27.4	100.0
Tamil Nadu	48.5	9.4	2.8	4.6	6.3	2.8	2.7	1.9	14.1	93.1	6.9	100.0
Telangana	38.5	3.4	8.1	6.9	0.3	11.0	19.1	2.1	4.9	94.2	5.8	100.0
Tripura	39.2	8.8	2.4	10.9	4.0	4.6	5.7	3.9	4.7	84.3	15.7	100.0
Uttarakhand	22.2	16.8	12.8	8.7	6.1	2.3	4.1	3.9	5.2	82.0	18.0	100.0
Uttar Pradesh	13.5	9.7	15.0	7.3	1.7	30.8	2.1	1.9	5.8	87.8	12.2	100.0
West Bengal	30.9	15.1	4.2	11.4	2.9	4.0	1.4	6.4	9.6	85.8	14.2	100.0
All States/UTs (Total)	32.1	10.0	8.9	7.1	5.8	5.6	4.7	4.1	10.6	88.7	11.3	100.0

3.6.4 The percentage of medically certified deaths due to *Certain Infections and Parasitic Diseases* constitutes 7.1 per cent of total medically certified deaths at national level. Five States/UTs reporting the highest share are Mizoram (14.9 per cent), Arunachal Pradesh (13.6 per cent), Delhi (12.3 per cent), Assam (12.2 per cent), and Puducherry (12.0 per cent). No medically certified death under this cause group has been reported from Lakshadweep.

3.6.5 The share of medically certified deaths due to *Endocrine, Nutritional and Metabolic Diseases* is 5.8 per cent of the total medically certified deaths at national level. Six States/UTs reporting more than 10.0 per cent share are Assam (18.6 per cent), Kerala (15.5 per cent), Lakshadweep (14.4 per cent), A & N Islands (13.4 per cent), Maharashtra (11.2 per cent) and Goa (10.2 per cent).

3.6.6 The share of major cause group *Injury, Poisoning and Certain other Consequences of External Causes* is more than 10 per cent of the total medically certified deaths in Uttar Pradesh (30.8 per cent) followed by Telangana (11.0 per cent) whereas the lowest percentage (0.5 per cent) was reported from Arunachal Pradesh.

3.6.7 The percentage share of *Neoplasms* deaths is highest 19.1 per cent for Telangana followed by Kerala (15.3 per cent), Mizoram (12.8 per cent) and Arunachal Pradesh (10.3 per cent). Bihar and Andhra Pradesh (each) have reported the lowest 0.5 per cent deaths under this category.

3.6.8 The percentage share of medically certified deaths due to *Certain Conditions Originating in Perinatal Period* is 4.1 per cent to the total medically certified deaths at national level. At state level, it is highest in Rajasthan (16.0 per cent) followed by Meghalaya (14.9 per cent), Madhya Pradesh (13.4 per cent), Odisha (13.0 per cent) and Chhattisgarh (8.0 per cent).

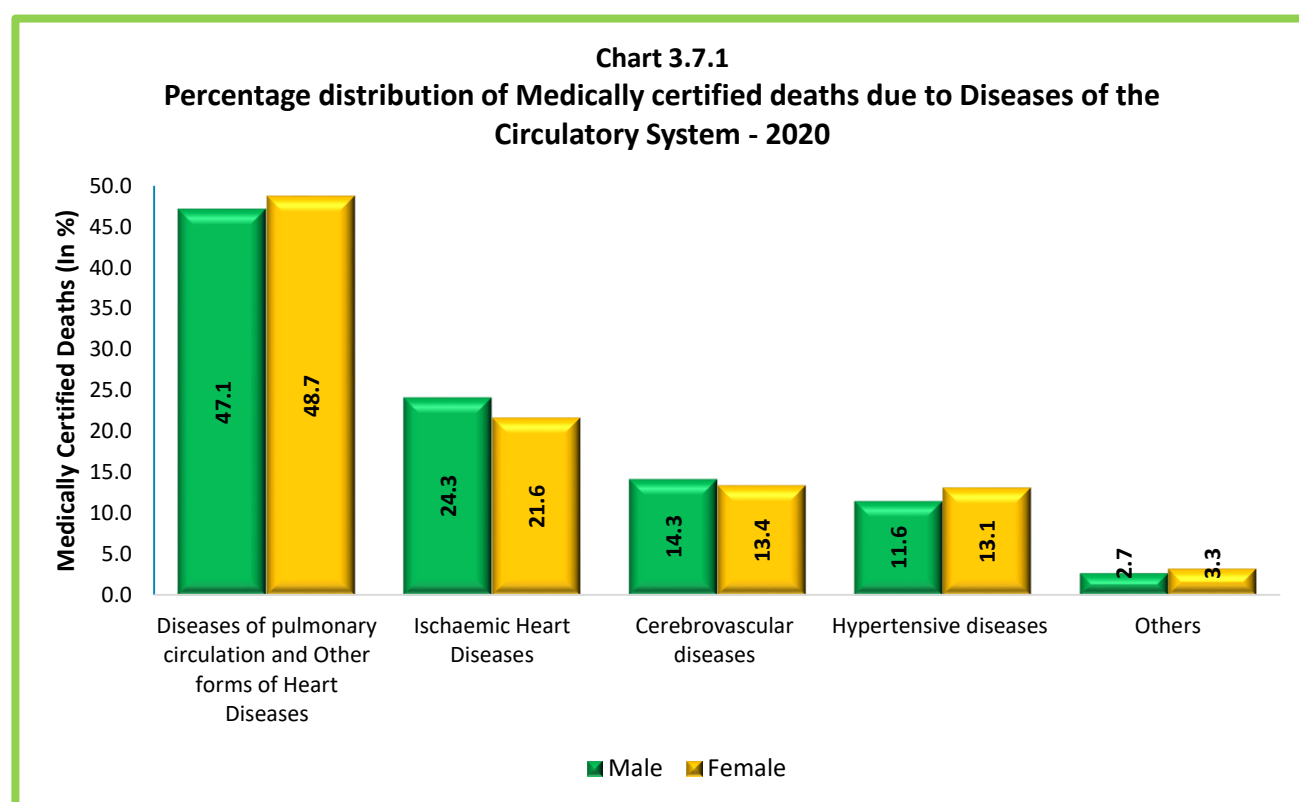
LEADING CAUSES OF DEATHS

3.7 Diseases of the Circulatory System (IX): It is the **topmost** ranking major group of diseases, constituting 32.1 per cent of total medically certified deaths. It accounts for 31.4 and 33.1 per cent respectively in males and female deaths. The distribution of major components under this cause group is presented in Statement 3.7.1 and is depicted in Chart 3.7.1.

Statement 3.7.1: Distribution of major causes of deaths among diseases of the Circulatory System under MCCD –2020

S.No	Cause of Death	Male		Female		Total		% to Total Medically Certified Deaths
		Number	%	Number	%	Number	%	
1	Diseases of pulmonary circulation and Other forms of Heart Diseases	171966	47.1	105178	48.7	277144	47.7	15.3
2	Ischaemic Heart Diseases	88499	24.3	46677	21.6	135176	23.3	7.5
3	Cerebrovascular diseases	52177	14.3	28830	13.4	81007	13.9	4.5
4	Hypertensive diseases	42277	11.6	28244	13.1	70521	12.1	3.9
5	Others	9884	2.7	7019	3.3	16903	2.9	0.9
	Total Medically Certified Deaths due to Diseases of the Circulatory System	364803	100.0	215948	100.0	580751	100.0	32.1
	Deaths due to Diseases of the Circulatory System as Percentage to total Medically Certified Deaths	-	31.4	-	33.1	-	32.1	-

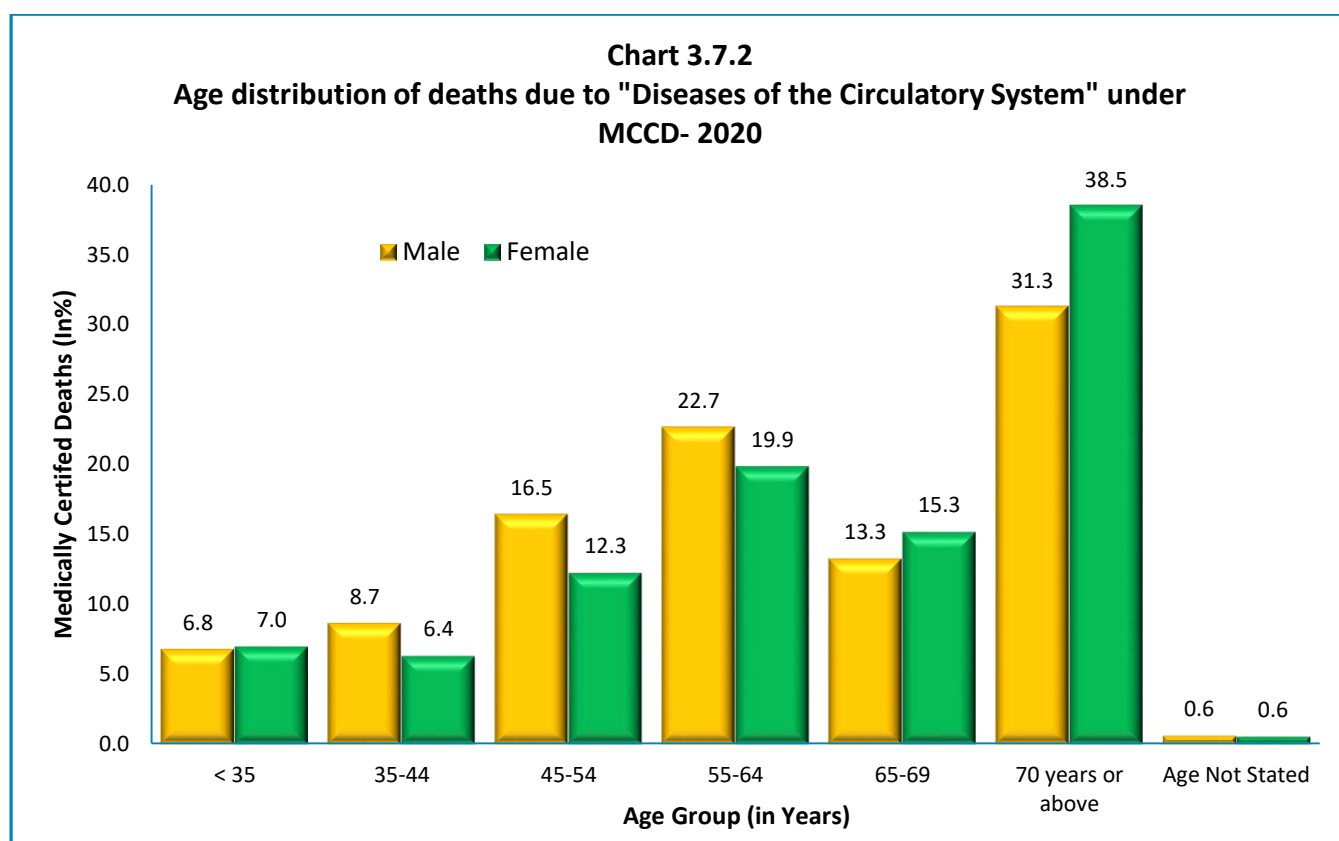
3.7.1 The sub-groups ‘Diseases of Pulmonary Circulation and other forms of Heart diseases’ and ‘Ischemic Heart Diseases (IHD)’ are reported to be the top two leading causes of deaths constituting 47.7 and 23.3 per cent of circulatory system related deaths respectively. Cerebrovascular diseases and Hypertensive diseases have respectively constituted 13.9 and 12.1 per cent of total deaths reported under this major group. The female deaths due to Diseases of pulmonary circulation and other forms of heart diseases and Hypertensive diseases are on a higher side as compared to corresponding percentages of male deaths.



3.7.2 The age and sex-wise distribution of medically certified deaths due to *Diseases of the Circulatory System* has been given in Statement 3.7.2 and highlighted in Chart 3.7.2. The age distribution under this cause group is in consonance with the general epidemiology of Circulatory System Death which increases with age. More than one third of the deaths under this major group has been registered for the age group 70 years or above.

Statement 3.7.2: Age and sex-wise distribution of deaths due to diseases of the Circulatory System under MCCD–2020

S.No.	Age Group (in Years)	Male		Female		Total	
		Number	Percentage	Number	Percentage	Number	Percentage
1	<1	1796	0.5	1267	0.6	3063	0.5
2	1-4	807	0.2	687	0.3	1494	0.3
3	5-14	1496	0.4	1255	0.6	2751	0.5
4	15-24	6425	1.8	4687	2.2	11112	1.9
5	25-34	14447	4.0	7303	3.4	21750	3.7
6	35-44	31753	8.7	13721	6.4	45474	7.8
7	45-54	60127	16.5	26660	12.3	86787	14.9
8	55-64	82850	22.7	43039	19.9	125889	21.7
9	65-69	48555	13.3	32953	15.3	81508	14.0
10	70 Years or above	114280	31.3	83184	38.5	197464	34.0
11	Age not Stated	2267	0.6	1192	0.6	3459	0.6
	TOTAL	364803	100.0	215948	100.0	580751	100.0



3.7.3 As revealed from the Statement 3.7.3, the highest number of deaths is reported for the age group 70 years or above for each of the year during 2011-2020. In terms of percentage around 34 per cent (Male-31.3 & Female-38.5 per cent) deaths has been reported in this age group. The age group 65-69 years having interval of only 5 years has reported considerably high deaths (around 12 per cent) for each year during 2011-2020. The age group 55-64 years is also very vulnerable to this cause group, reporting the second highest deaths (around 21 per cent) after those of the age group 70 years or above. The details are depicted in Chart 3.7.2 and Statement 3.7.3.

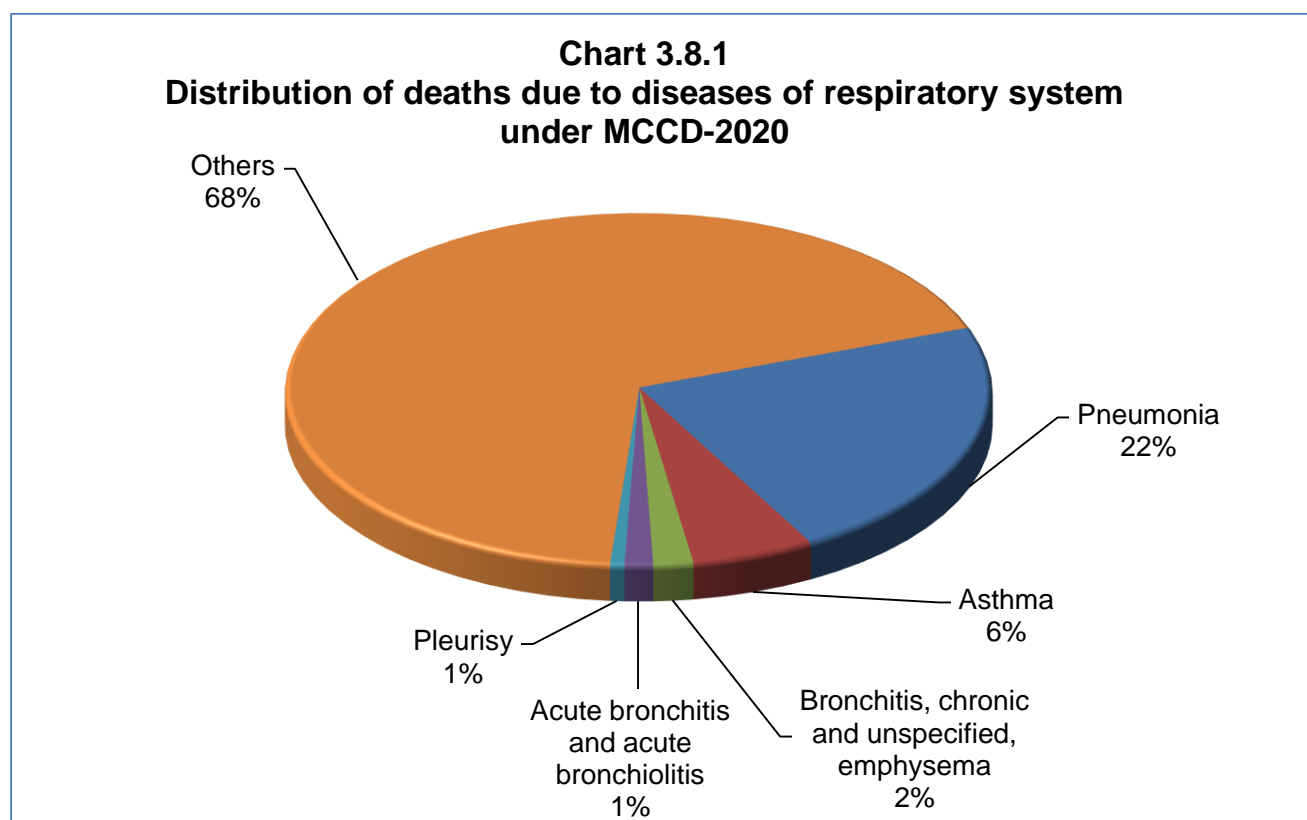
Statement 3.7.3: Age-wise number of medically certified deaths due Circulatory System, 2011-2020

S. No.	Years	Diseases of the Circulatory System											Total
		<1	1-4	5-14	15-24	25-34	35-44	45-54	55-64	65-69	70 years or Above	Age Not Stated	
1	2011	1,433	2,765	2,746	5,803	10,897	20,959	39,671	56,850	32,629	96,018	8,319	278090
2	2012	2,418	2,648	5,233	6,227	11,706	23,474	43,636	62,539	35,024	1,05,043	6,809	304757
3	2013	2,717	1,089	2,083	4,914	9,054	18,709	34,448	55,171	33,418	1,00,656	6,803	269062
4	2014	5,116	3,366	3,314	6,917	13,245	25,304	48,591	68,871	39,321	1,14,925	8,405	337375
5	2015	1,637	3,548	3,341	7,300	15,113	30,820	59,118	83,966	46,488	1,35,786	5,654	392771
6	2016	2,033	3,555	3,843	8,744	16,263	30,967	62,820	84,125	49,729	1,22,716	5,806	390601
7	2017	1,801	1,134	2,503	10,054	20,239	35,945	71,312	1,03,882	63,370	1,64,187	4,664	4,79,091
8	2018	2,674	1,352	2,727	9,350	17,666	36,093	72,073	1,04,132	62,003	1,63,898	6,956	478924
9	2019	3,655	1,651	2,946	10,376	20,255	39,374	76,706	1,12,243	68,085	1,70,073	8,026	513390
10	2020	3,063	1,494	2,751	11,112	21,750	45,474	86,787	1,25,889	81,508	1,97,464	3,459	5,80,751

3.8 Diseases of the Respiratory System (X): The major group *Diseases of the Respiratory System* is the **second** leading cause, responsible for 10.0 per cent of the total medically certified deaths. This constitutes 10.3 per cent of male and 9.4 per cent of female deaths. The distribution of main constituents of the major cause group is given Statement 3.8.1 and is highlighted in Chart 3.8.1.

Statement 3.8.1: Distribution of deaths due to diseases of respiratory system under MCCD-2020

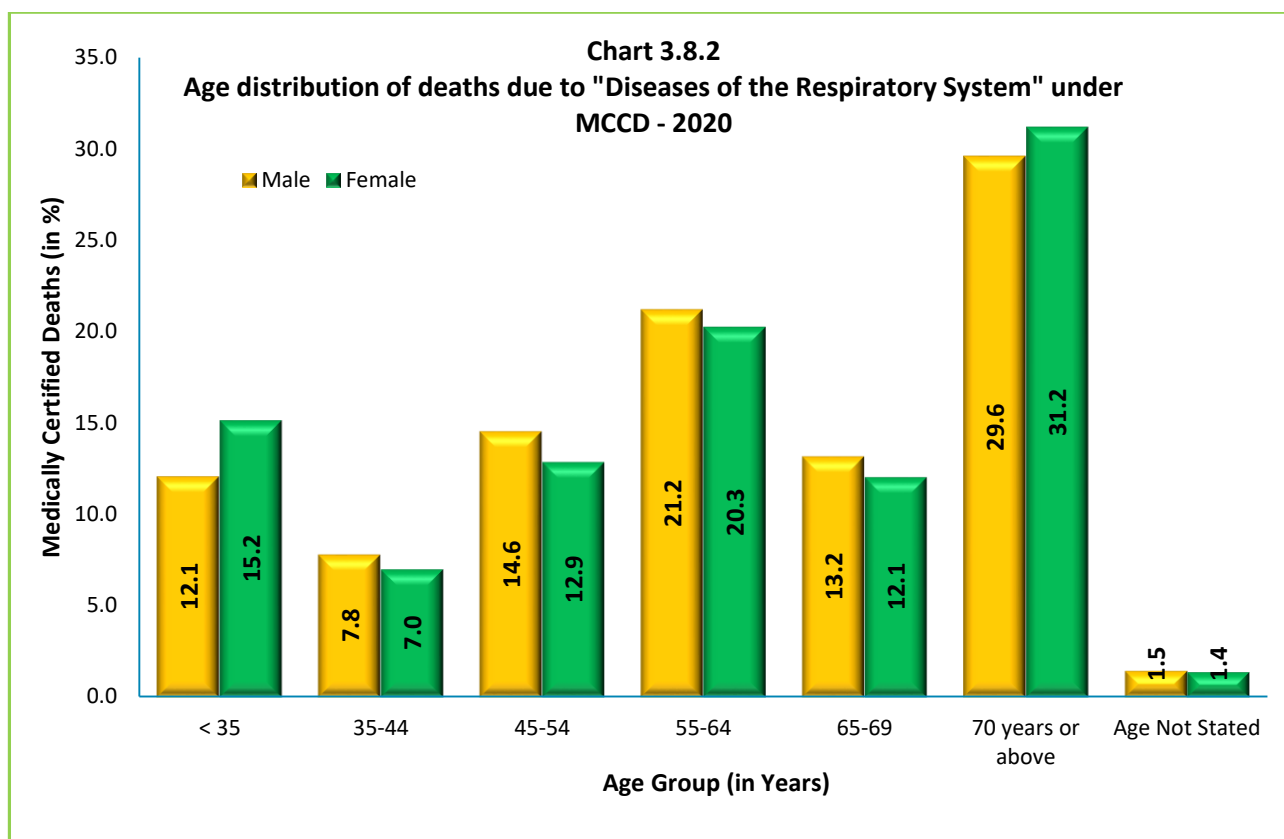
S.No.	Cause of Death	Male		Female		Total		% to Total Medically Certified Deaths
		Number	%	Number	%	Number	%	
1	Pneumonia	27501	23.0	13303	21.7	40804	22.5	2.3
2	Asthma	5893	4.9	4240	6.9	10133	5.6	0.6
3	Bronchitis, chronic and unspecified, emphysema	2056	1.7	1227	2.0	3283	1.8	0.2
4	Acute bronchitis and acute bronchiolitis	1452	1.2	888	1.4	2340	1.3	0.1
5	Pleurisy	735	0.6	440	0.7	1175	0.6	0.1
6	Others	82129	68.6	41296	67.3	123425	68.1	6.8
	Total Medically Certified Deaths due to Diseases of the Respiratory System	119766	100.0	61394	100.0	181160	100.0	10.0
	Deaths due to Disease of Respiratory System as Percentage to total Medically Certified Deaths	-	10.3	-	9.4	-	10.0	-



3.8.1 Pneumonia, an inflammatory illness of the lung and a leading cause of death among the elderly and children less than five years, has caused 22.5 per cent of reported medically certified deaths under the major cause group. It is followed by Asthma causing 5.6 per cent deaths. The age composition of deaths due to *Diseases of the Respiratory System* is presented in Statement 3.8.2 and is highlighted in Chart 3.8.2.

Statement 3.8.2: Age distribution of deaths due to *diseases of Respiratory System* under MCCD – 2020

S.No.	Age Group (in Years)	Male		Female		Total	
		Number	Percentage	Number	Percentage	Number	Percentage
1	<1	3157	2.6	2345	3.8	5502	3.0
2	1-4	1123	0.9	786	1.3	1909	1.1
3	5-14	1367	1.1	983	1.6	2350	1.3
4	15-24	2932	2.4	2310	3.8	5242	2.9
5	25-34	5943	5.0	2894	4.7	8837	4.9
6	35-44	9390	7.8	4319	7.0	13709	7.6
7	45-54	17443	14.6	7917	12.9	25360	14.0
8	55-64	25410	21.2	12441	20.3	37851	20.9
9	65-69	15825	13.2	7411	12.1	23236	12.8
10	70 Years or above	35422	29.6	19134	31.2	54556	30.1
11	Not Stated	1754	1.5	854	1.4	2608	1.4
	TOTAL	119766	100.0	61394	100.0	181160	100.0



3.8.2 The age-group '70 Years or above' has reported maximum incidence of deaths (30.1 per cent) under this major cause group, followed by the age group '55-64 years' with 20.9 per cent of deaths and age group 45-54 years 14.0 per cent. The major portion of deaths under this cause group is concentrated in the age-group '45 years and above', constituting around 77.8 per cent of deaths. The percentage of female deaths aged '24 years and below' and '70 years or above' to total female deaths under this cause-group are on a higher side as compared to corresponding figures for males.

Statement 3.8.3: Age-wise number of medically certified deaths due Respiratory System, 2011-2020

S. No.	Years	Diseases of the Respiratory System											Total
		<1	1-4	5-14	15-24	25-34	35-44	45-54	55-64	65-69	70 years or Above	Age Not Stated	
1	2011	4,619	1850	1,949	3,031	4,250	6,730	10,211	15,214	9,842	27,223	4,050	88969
2	2012	4,893	2008	2,230	3,262	4,461	6,552	10,204	14,104	8,910	25,553	2,512	84689
3	2013	5,017	1832	1,620	3,028	3,974	5,844	9,201	12,823	8,056	23,688	2,057	77140
4	2014	4,399	1741	1,649	3,056	3,996	5,944	9,718	14,137	8,684	26,310	3,120	82754
5	2015	5,163	2416	2,462	3,817	5,722	8,742	13,943	19,260	10,816	31,895	2,276	106512
6	2016	4,436	2122	2,147	3,816	5,850	8,722	14,708	21,191	13,152	31,655	2,405	110304
7	2017	4,078	2,491	2,388	3,883	6,120	11,339	17,199	24,922	15,298	40,040	1,860	1,29,618
8	2018	4,512	3077	2,668	4,332	6,200	9,909	17,437	25,787	15,885	45,182	1,946	136935
9	2019	6,313	2827	2,521	5,189	7,364	11,400	19,675	29,827	18,350	46,324	2,521	152311
10	2020	5,502	1,909	2,350	5,242	8,837	13,709	25,360	37,851	23,236	54,556	2,608	1,81,160

3.8.3 The major group *Diseases of the Respiratory System* has reported the highest number of deaths for the age group 70 years or above. Around 30 per cent deaths occurred due to diseases of

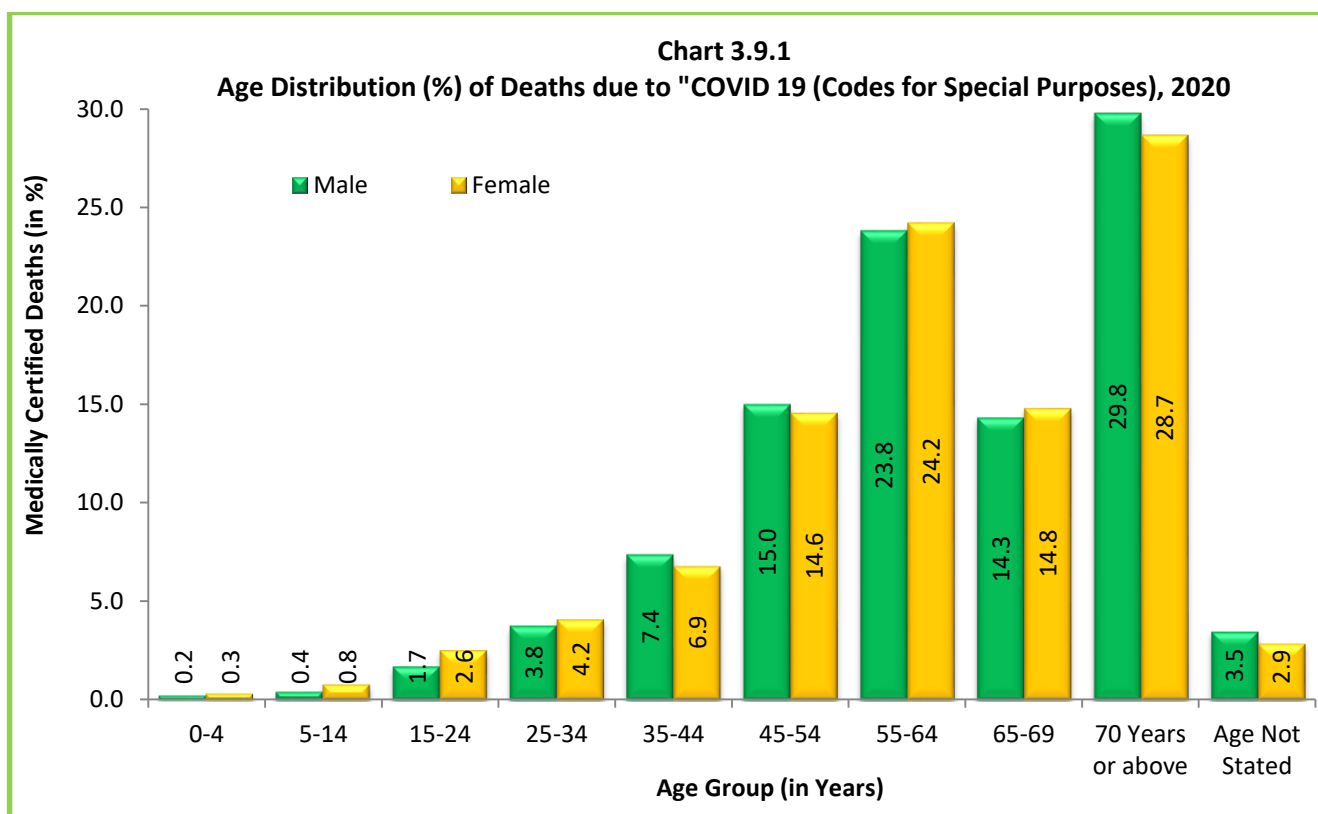
Respiratory System in the age group 70 years or above in each year during 2011-2020. The age group 65-69 years has also contributed significant number of deaths for each year (around 11 per cent). The second highest number of deaths occurred in the age group 55-64 years for each during 2011-2020. It has been a common feature that as we move to higher age groups, the number of deaths also increases. The details are depicted in Statement 3.8.3.

3.9 Deaths reported under Codes for Special Purposes (Covid 19 Deaths) (XXII): This newly introduced major group is the third leading cause group recording 8.9 per cent of total medically certified deaths at national level. In this group, 9.8 per cent of male and 7.1 per cent of female medically certified deaths have been reported in their respective totals. The age composition of medically certified deaths due to Covid 19 (consisting both the cases of virus identified and not identified i.e. U07.1 & U07.2) is presented in Statement 3.9.1 and is highlighted in Chart 3.9.1.

**Statement 3.9.1: Age distribution of deaths due to COVID 19
(Codes for Special Purposes) under MCCD-2020**

S.No.	Age Group (in Years)	Male		Female		Total	
		Number	Percentage	Number	Percentage	Number	Percentage
1	<1	166	0.1	75	0.2	241	0.2
2	1-4	118	0.1	83	0.2	201	0.1
3	5-14	501	0.4	377	0.8	878	0.5
4	15-24	1972	1.7	1192	2.6	3164	2.0
5	25-34	4321	3.8	1928	4.2	6249	3.9
6	35-44	8462	7.4	3185	6.9	11647	7.3
7	45-54	17138	15.0	6784	14.6	23922	14.9
8	55-64	27200	23.8	11245	24.2	38445	23.9
9	65-69	16358	14.3	6890	14.8	23248	14.5
10	70 Years or above	33996	29.8	13296	28.7	47292	29.4
11	Age Not Stated	3985	3.5	1346	2.9	5331	3.3
	TOTAL	114217	100.0	46401	100.0	160618	100.0

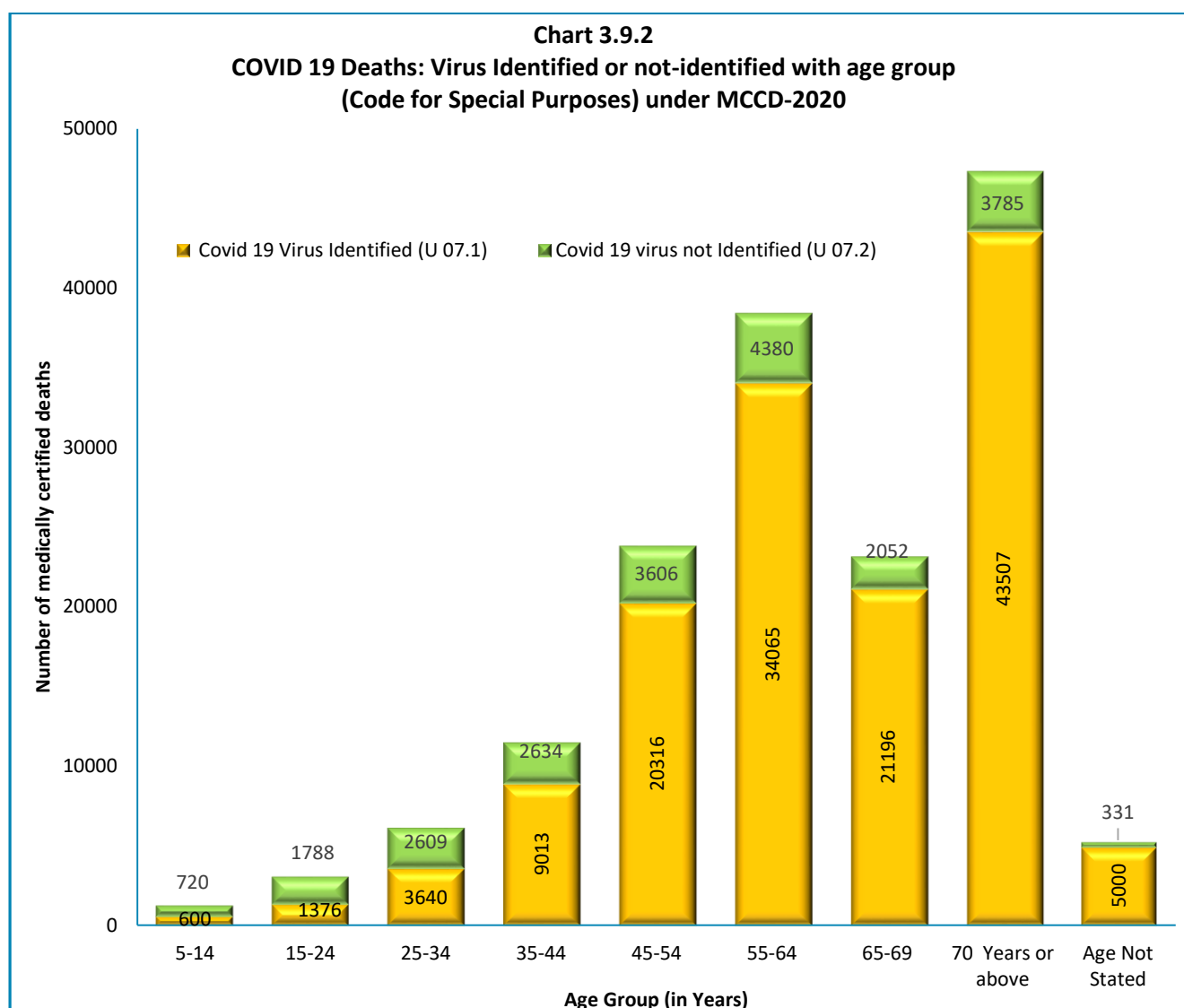
3.9.1 As shown in the statement 3.9.1, the highest incidences of deaths (29.4 per cent) is reported for the age group 70 years or above followed by 55-64 years (23.9 per cent). The age group 65-69, having class interval of only 5 years have also reported significant number of deaths (14.5 per cent). The major number of deaths is concentrated in the age group of 45 years and above constituting 82.7 per cent of total deaths in the group. The percentage of female deaths aged 34 years and below as well as for 55-64 years and 65-69 years, to total female deaths are on a higher side compared to corresponding figures for male. Out of the total 1,60,618 medically certified COVID deaths; 1,14,217 cases have been reported as male and 46,401 have been reported as female deaths. The age and sex wise distribution of covid deaths is depicted in statement 3.9.1 and is highlighted in Chart 3.9.1.



3.9.2 In MCCD, an emergency ICD-10 code of ‘U07.1 COVID 19, virus identified’ is assigned to a disease diagnosis of COVID 19 confirmed by laboratory testing. An emergency ICD-10 code of ‘U07.2 COVID 19, virus not identified’ is assigned to a clinical or epidemiological diagnosis of COVID 19 where laboratory confirmation is inconclusive or not available. Both U07.1 and U07.2 have been used by the States for mortality coding as the cause of death. It is evident from Statement 3.9.2 that out of total 1,60,618 deaths due to Covid 19, the virus was identified in 1,38,713 deaths whereas it was not verified in 21,905 cases.

**Statement 3.9.2: Age distribution of deaths due to COVID 19
(Virus identified or not) under MCCD-2020**

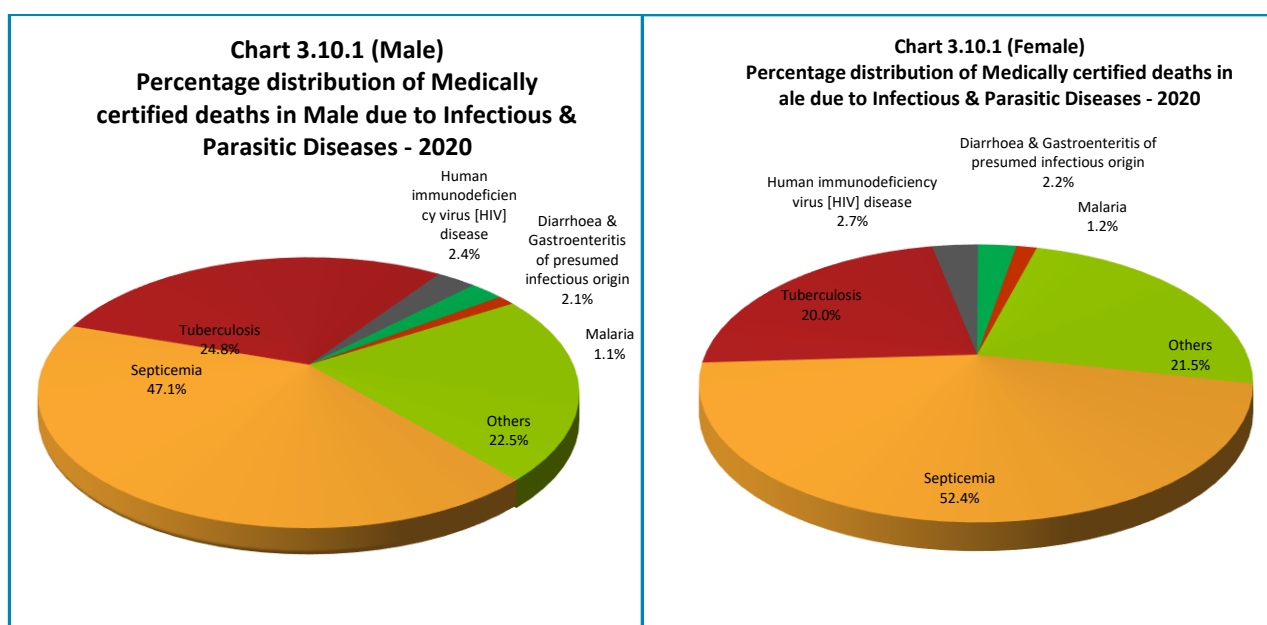
S.No.	Age Group (in Years)	COVID Deaths Virus identified		COVID Deaths Virus not-identified		Total Covid Deaths		Total
		Male	Female	Male	Female	Male	Female	
1	<1	145	61	21	14	166	75	241
2	1-4	59	44	59	39	118	83	201
3	5-14	169	122	332	255	501	377	878
4	15-24	810	566	1162	626	1972	1192	3164
5	25-34	2572	1068	1749	860	4321	1928	6249
6	35-44	6630	2383	1832	802	8462	3185	11647
7	45-54	14621	5695	2517	1089	17138	6784	23922
8	55-64	24282	9783	2918	1462	27200	11245	38445
9	65-69	14937	6259	1421	631	16358	6890	23248
10	70 Years or above	31374	12133	2622	1163	33996	13296	47292
11	Age Not Stated	3728	1272	257	74	3985	1346	5331
TOTAL		99327	39386	14890	7015	114217	46401	160618



3.10 Certain Infectious and Parasitic Diseases (I): It is the **fourth** leading cause group accounting to 7.1 per cent of medically certified deaths at national level. It constitutes 6.9 per cent of male and 7.3 per cent of female deaths of their respective totals. It is evident from the report that about half of the deaths reported under this group are due to Septicemia only. Tuberculosis (23.0 per cent) is the second leading cause within this group followed by Diarrhea & Gastroenteritis of presumed infectious origin and Human immunodeficiency virus [HIV], 2.3 per cent each. The distribution of major components under this cause group is shown in the Statement 3.10.1 and is depicted in Chart 3.10.1.

Statement 3.10.1: Distribution of Major causes of deaths among *Certain Infectious and Parasitic Diseases* under MCCD – 2020

S. No.	Cause of Death	Male		Female		Total		% to Total Medically Certified Deaths
		Number	%	Number	%	Number	%	
1	Septicemia	37776	47.1	24983	52.4	62759	49.1	3.5
2	Tuberculosis	19898	24.8	9523	20.0	29421	23.0	1.6
3	Diarrhoea & Gastroenteritis of presumed infectious origin	1688	2.1	1263	2.7	2951	2.3	0.2
4	Human immunodeficiency virus [HIV] disease	1943	2.4	1052	2.2	2995	2.3	0.2
5	Malaria	870	1.1	568	1.2	1438	1.1	0.1
6	Others	18099	22.5	10270	21.5	28369	22.2	1.6
	Total Medically Certified Deaths due to Infectious & Parasitic Disease	80274	100.0	47659	100.0	127933	100.0	7.1
	Deaths due to Infectious & Parasitic Diseases as Percentage to total Medically Certified Deaths	-	6.9	-	7.3	-	7.1	-

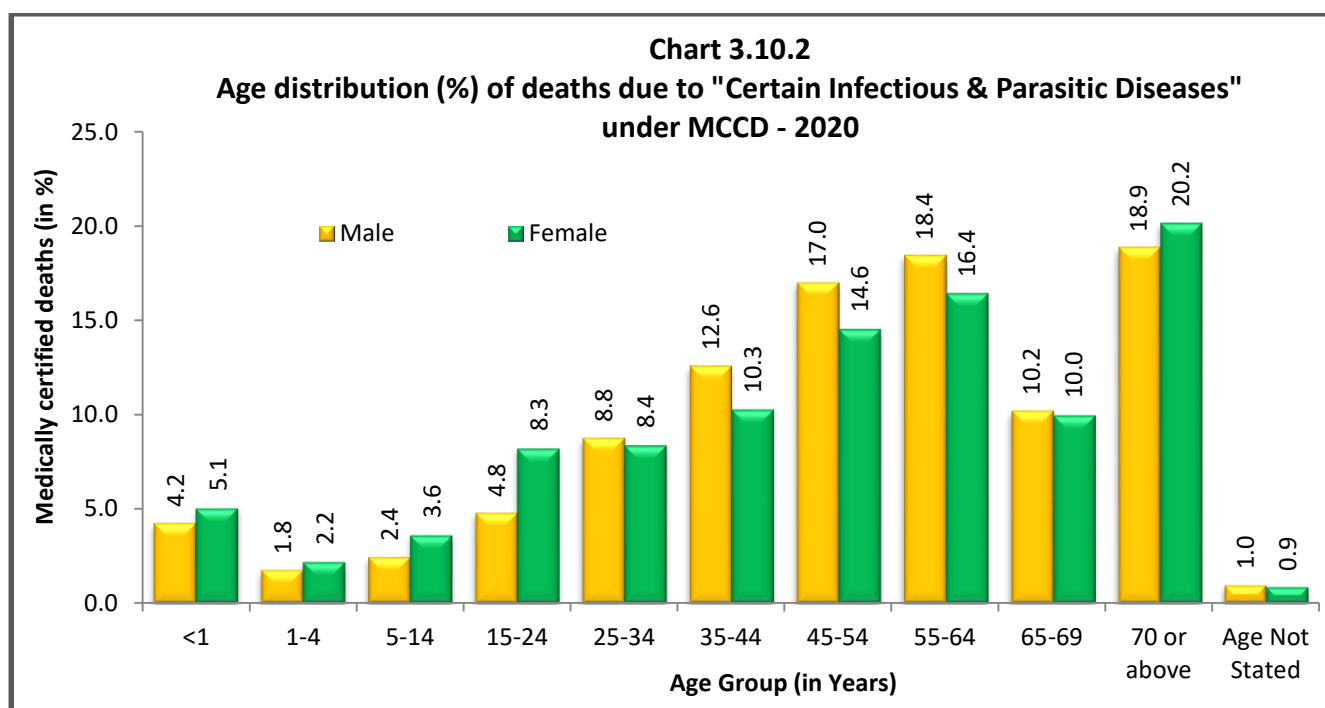


3.10.1 Among the *Certain Infectious and Parasitic Diseases*, percentage of tuberculosis deaths in females is 20.0 per cent as against 24.8 per cent for males out of their respective totals. The same pattern in male deaths has been observed for HIV deaths. On the other hand, female deaths are more in percentage for Septicemia, Diarrhoea and Malaria as compared to male deaths.

3.10.2 As shown in the Statement 3.10.2, the highest incidence of deaths (19.3 per cent) is reported for the age group 70 years or above followed by the age groups 55-64, 45-54 and 35-44 years (17.7 per cent, 16.1 per cent and 11.7 per cent) respectively. Age distribution of deaths due to certain infectious and parasitic diseases is presented in chart 3.10.2.

Statement 3.10.2: Age distribution of deaths due to *Certain Infectious and Parasitic diseases* under MCCD– 2020

S.No.	Age Group (in Years)	Male		Female		Total	
		Number	%	Number	%	Number	%
1	<1	3407	4.2	2419	5.1	5826	4.6
2	1-4	1422	1.8	1058	2.2	2480	1.9
3	5-14	1965	2.4	1736	3.6	3701	2.9
4	15-24	3846	4.8	3939	8.3	7785	6.1
5	25-34	7030	8.8	4014	8.4	11044	8.6
6	35-44	10089	12.6	4918	10.3	15007	11.7
7	45-54	13624	17.0	6944	14.6	20568	16.1
8	55-64	14801	18.4	7837	16.4	22638	17.7
9	65-69	8187	10.2	4773	10.0	12960	10.1
10	70 Years or above	15140	18.9	9604	20.2	24744	19.3
11	Age Not Stated	763	1.0	417	0.9	1180	0.9
	TOTAL	80274	100.0	47659	100.0	127933	100.0

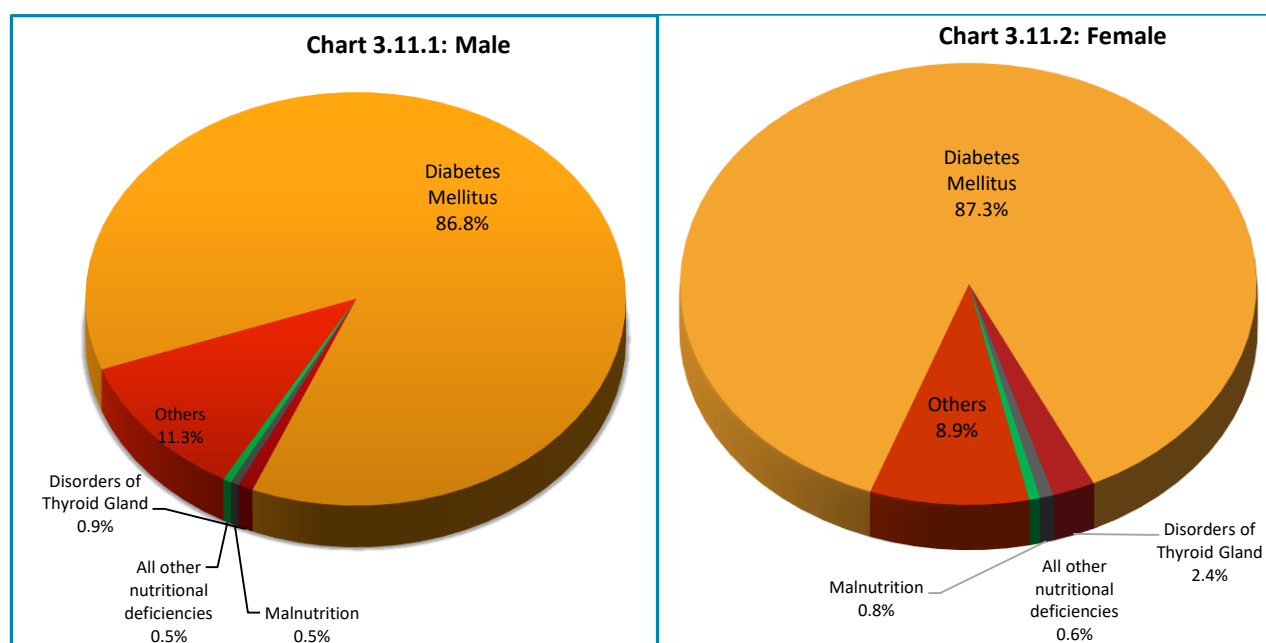


3.11 Endocrine, nutritional and metabolic diseases (IV): The group of *Endocrine, nutritional and metabolic diseases* is the **fifth** major leading cause and has contributed to 5.8 per cent of the total medically certified deaths. Under this cause group, ‘Diabetes mellitus’ that causes serious health complications such as renal failure, heart disease, stroke and blindness etc. is the leading cause of death. It alone accounts for 87.1 per cent of total deaths reported under this cause group. The share of diabetes mellitus in total medically certified deaths is 5.0 per cent. The distribution of major causes of deaths under this group is given in Statement 3.11 and depicted in the Chart 3.11

Statement 3.11: Distribution of Major causes of deaths due to *Endocrine, Nutritional and Metabolic diseases* under MCCD – 2020

S.No.	Cause of Death	Male		Female		Total		% to Total Medically Certified Deaths
		Number	%	Number	%	Number	%	
1	Diabetes Mellitus	54694	86.9	36429	87.3	91123	87.1	5.0
2	Malnutrition	327	0.5	325	0.8	652	0.6	0.0
3	Disorders of Thyroid Gland	539	0.9	992	2.4	1531	1.5	0.1
4	All other nutritional deficiencies	299	0.5	254	0.6	553	0.5	0.0
5	Others	7093	11.3	3713	8.9	10806	10.3	0.6
	Total Medically Certified Deaths due to Endocrine, Nutritional & Metabolic Diseases	62952	100.0	41713	100.0	104665	100.0	5.8
	Deaths due to Endocrine, Nutritional & Metabolic Diseases as Percentage to total Medically Certified Deaths	-	5.4	-	6.4	-	5.8	-

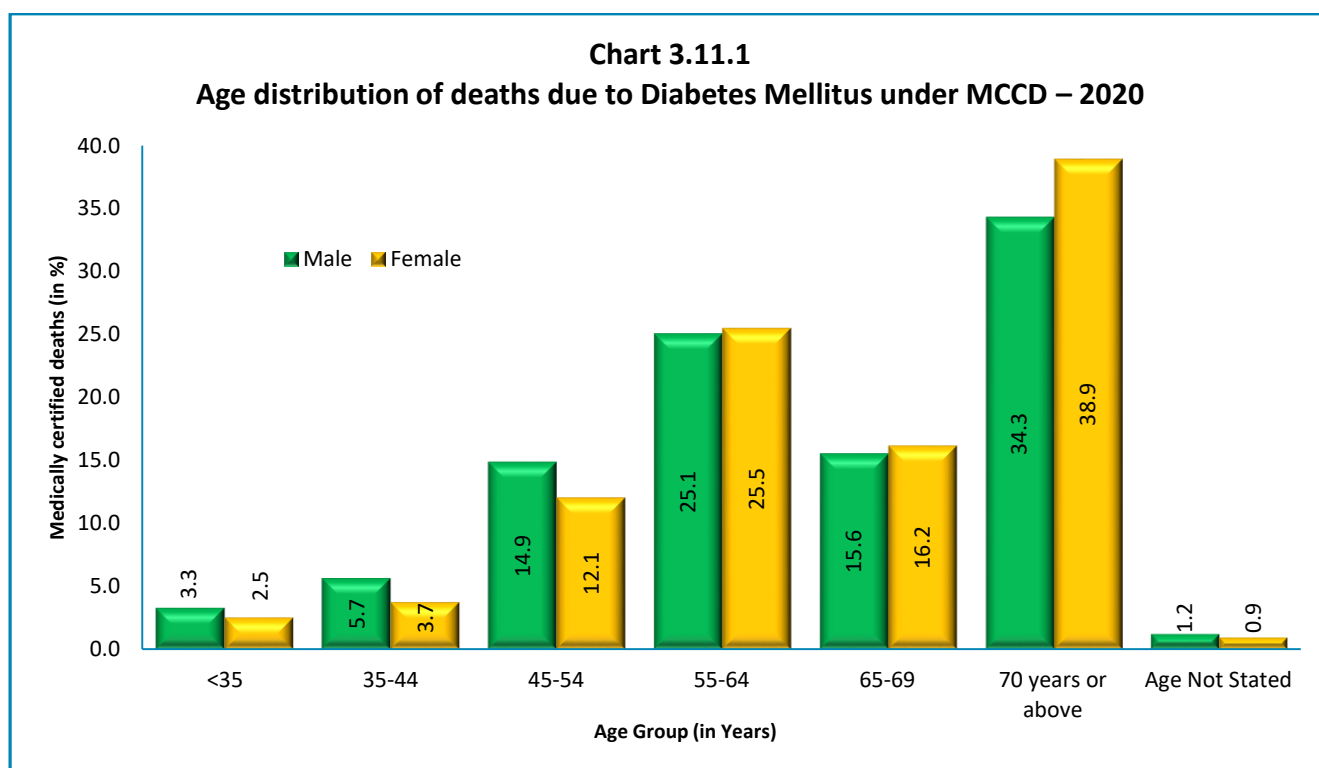
Charts 3.11.1 & 3.11.2 : Percentage Distribution of Medically Certified Deaths due to *Endocrine, Nutritional & Metabolic Diseases* - 2020



3.11.1 The incidence of Diabetes Mellitus death is reported to be the highest for the age group 70 years or above (36.1 per cent). The Statement 3.11.1 reveals that the risk of deaths due to this disease are concentrated in the age 45 years and above, contributing around 91.0 per cent of the total Diabetes Mellitus deaths.

Statement 3.11.1: Age distribution of deaths due to Diabetes Mellitus under MCCD – 2020

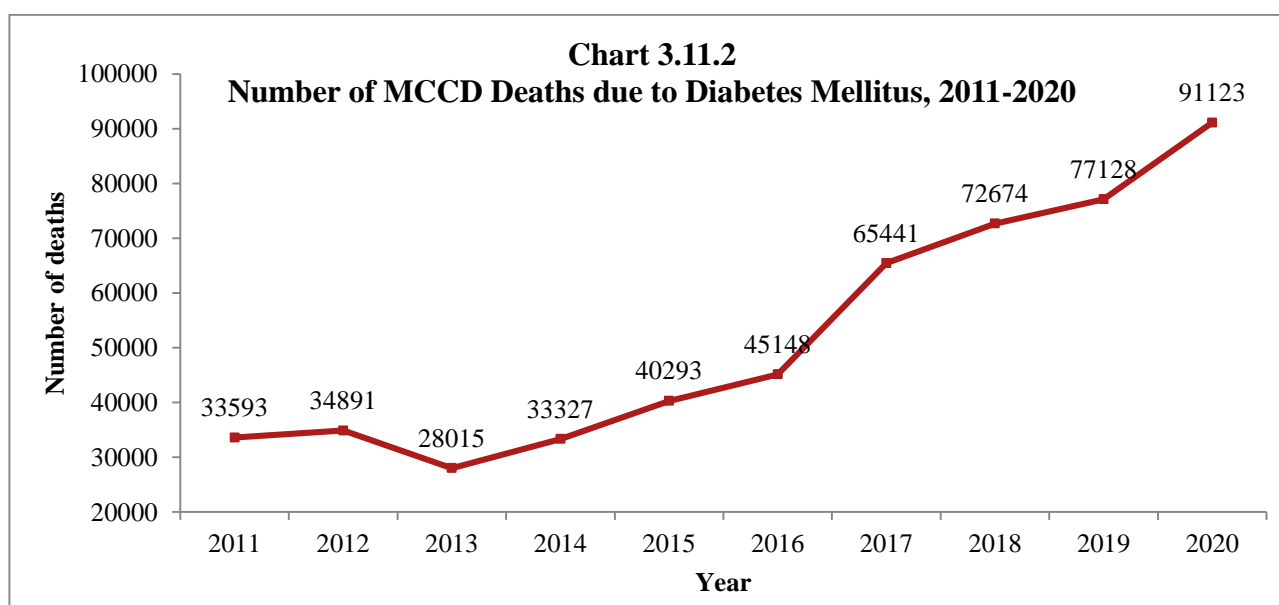
S.No.	Age Group (in Years)	Male		Female		Total	
		Number	Percentage	Number	Percentage	Number	Percentage
1	<1	28	0.1	24	0.1	52	0.1
2	1-4	44	0.1	26	0.1	70	0.1
3	5-14	128	0.2	97	0.3	225	0.2
4	15-24	294	0.5	245	0.7	539	0.6
5	25-34	1317	2.4	535	1.5	1852	2.0
6	35-44	3102	5.7	1366	3.7	4468	4.9
7	45-54	8142	14.9	4410	12.1	12552	13.8
8	55-64	13713	25.1	9299	25.5	23012	25.3
9	65-69	8506	15.6	5905	16.2	14411	15.8
10	70 Years or above	18756	34.3	14184	38.9	32940	36.1
11	Age not stated	664	1.2	338	0.9	1002	1.1
	TOTAL	54694	100.0	36429	100.0	91123	100.0



3.11.2 As depicted in the Statement 3.11.2, the share of deaths due to Diabetes Mellitus a non-communicable disease of endocrine glands has shown a pattern of increasing trend over last 20 years with slight variation in the intervening years.

Statement 3.11.2: Diabetes Mellitus under MCCD, 2000-2020

Year	Total MCCD Deaths due to Diabetes Mellitus	Total MCCD Deaths	Percentage of Diabetes Mellitus deaths to total MCCD Deaths
2000	13952	510580	2.7
2001	13196	533920	2.5
2002	15034	543391	2.8
2003	18833	586700	3.2
2004	19104	603260	3.2
2005	21367	650507	3.3
2006	27713	720047	3.8
2007	27257	798546	3.4
2008	30534	878339	3.5
2009	34488	946018	3.6
2010	33886	926287	3.7
2011	33593	965992	3.5
2012	34891	1005804	3.5
2013	28015	928858	3.0
2014	33327	1066221	3.1
2015	40293	1183052	3.4
2016	45148	1198503	3.8
2017	65441	1411060	4.6
2018	72674	1450705	5.0
2019	77128	1571540	4.9
2020	91123	1811688	5.0



3.11.3 The State/UT wise distribution of reported medically certified deaths due to Diabetes Mellitus is given in the Statement 3.11.3. In 12 States/UTs namely Lakshadweep (14.4 per cent), Kerala (14.2 per cent), A & N Islands (11.3 per cent), Maharashtra (10.6 per cent), Goa (9.1 per cent), Assam (8.8 per cent), Karnataka (6.6 per cent), Punjab (6.5 per cent), Sikkim (6.4 per cent), Manipur (6.2 per cent), Tamil Nadu (5.9 per cent) and Nagaland (5.2 per cent); the share of Diabetes Mellitus deaths to total deaths is more than average of all reporting States/UTs i.e. 5.0 per cent. The States/UT wise details may be seen in Statement 3.11.3.

Statement 3.11.3: State-wise Distribution of Diabetes Mellitus under MCCD – 2020

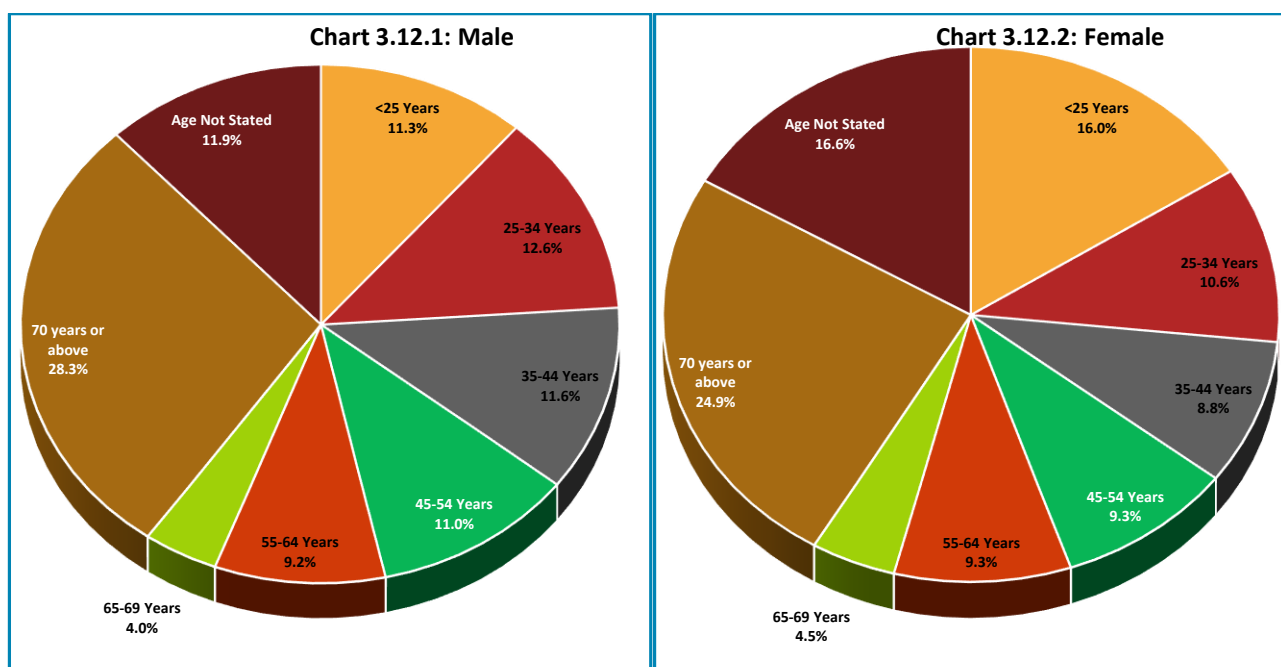
State/UT	Total MCCD Deaths due to Diabetes Mellitus	Total MCCD Deaths	Percentage of Diabetes Mellitus deaths to total MCCD Deaths
All States (Total)	91123	1811688	5.0
Andhra Pradesh	737	101353	0.7
A & N Islands	212	1871	11.3
Arunachal Pradesh	32	1160	2.8
Assam	3242	36785	8.8
Bihar	39	14591	0.3
Chandigarh	268	12200	2.2
Chhattisgarh	517	41358	1.3
Delhi	1461	80866	1.8
D & N Haveli and Daman & Diu	52	2269	2.3
Goa	1328	14601	9.1
Gujarat	1318	107983	1.2
Haryana	323	29699	1.1
Himachal Pradesh	177	6445	2.7
Jharkhand	57	7313	0.8
Karnataka	10535	158603	6.6
Kerala	4017	28192	14.2
Lakshadweep	49	341	14.4
Madhya Pradesh	1465	35105	4.2
Maharashtra	36651	345760	10.6
Manipur	141	2266	6.2
Meghalaya	87	4566	1.9
Mizoram	49	3329	1.5
Nagaland	10	191	5.2
Odisha	2162	59296	3.6
Puducherry	379	10231	3.7
Punjab	2586	39621	6.5
Rajasthan	1153	77626	1.5
Sikkim	106	1648	6.4
Tamil Nadu	17532	295539	5.9
Telangana	126	62796	0.2
Tripura	380	11160	3.4
Uttarakhand	296	7305	4.1
Uttar Pradesh	1259	109688	1.1
West Bengal	2377	99931	2.4

3.12 Injury, Poisoning and Certain Other Consequences of External Causes (XIX): It is the sixth leading cause group responsible for 5.6 per cent of total medically certified deaths. This has caused 6.4 per cent of male and 4.0 per cent of female deaths. Under this cause group, 'Fractures' alone have contributed to more than one third (36.9 per cent) of the total deaths. The share of deaths due to Burns and Corrosions is 6.6 per cent, under this major group. The cases of burns and corrosions have been reported more for females (12.3 per cent) as compared to males (4.1 per cent). The distribution of chief constituents of the major cause group is given in the Statement 3.12.1 and is depicted in Chart 3.12.1

Statement 3.12.1: Distribution of deaths due to Injury, Poisoning and Certain Other Consequences of External Causes under MCCD – 2020

S. No.	Cause of Death	Male		Female		Total		% to Total Medically Certified Deaths
		Number	%	Number	%	Number	%	
1	Poisonings by drugs & biological substances; and Toxic effects of substances chiefly non-medicinal as to source	12480	16.8	6146	23.5	18626	18.5	1.0
2	Burns and Corrosions	3473	4.7	3215	12.3	6688	6.6	0.4
3	Fractures	27706	37.2	9415	35.9	37121	36.9	2.0
4	Others	30738	41.3	7415	28.3	38153	37.9	2.1
	Total Medically Certified Deaths due to Injury, Poisoning & other consequences of external causes	74397	100.0	26191	100.0	100588	100.0	5.6
	Deaths due to Injury, Poisoning & other consequences of external causes as Percentage to total Medically Certified Deaths	-	6.4	-	4.0	-	5.6	-

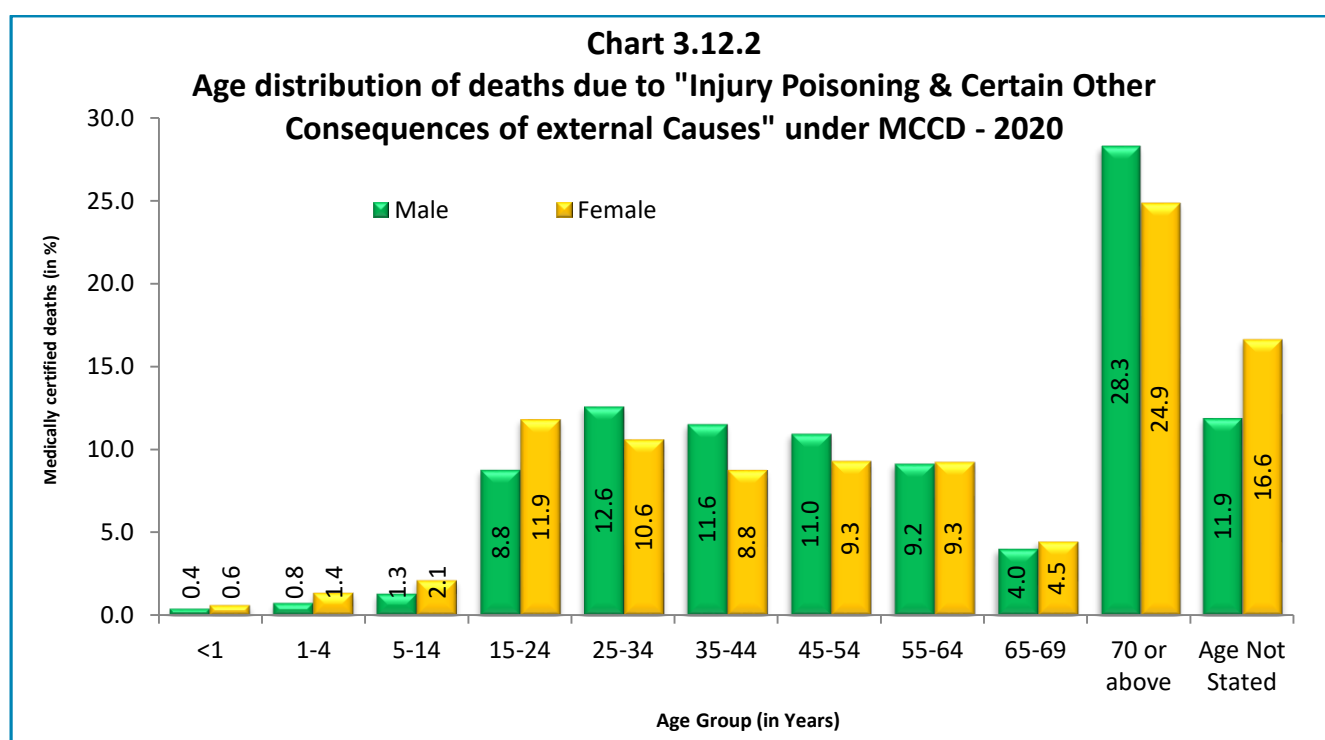
Chart 3.12.1 & 3.12.2: Percentage distribution of medically certified deaths due to "Injury poisoning & other consequences of external causes" under MCCD – 2020



3.12.2. As revealed from the Statement 3.12.2, the highest share of deaths (27.4 per cent) is reported for the age group 70 years or above followed by age group of 25-34 years (12.1 per cent). The age group of 35-44 years and age-group 45-54 years reported (10.9 per cent and 10.6 per cent) respectively. The share of Deaths for the age group 15-24 is 9.6 per cent. These four age-groups together accounts for 43.2 per cent of deaths, implying that the working age population is prone to deaths due to this major group. Age-group wise distribution of deaths due to *Injury, Poisoning and Certain Other Consequences of External Causes* is presented in statement 3.12.2 and is highlighted in Chart 3.12.2.

Statement 3.12.2: Age distribution of deaths due to *Injury, Poisoning and Certain Other Consequences of External Causes* under MCCD – 2020

S.No.	Age Group (in Years)	Male		Female		Total	
		Number	Percentage	Number	Percentage	Number	Percentage
1	<1	301	0.4	164	0.6	465	0.5
2	1-4	563	0.8	361	1.4	924	0.9
3	5-14	981	1.3	559	2.1	1540	1.5
4	15-24	6573	8.8	3104	11.9	9677	9.6
5	25-34	9408	12.6	2782	10.6	12190	12.1
6	35-44	8614	11.6	2303	8.8	10917	10.9
7	45-54	8188	11.0	2444	9.3	10632	10.6
8	55-64	6839	9.2	2431	9.3	9270	9.2
9	65-69	3003	4.0	1170	4.5	4173	4.1
10	70 Years or above	21037	28.3	6513	24.9	27550	27.4
11	Age Not Stated	8890	11.9	4360	16.6	13250	13.2
	TOTAL	74397	100.0	26191	100.0	100588	100.0



3.12.3 Further analysis of deaths due to *Injury, Poisoning and Certain Other Consequences of External Causes*, reveals that the percentage deaths caused by ‘Burns and Corrosions’ in case of Female is more than that of Males. As detailed in statement 3.12.3, the highest number of deaths due to ‘Burns and corrosion’ is concentrated in the age group 15–64 years, constituting around 77.8 per cent of deaths under this sub-group. The shares of this age group in the deaths due to ‘Poisonings by drugs & biological substances and Toxic effects of substances chiefly non-medicinal as to source’ is 81.3 per cent.

Statement 3.12.3: Age distribution of deaths due to Burns & Corrosion, Poisoning & Fractures under MCCD -2020

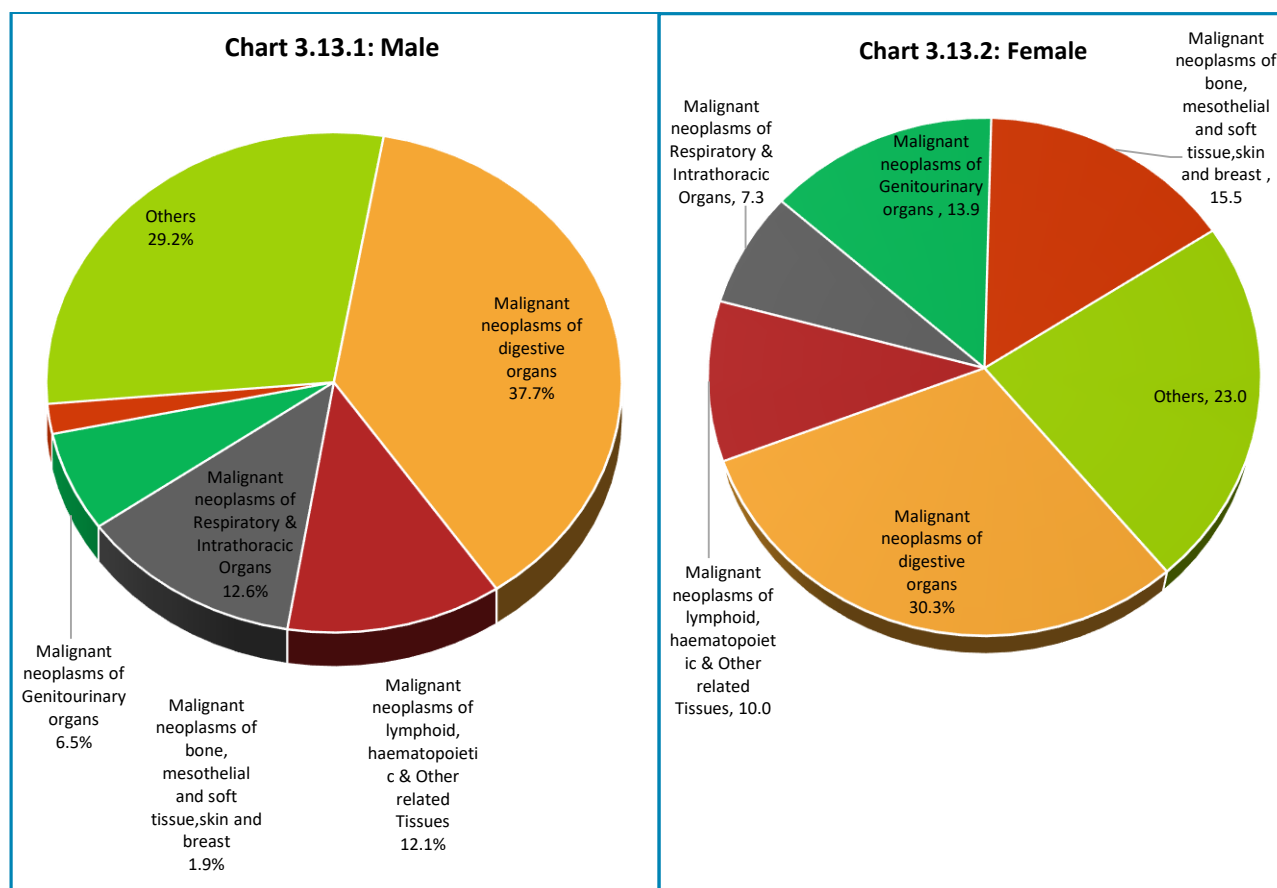
Age Group (in Years)	Age Distribution of deaths due to		
	Burns & Corrosion	Poisonings by drugs & biological substances; and Toxic effects of substances chiefly non medicinal as to source	Fractures
<1	1.4	0.2	0.1
1-4	4.1	0.4	0.2
5-14	3.3	1.9	0.1
15-24	16.4	16.1	0.8
25-34	22.3	17.7	1.2
35-44	15.1	16.1	1.1
45-54	13.9	16.9	1.2
55-64	10.1	14.5	1.7
65-69	3.6	6.0	1.9
70 Years or above	9.4	9.7	57.8
Age Not Stated	0.3	0.6	33.9
TOTAL	100.0	100.0	100.0

3.13 Neoplasms (II): The **seventh** leading cause, *Neoplasms*, which is commonly known as cancer, is responsible for 4.7 per cent of the total medically certified deaths. The share of female deaths due to *Neoplasms* in total female deaths is 5.4 per cent as compared to the corresponding figure of 4.3 per cent in case of males. The distribution of major causes of deaths under this group is given in the Statement 3.13.1 and is depicted in Chart 3.13.1

Statement 3.13.1: Distribution of Major causes of deaths due to Neoplasms under MCCD 2020

S. No.	Cause of Death	Male		Female		Total		% to Total Medically Certified Deaths
		Number	%	Number	%	Number	%	
1	Malignant neoplasms of digestive organs	18816	37.7	10701	30.3	29517	34.6	1.6
2	Malignant neoplasms of lymphoid, haematopoietic & Other related Tissues	6067	12.1	3530	10.0	9597	11.3	0.5
3	Malignant neoplasms of Respiratory & Intrathoracic Organs	6309	12.6	2567	7.3	8876	10.4	0.5
4	Malignant neoplasms of Genitourinary organs	3229	6.5	4917	13.9	8146	9.6	0.4
5	Malignant neoplasms of bone, mesothelial and soft tissue, skin and breast	970	1.9	5469	15.5	6439	7.6	0.4
6	Others	14566	29.2	8116	23.0	22682	26.6	1.3
	Total Medically Certified Deaths due to Neoplasms	49957	100.0	35300	100.0	85257	100.0	4.7
	Deaths due to Neoplasms as Percentage to total Medically Certified Deaths	-	4.3	-	5.4	-	4.7	-

Charts 3.13.1 & 3.13.2: Percentage Distribution of Medically Certified Deaths due to Neoplasms, 2020

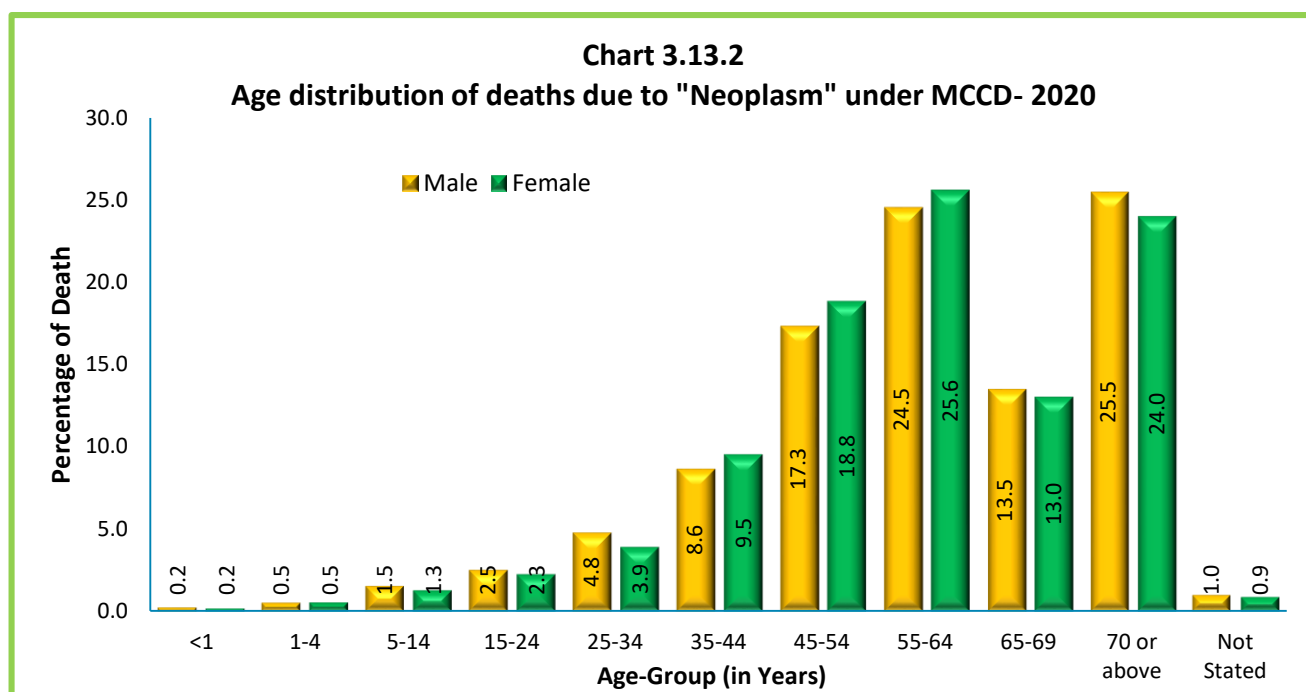


3.13.1 Among the *neoplasms* deaths, ‘Malignant neoplasms of digestive organs’ accounts for the highest mortality of 34.6 per cent, followed by ‘Malignant neoplasms of lymphoid and hematopoietic & Other related Tissues’ 11.3 per cent. Malignant *Neoplasms* of respiratory and intrathoracic organs and ‘Malignant *neoplasms* of Genitourinary organs (10.4 per cent and 9.6 per cent respectively)’. The share of deaths due to malignant *neoplasms* of digestive organs in males to total male *neoplasms* deaths is 37.7 per cent, as against 30.3 per cent of corresponding female deaths. The percentage of female deaths due to “malignant *neoplasms* of genitourinary organs” to total female *neoplasms* deaths is 13.9 per cent as compared to 6.5 per cent of corresponding male deaths. In female deaths due to ‘malignant *neoplasms* of genitourinary organs’, proportion of deaths due to cervical cancer, uterine and Ovary cancer is 84.8 per cent. Among 5469 female deaths caused by ‘Malignant neoplasms of bone, mesothelium and soft tissue, skin and breast’, 4847 (88.6 per cent) are due to breast cancer (**Ref-table 6 Appendix**). Breast Cancer alone accounts for 13.7 per cent of total female neoplasms deaths. The age composition of deaths due to *Neoplasms* is presented in Statement 3.13.2 and is highlighted in Chart 3.13.2.

3.13.2 The incidence of *Neoplasms* death is reported to be the highest i.e. 25.0 per cent in the age group ‘55-64 years’ (24.5 per cent for male and 25.6 per cent for females) followed by the age group 70 year or above ‘recording 24.8 per cent of deaths (25.5 per cent of males and 24.0 per cent of females)’. Around 81 per cent of total Neoplasm death is concentrated in the age-group ‘45 years and above’. It is supportive of the fact that age is a major risk factor of Neoplasm deaths as indicated in epidemiological literature.

Statement 3.13.2: Age distribution of deaths due to Neoplasm under MCCD – 2020

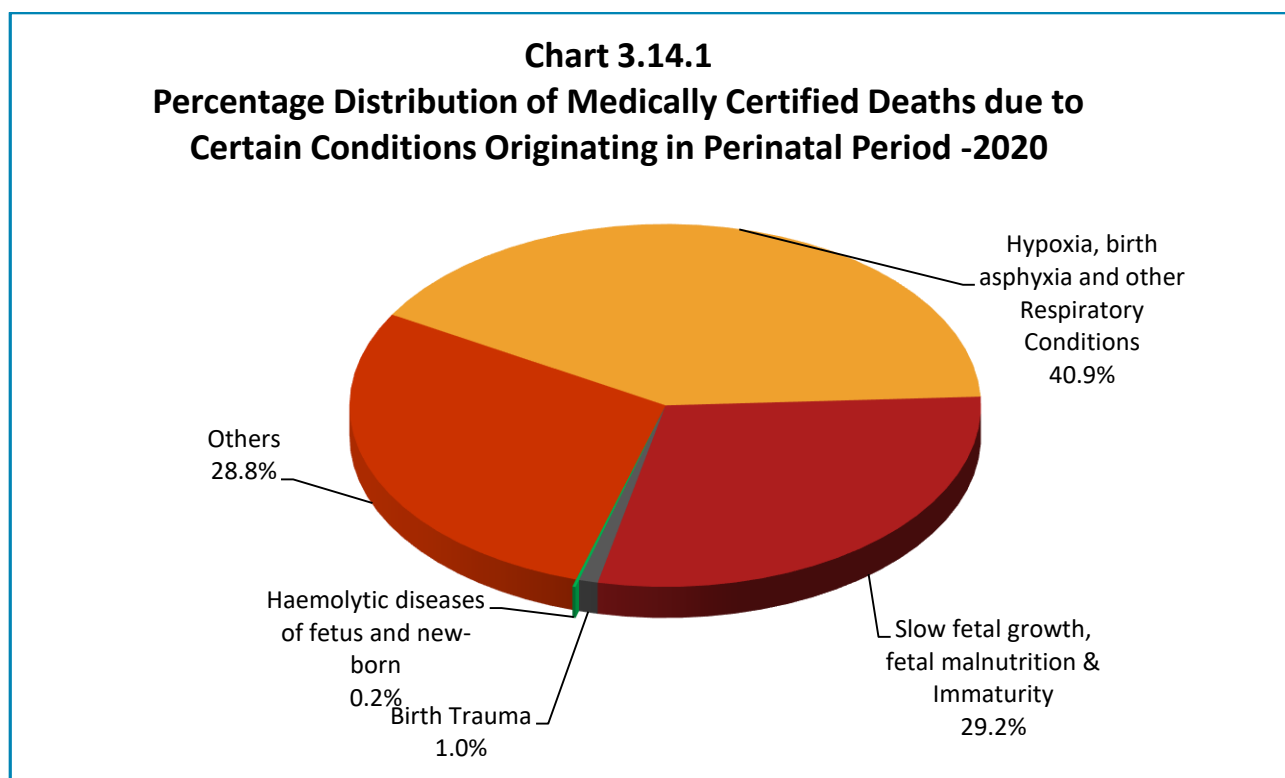
S.No.	Age Group (in Years)	Male		Female		Total	
		Number	Percentage	Number	Percentage	Number	Percentage
1	<1	119	0.2	61	0.2	180	0.2
2	1-4	259	0.5	191	0.5	450	0.5
3	5-14	772	1.5	451	1.3	1223	1.4
4	15-24	1255	2.5	798	2.3	2053	2.4
5	25-34	2388	4.8	1379	3.9	3767	4.4
6	35-44	4310	8.6	3371	9.5	7681	9.0
7	45-54	8654	17.3	6649	18.8	15303	17.9
8	55-64	12254	24.5	9026	25.6	21280	25.0
9	65-69	6729	13.5	4599	13.0	11328	13.3
10	70 Years or above	12717	25.5	8465	24.0	21182	24.8
11	Age Not Stated	500	1.0	310	0.9	810	1.0
	TOTAL	49957	100.0	35300	100.0	85257	100.0



3.14 Certain Conditions originating in the Perinatal Period (XVI): The group of diseases relating to *certain conditions originating in the perinatal period* is the **eighth** leading cause of death, accounting for 4.1 per cent of the total medically certified deaths. This has contributed to 3.7 per cent of male and 4.9 per cent of female medically certified deaths. The distribution of major causes of deaths under this group is shown in the Statement 3.14.1 and is portrayed in the Chart 3.14.1.

Statement 3.14.1: Distribution of Major causes of deaths due to *Certain Conditions Originating in Perinatal Period* under MCCD -2020

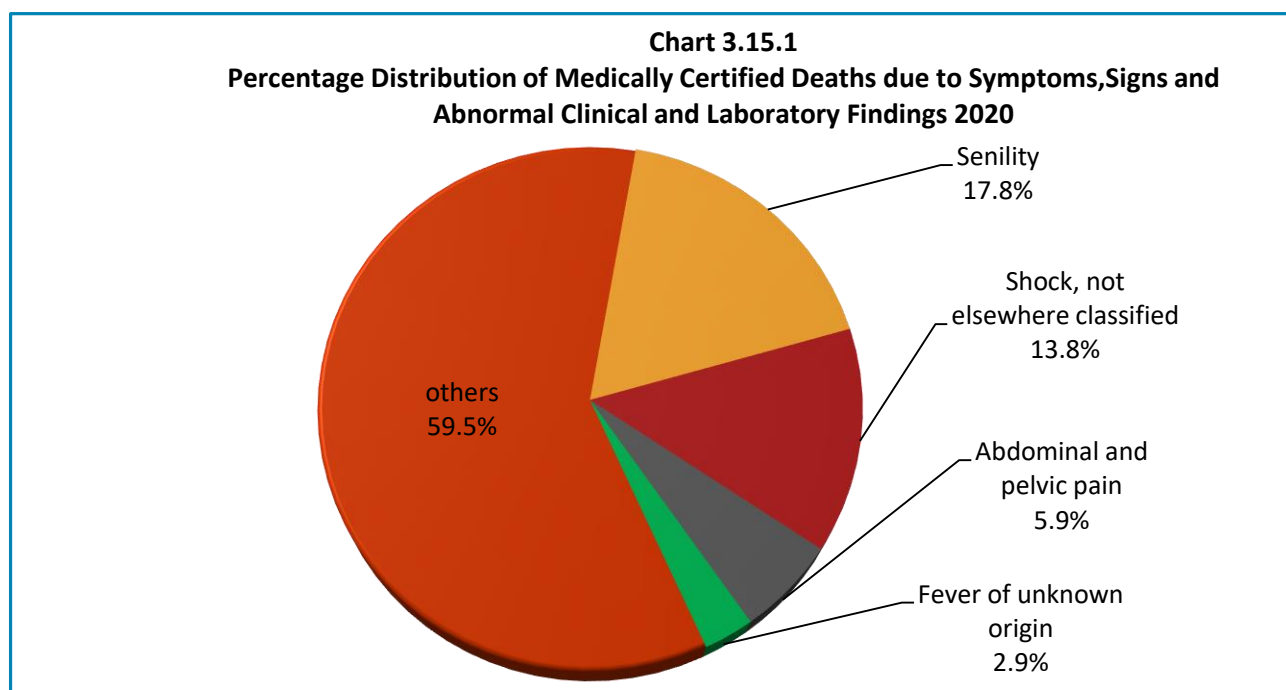
S.No	Cause of Death	Male		Female		Total		% to Total Medically Certified Deaths
		Number	%	Number	%	Number	%	
1	Hypoxia, birth asphyxia and other Respiratory Conditions	17952	41.9	12513	39.5	30465	40.9	1.7
2	Slow fetal growth, fetal malnutrition & Immaturity	12777	29.8	8981	28.4	21758	29.2	1.2
3	Birth Trauma	441	1.0	279	0.9	720	1.0	0.0
4	Haemolytic diseases of fetus and new-born	73	0.2	48	0.2	121	0.2	0.0
5	Others	11576	27.0	9848	31.1	21424	28.8	1.2
	Total Medically Certified Deaths due to Certain Conditions Originating in Perinatal Period	42819	100.0	31669	100.0	74488	100.0	4.1
	Deaths due to Certain Conditions Originating in Perinatal Period as Percentage to total Medically Certified Deaths	-	3.7	-	4.9	-	4.1	-



3.15 Symptoms, Signs and Abnormal Clinical & Laboratory Findings Not Elsewhere Classified (N.E.C) (XVIII): This is the **ninth** leading cause group account for 10.6 per cent of the total medically certified deaths which constitute share of 10.3 per cent of male and 11.0 per cent female medically certified deaths of their respective totals. The distribution of major components under this cause group is shown in Statement 3.15.1 and is highlighted in Chart 3.15.1

Statement 3.15.1: Distribution of Major Causes of Deaths under Symptoms, Signs and Abnormal Clinical & Laboratory Findings Not Elsewhere Classified (N.E.C) under MCCD (XVIII):

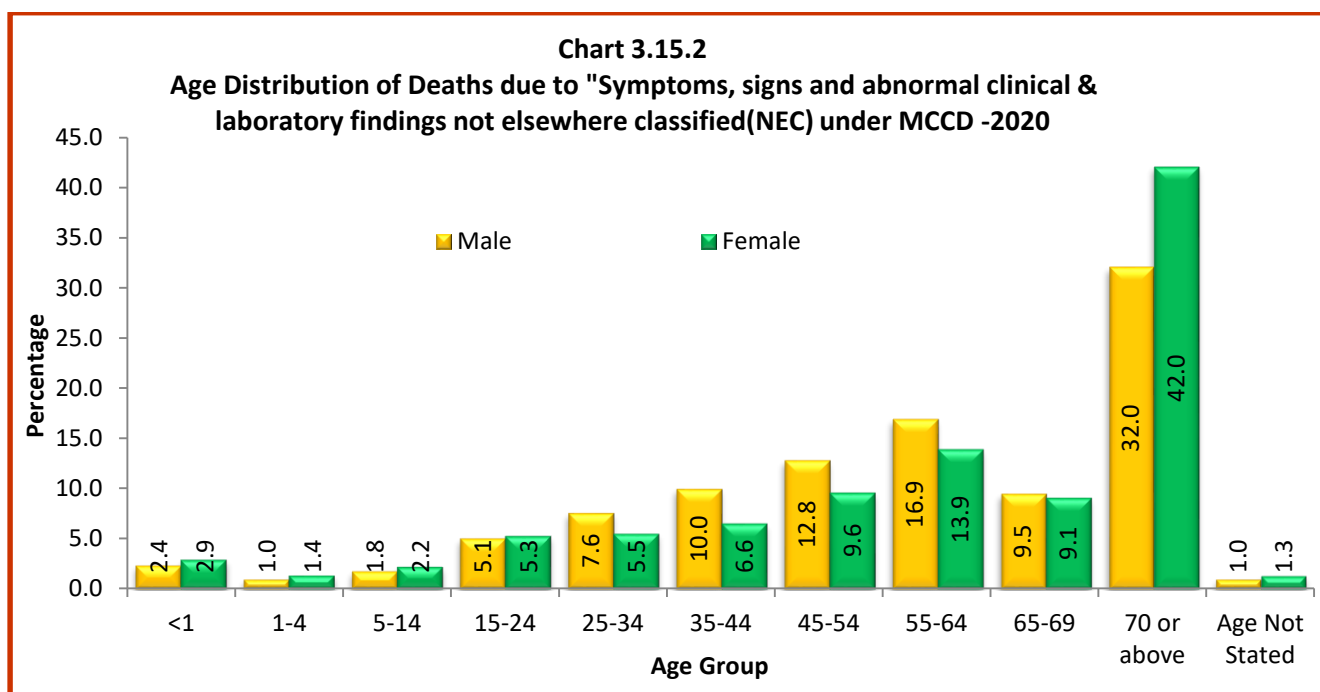
S.No.	Cause of Death	Male		Female		Total		% to Total Medically Certified Deaths
		Number	%	Number	%	Number	%	
1	Senility	18150	15.2	15996	22.2	34146	17.8	1.9
2	Shock, not elsewhere classified	16504	13.8	9928	13.8	26432	13.8	1.5
3	Abdominal and pelvic pain	7028	5.9	4308	6.0	11336	5.9	0.6
4	Fever of unknown origin	3360	2.8	2235	3.1	5595	2.9	0.3
5	others	74615	62.4	39485	54.9	114100	59.5	6.3
	Total Medically Certified Deaths due to symptoms, signs and abnormal clinical and laboratory findings Diseases	119657	100.0	71952	100.0	191609	100.0	10.6
	Deaths due to Diseases of symptoms, signs and abnormal clinical and laboratory findings as Percentage to total Medically Certified Deaths		10.3		11.0		10.6	



3.15.2. As shown in the Statement 3.15.2, the highest incidence of deaths (35.8 per cent) is reported for the age group 70 years or above followed by the age group 55-64 (15.8 per cent), 45-54 years (11.6 per cent), 65-69 years (9.4 per cent), 35-44 years (8.7 per cent), and 25-34 years (6.8 per cent). The age group above 45 years has contributed 72.6 per cent of total deaths reported under this cause group *Symptoms, Signs & Abnormal Clinical & Laboratory Findings Not Elsewhere Classified (N.E.C)*. The age distribution of deaths due to this cause group is presented in statement 3.15.2 and highlighted in chart 3.15.2.

Statement 3.15.2: Age distribution of deaths due to Symptoms, Signs & Abnormal Clinical & Laboratory Findings Not Elsewhere Classified (N.E.C) under MCCD – 2020

S.No.	Age Group (in Years)	Male		Female		Total	
		Number	Percentage	Number	Percentage	Number	Percentage
1	<1	2845	2.4	2116	2.9	4961	2.6
2	1-4	1172	1.0	990	1.4	2162	1.1
3	5-14	2146	1.8	1609	2.2	3755	2.0
4	15-24	6069	5.1	3826	5.3	9895	5.2
5	25-34	9085	7.6	3991	5.5	13076	6.8
6	35-44	11940	10.0	4721	6.6	16661	8.7
7	45-54	15344	12.8	6924	9.6	22268	11.6
8	55-64	20224	16.9	10019	13.9	30243	15.8
9	65-69	11384	9.5	6559	9.1	17943	9.4
10	70 Years or above	38306	32.0	30249	42.0	68555	35.8
11	Age Not Stated	1142	1.0	948	1.3	2090	1.1
	TOTAL	119657	100.0	71952	100.0	191609	100.0



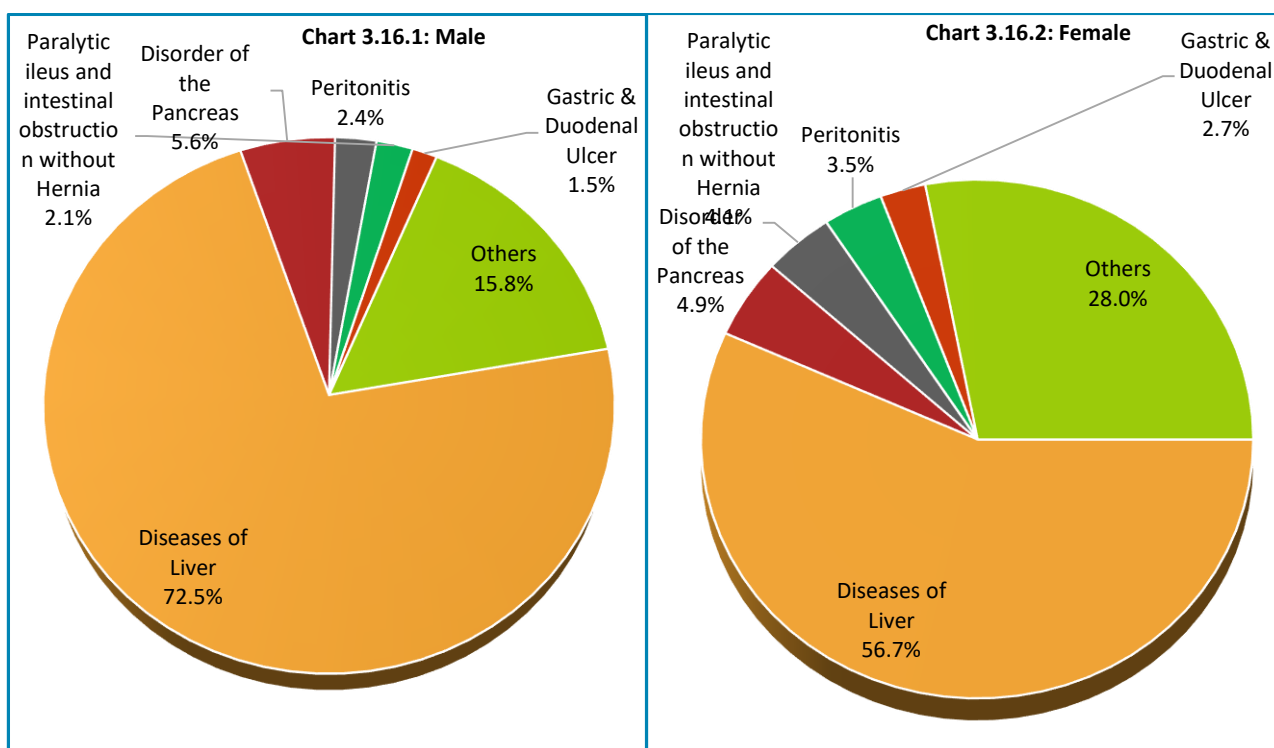
OTHER CAUSES OF DEATHS

3.16 Diseases of the Digestive System (XI): The cause group of *diseases of digestive system* is the **tenth** leading cause and has contributed to 3.4 per cent of the total medically certified deaths with 4.1 per cent of male and 2.2 per cent of female deaths. The distribution of major causes of deaths under this group is given in the Statement 3.16.1 and is highlighted in Chart 3.16.1

Statement 3.16.1: Distribution of Major causes of deaths under Diseases of Digestive System under MCCD -2020

S.No.	Cause of Death	Male		Female		Total		% to Total Medically Certified Deaths
		Number	%	Number	%	Number	%	
1	Diseases of Liver	34326	72.5	8301	56.7	42627	68.8	2.4
2	Disorder of the Pancreas	2642	5.6	723	4.9	3365	5.4	0.2
3	Peritonitis	1149	2.4	514	3.5	1663	2.7	0.1
4	Paralytic ileus and intestinal obstruction without Hernia	1014	2.1	606	4.1	1620	2.6	0.1
5	Gastric & Duodenal Ulcer	697	1.5	390	2.7	1087	1.8	0.1
6	Others	7488	15.8	4105	28.0	11593	18.7	0.6
	Total Medically Certified Deaths due to Diseases of Digestive System	47316	100.0	14639	100.0	61955	100.0	3.4
	Deaths due to Diseases of Digestive System as Percentage to total Medically Certified Deaths	-	4.1	-	2.2	-	3.4	-

Charts 3.16.1 & 3.16.2: Percentage Distribution of Medically Certified Deaths due to Diseases of Digestive System, 2020

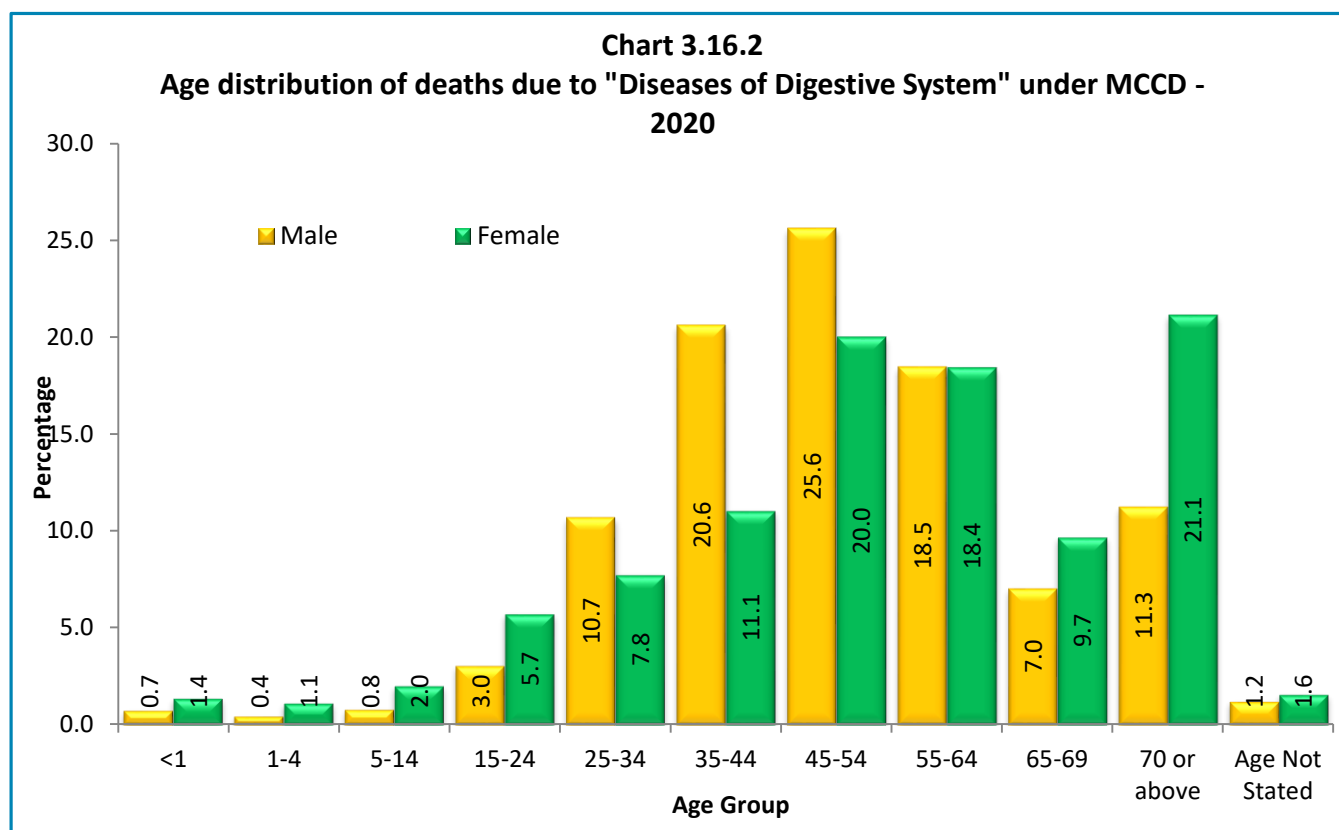


3.16.1 Among the deaths due to disorders of digestive system, diseases of the liver account for 68.8 per cent of the total deaths due to *diseases of digestive system* and contributed to 2.4 per cent to total medically certified deaths (Refer table 6). Disorder of Pancreas and Peritonitis constitutes 5.4 and 2.7 per cent of total deaths respectively under the major group *diseases of digestive system*.

Statement 3.16.2: Age distribution of deaths due to *diseases of Digestive System* under MCCD – 2020

S.No.	Age Group (in Years)	Male		Female		Total	
		Number	Percentage	Number	Percentage	Number	Percentage
1	<1	353	0.7	202	1.4	555	0.9
2	1-4	212	0.4	166	1.1	378	0.6
3	5-14	381	0.8	297	2.0	678	1.1
4	15-24	1443	3.0	841	5.7	2284	3.7
5	25-34	5065	10.7	1137	7.8	6202	10.0
6	35-44	9761	20.6	1618	11.1	11379	18.4
7	45-54	12127	25.6	2931	20.0	15058	24.3
8	55-64	8744	18.5	2700	18.4	11444	18.5
9	65-69	3327	7.0	1421	9.7	4748	7.7
10	70 Years or above	5328	11.3	3096	21.1	8424	13.6
11	Age Not Stated	575	1.2	230	1.6	805	1.3
	TOTAL	47316	100.0	14639	100.0	61955	100.0

3.16.2 The age group ‘45-54 years’ has reported the maximum deaths (24.3 per cent) under the major group *Diseases of Digestive System*. As high as 82.5 per cent of the total deaths caused by *digestive system disorder*, are concentrated in the age-group 35 years and above.

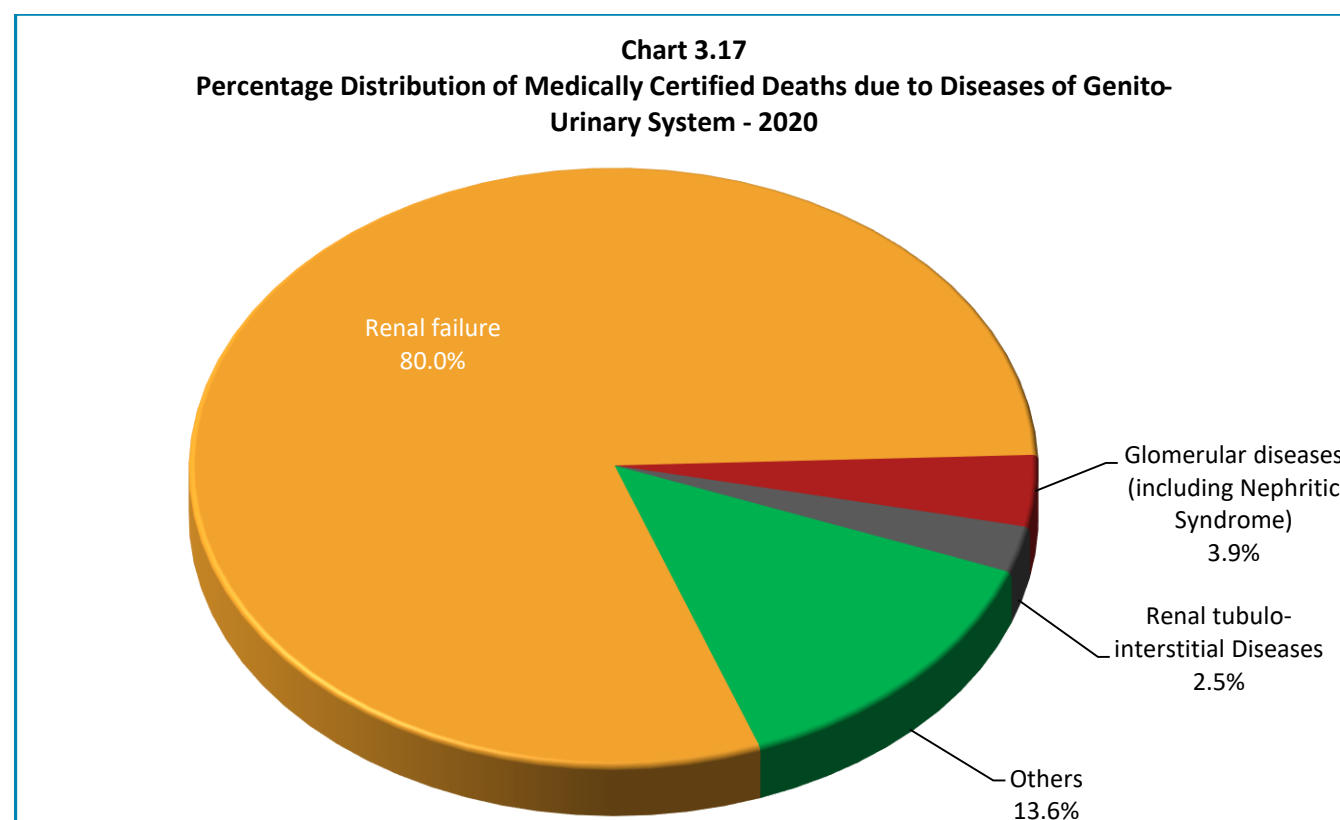


3.17 Diseases of the Genitourinary System (XIV): Out of every hundred medically certified deaths, around three are reported from *Diseases of Genitourinary System*. Renal failure is the cause of maximum deaths (80.0 per cent) under the genitourinary system disease with the overall share of 2.6

per cent in total medically certified deaths. The distribution of major causes of deaths under this group is given in Statement 3.17 and is shown in Chart 3.17.

Statement 3.17: Distribution of Major causes of deaths due to *diseases of the Genitourinary System* under MCCD – 2020

S. No	Cause of Death	Male		Female		Total		% to Total Medically Certified Deaths
		Number	%	Number	%	Number	%	
1	Renal failure	30631	81.0	16801	78.2	47432	80.0	2.6
2	Glomerular diseases (including Nephritic Syndrome)	1414	3.7	878	4.1	2292	3.9	0.1
3	Renal tubulo-interstitial Diseases	980	2.6	503	2.3	1483	2.5	0.1
4	Others	4794	12.7	3300	15.4	8094	13.6	0.4
	Total Medically Certified Deaths due to Diseases of Genitourinary System	37819	100.0	21482	100.0	59301	100.0	3.3
	Deaths due to Diseases of Genitourinary System as Percentage to total Medically Certified Deaths	-	3.3	-	3.3	-	3.3	-



3.17.1 The incidence of Renal Failure death is reported to be the highest for the age 70 years or above (25.4 per cent) followed by the age group 55-64 (21.9 per cent), 45-54 (17.0 per cent). The Statement 3.17.1 reveals that the deaths due to this disease are concentrated in the age 35 years and above, contributing around 85.7 per cent of total deaths reported under MCCD due to renal failure.

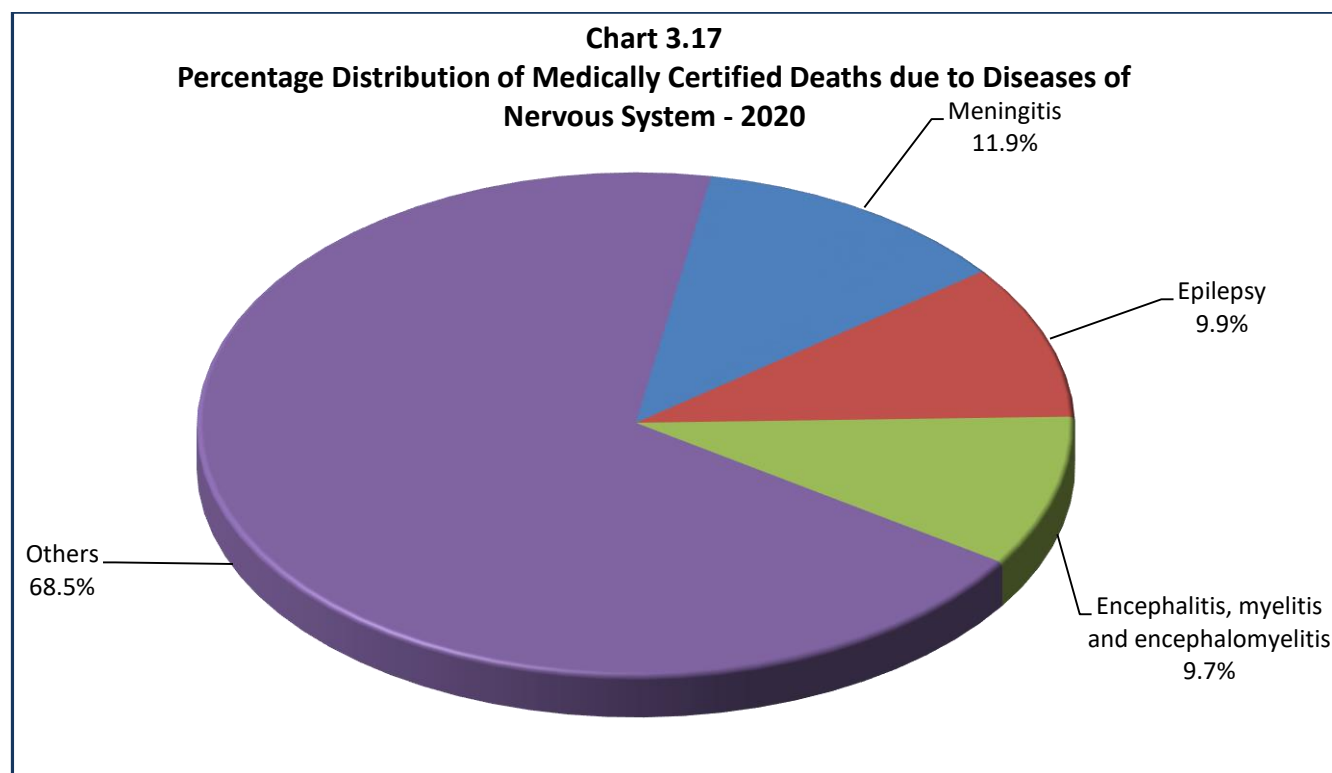
Statement 3.17.1: Age distribution of deaths due to Renal Failure under MCCD – 2020

Age Group (in Year)	Total Deaths	Percentage to Total
<1	928	2.0
1-4	227	0.5
5-14	597	1.3
15-24	1678	3.5
25-34	2970	6.3
35-44	4787	10.1
45-54	8054	17.0
55-64	10393	21.9
65-69	5351	11.3
70 Years or above	12047	25.4
Age Not Stated	400	0.8
TOTAL	47432	100.0

3.18 Diseases of the Nervous System (VI): The cause group *diseases of the nervous system* is responsible for 1.8 per cent of the total medically certified deaths. The distribution of major causes of deaths under this group is shown in the Statement 3.18 and is highlighted in Chart 3.18. The Meningitis accounts for the maximum (11.9 per cent) deaths reported under this cause group followed by epilepsy (9.9 per cent) and Encephalitis myelitis and encephalomyelitis (9.7 per cent) deaths.

Statement 3.18: Distribution of Major causes of death due to *diseases of the nervous system*-2020

S. No	Cause of Death	Male		Female		Total		% to Total Medically Certified Deaths
		Number	%	Number	%	Number	%	
1	Meningitis	2438	11.6	1405	12.4	3843	11.9	0.2
2	Epilepsy	2072	9.9	1137	10.0	3209	9.9	0.2
3	Encephalitis, myelitis and encephalomyelitis	2062	9.8	1071	9.5	3133	9.7	0.2
4	Others	14396	68.7	7719	68.1	22115	68.5	1.2
	Total Medically Certified Deaths due to Diseases of Nervous System	20968	100.0	11332	100.0	32300	100.0	1.8
	Deaths due to Diseases of Nervous System as Percentage to total Medically Certified Deaths	-	1.8	-	1.7	-	1.8	-



3.19 Diseases of Blood and Blood Forming Organs and Immunity Disorders (III): The diseases under this cause group have contributed to 1.0 per cent of the total medically certified deaths. This cause group accounts for 0.9 per cent of total male and 1.3 per cent of total female medically certified deaths. Anemias including Thalassemia constitute 82.8 per cent of total deaths reported in this cause group and 0.8 per cent of the total medically certified deaths. The distribution of major causes of deaths under this group is presented in Statement 3.19

Statement 3.19: Distribution of Major causes of deaths due to Diseases of Blood and Blood Forming Organs and Immunity Disorders under MCCD – 2020

S.No.	Cause of Death	Male		Female		Total		% to Total Medically Certified Deaths
		Number	%	Number	%	Number	%	
1	Other anaemias	7701	77.8	7003	84.2	14704	80.7	0.8
2	All other diseases of blood and blood-forming Organs	1466	14.8	940	11.3	2406	13.2	0.1
3	Certain disorders involving the Immune Mechanism	487	4.9	236	2.8	723	4.0	0.0
4	Thalassaemia	245	2.5	137	1.6	382	2.1	0.0
Total Medically Certified Deaths due to Diseases of Blood & Blood Forming Organs & Immunity Disorders		9899	100.0	8316	100.0	18215	100.0	1.0
Deaths due to Diseases of Blood & Blood Forming Organs & Immunity Disorders as Percentage to total Medically Certified Deaths		-	0.9	-	1.3	-	1.0	-

Statement 3.19.1 Age Group wise distribution of "Other Anaemias) under MCCD-2020

S.No.	Age Group (in Years)	Male		Female		Total	
		Number	Percentage	Number	Percentage	Number	Percentage
1	<1	113	1.5	109	1.6	222	1.5
2	1-4	188	2.4	122	1.7	310	2.1
3	5-14	343	4.5	338	4.8	681	4.6
4	15-24	688	8.9	866	12.4	1554	10.6
5	25-34	653	8.5	769	11.0	1422	9.7
6	35-44	803	10.4	720	10.3	1523	10.4
7	45-54	1086	14.1	852	12.2	1938	13.2
8	55-64	1270	16.5	980	14.0	2250	15.3
9	65-69	662	8.6	563	8.0	1225	8.3
10	70 Years or above	1837	23.9	1620	23.1	3457	23.5
11	Age Not Stated	58	0.8	64	0.9	122	0.8
TOTAL		7701	100.0	7003	100.0	14704	100.0

3.20 Congenital Malformations, Deformations and Chromosomal Abnormalities (XVII): Merely 9945 deaths are reportedly caused by *congenital malformations, deformations and chromosomal abnormalities*, constituting about 0.5 per cent of the total medically certified deaths. 5423 deaths occurred for age less than 1 year (54.5 per cent). Under this cause group, about 28.6 per cent deaths are caused by congenital malformation of various circulatory organs.

Statement 3.20: Distribution of deaths due to “Congenital Malformations, Deformations and Chromosomal Abnormalities Diseases” under MCCD-2020

S.No.	Cause of Death	Age Group (in years)			Percentage to Total
		< 1	1 Year and above (Including Age Not Specified)	Total	
1	Congenital malformations of the circulatory system	2078	762	2840	28.6
2	Spina bifida	123	54	177	1.8
3	Cleft lip and cleft palate	1049	494	1543	15.5
4	Others	2173	3212	5385	54.1
	Total	5423	4522	9945	100.0
	Percentage to Total	54.5	45.5	100.0	

3.21 Complication of Pregnancy, Childbirth and the Puerperium (XV): The group consisting of *Complication of pregnancy, childbirth and the puerperium* has reportedly caused 8356 deaths (1.3 per cent of the total female medically certified deaths). As high as 74.7 per cent of deaths under this cause group have been due to Oedema, proteinuria and hypertensive disorders, complications predominantly related to the puerperium, Other complications of pregnancy and delivery and Obstructed labour. The Pregnancies with abortive outcome and Indirect obstetric deaths caused 8.5 per cent and 4.2 per cent deaths respectively in this cause group. Details may be seen in Statement 3.21.

Statement 3.21: Distribution of deaths due to “Complication of Pregnancy, Childbirth and Puerperium” under MCCD-2020

Pregnancy related deaths by age and sex, 2020								
S.No	Cause of death	Age Group						%
		15-24	25-34	35-44	45-54	Age Not Stated	Total	
1	Pregnancies with abortive outcome	142	180	370	18	3	713	8.5
2	Oedema, proteinuria and hypertensive disorders	411	437	152	77	1	1078	12.9
3	Obstructed labour	236	325	285	14	9	869	10.4
4	Complications pre-dominantly related to the puerperium	234	330	252	370	4	1190	14.2
5	Other complications of pregnancy and delivery	1004	1099	719	268	18	3108	37.2
6	Indirect obstetric deaths	121	177	40	13	0	351	4.2
	Total Medically Certified Deaths due to Complication of Pregnancy, Child Birth & Puerperium	2897	2692	1901	830	36	8356	

Note: For details Table 6 of Appendix-I may be seen.; Age Not Stated – Age Not Stated

3.22 Mental and Behavioral Disorders (V): The group relating to *mental and behavioral disorders* accounts for 4283 deaths (0.2 per cent of total medically certified deaths) of which male and female distribution of deaths are 71.6 per cent and 28.4 per cent respectively. The age group 25-64 years constitutes around 59.7 per cent of total deaths due to *mental and behavioral disorders*. Under this cause group, the deaths due to *mental and behavioral disorders* caused by the use of psychoactive substance such as alcohol, opioids, cannabinoids, hypnotics, cocaine, hallucinogens, tobacco, volatile solvents, stimulants, including caffeine etc. constitutes the highest share (35.1 per cent) of total deaths. The use of psychoactive substances reportedly accounts for the highest number of deaths (347) in the age-group 55-64 years followed by 333 and 304 deaths in the age-group 45-54 years and 35-44 years respectively. The use of psychoactive substances has contributed to 49.0 per cent of total deaths due to *mental and behavioral disorders* in males; whereas it is only 10.9 per cent in case of females (detailed at Table 6 in Appendix I). The distribution of major causes of deaths under this group is presented in Statement 3.22

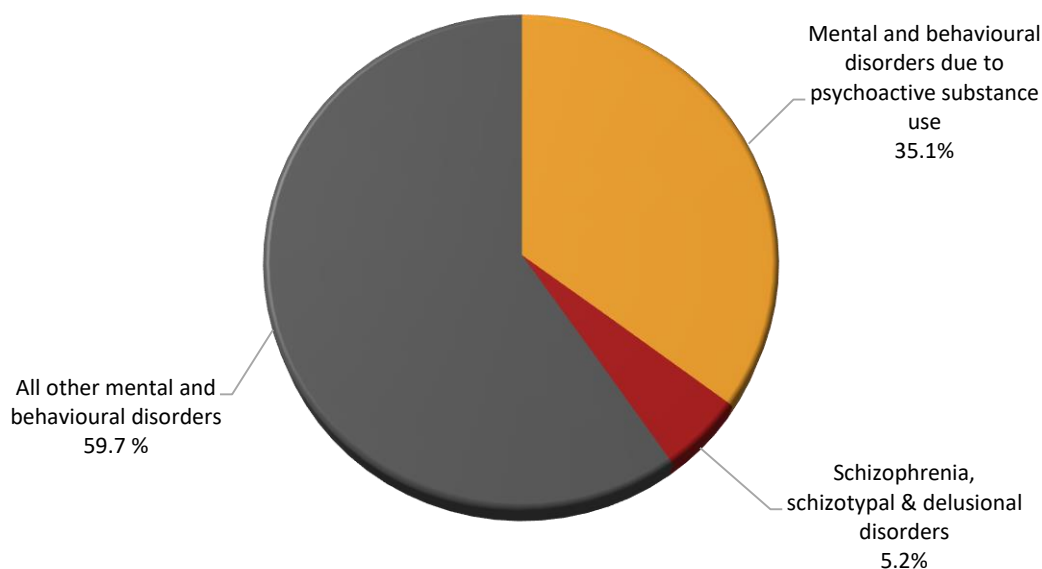
Statement 3.22: Distribution of deaths due to “Mental and Behavioral Disorders” under MCCD-2020

S.No.	Cause of Death	Age Group (In Years)							Total	% to Total
		< 15	15-24	25-34	35-44	45-54	55-64	Others		
1	Mental and behavioural disorders due to psychoactive substance use	7	43	175	304	333	347	296	1505	35.1
2	Schizophrenia, schizotypal & delusional disorders	13	9	16	24	32	45	82	221	5.2
3	All other mental and behavioural disorders	100	195	187	235	404	458	978	2557	59.7
	Total	120	247	378	563	769	850	1356	4283	100.0
	Percentage to Total	2.8	5.8	8.8	13.1	18.0	19.8	31.7	100.0	

Statement 3.22.1: Distribution of Sex-wise deaths due to “Mental and Behavioral Disorders” under MCCD-2020

S.No.	Cause of Death	Male		Female		Total		% to Total Medically Certified Deaths
		Number	%	Number	%	Number	%	
1	Mental and behavioural disorders due to psychoactive substance use	1372	44.7	133	10.9	1505	35.1	0.1
2	Schizophrenia, schizotypal & delusional disorders	135	4.4	86	7.1	221	5.2	0.0
3	All other mental and behavioural disorders	1560	50.9	997	82.0	2557	59.7	0.1
4	Total	3067	100.0	1216	100.0	4283	100.0	0.2

Chart 3.22.1
Distribution of deaths due to “Mental and Behavioral Disorders” under MCCD-2020



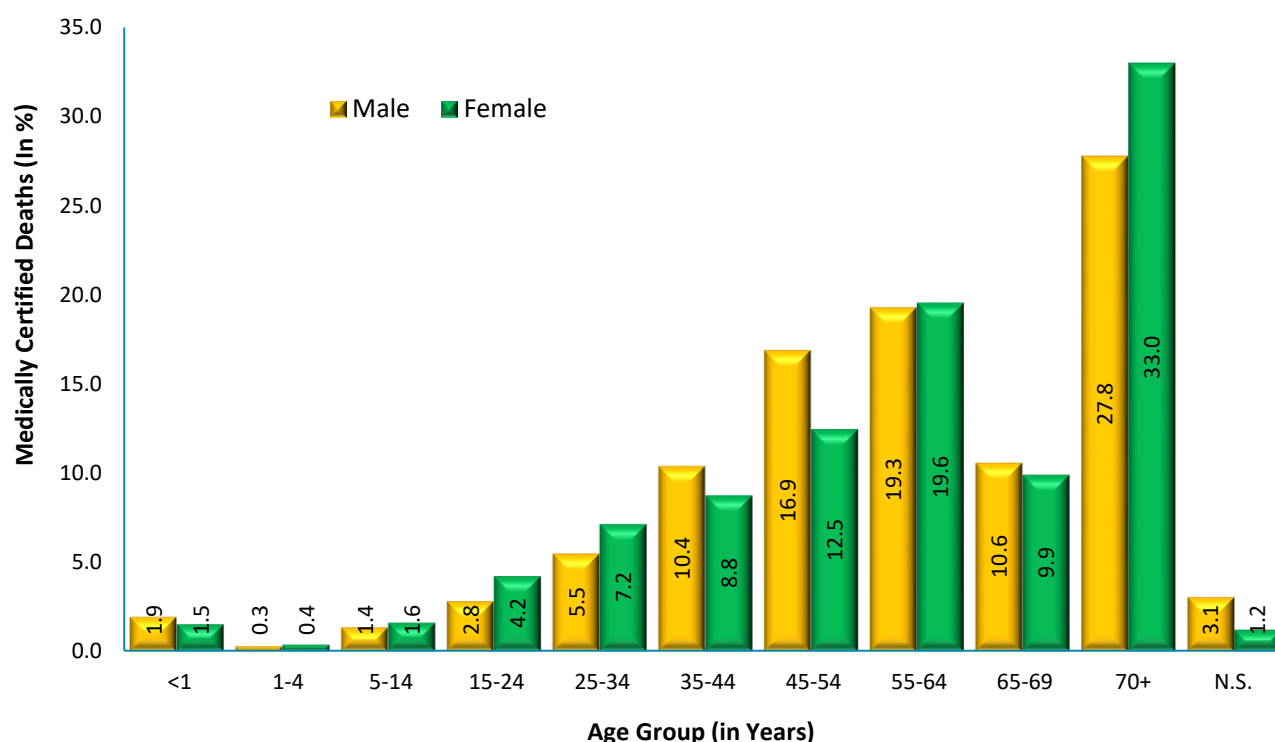
3.23 Diseases of the Skin and Subcutaneous Tissue (XII): These diseases account for 3350 medically certified deaths (0.2 per cent of the total medically certified deaths). About 58.0 per cent of the deaths under the cause group are caused by ‘infections of the skin and subcutaneous tissue’.

Statement 3.23: Diseases of the Skin and Subcutaneous Tissue under MCCD-2020

S.No.	Age Group (in Years)	Male		Female		Total	
		Number	Percentage	Number	Percentage	Number	Percentage
1	<1	40	1.9	20	1.5	60	1.8
2	1-4	6	0.3	5	0.4	11	0.3
3	5-14	28	1.4	21	1.6	49	1.5
4	15-24	58	2.8	55	4.2	113	3.4
5	25-34	113	5.5	93	7.2	206	6.1
6	35-44	214	10.4	114	8.8	328	9.8
7	45-54	347	16.9	162	12.5	509	15.2
8	55-64	396	19.3	254	19.6	650	19.4
9	65-69	218	10.6	129	9.9	347	10.4
10	70 years or above	570	27.8	428	33.0	998	29.8
11	Age Not Stated	63	3.1	16	1.2	79	2.4
12	TOTAL	2053	100.0	1297	100.0	3350	100.0

Chart 3.23

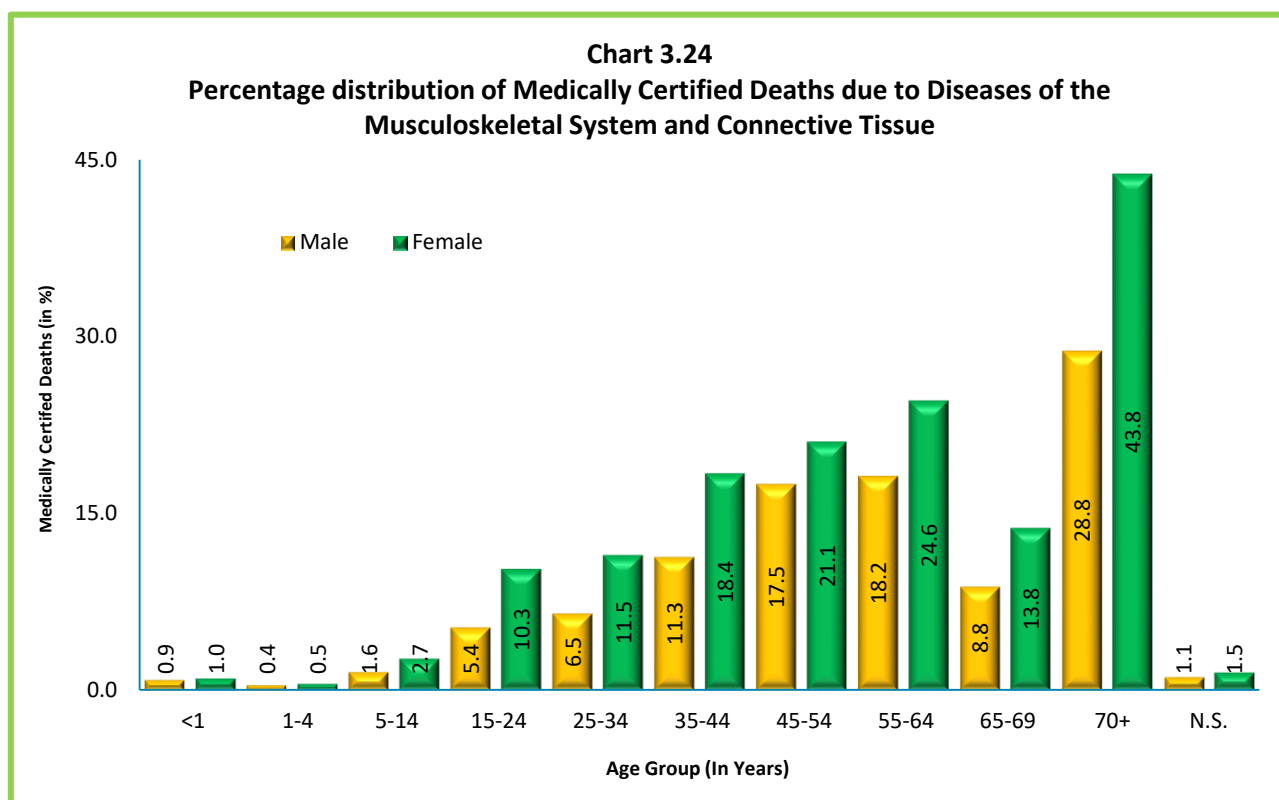
Percentagea distribution of Medically Certified Deaths due to Diseases of the Skin and Subcutaneous Tissue



3.24 Diseases of the Musculoskeletal System and Connective Tissue (XIII): These contribute to only 4002 deaths i.e. around 0.2 per cent of total medically certified deaths.

Statement 3.24: Diseases of the Musculoskeletal System and Connective Tissue

S.No.	Age Group (in Years)	Male		Female		Total	
		Number	Percentage	Number	Percentage	Number	Percentage
1	<1	18	0.9	13	1.0	31	0.9
2	1-4	9	0.4	7	0.5	16	0.5
3	5-14	32	1.5	35	2.7	67	2.0
4	15-24	110	5.3	134	10.3	244	7.3
5	25-34	134	6.5	149	11.5	283	8.4
6	35-44	233	11.3	239	18.4	472	14.1
7	45-54	360	17.4	274	21.1	634	18.9
8	55-64	374	18.1	319	24.6	693	20.7
9	65-69	181	8.8	179	13.8	360	10.7
10	70 years or above	591	28.6	568	43.8	1159	34.6
11	Age Not Stated	23	1.1	20	1.5	43	1.3
12	TOTAL	2065	100.0	1937	100.0	4002	100.0



3.25 Diseases of the Eye and Adnexa (VII) and Diseases of the Ear and Mastoid Process (VIII):

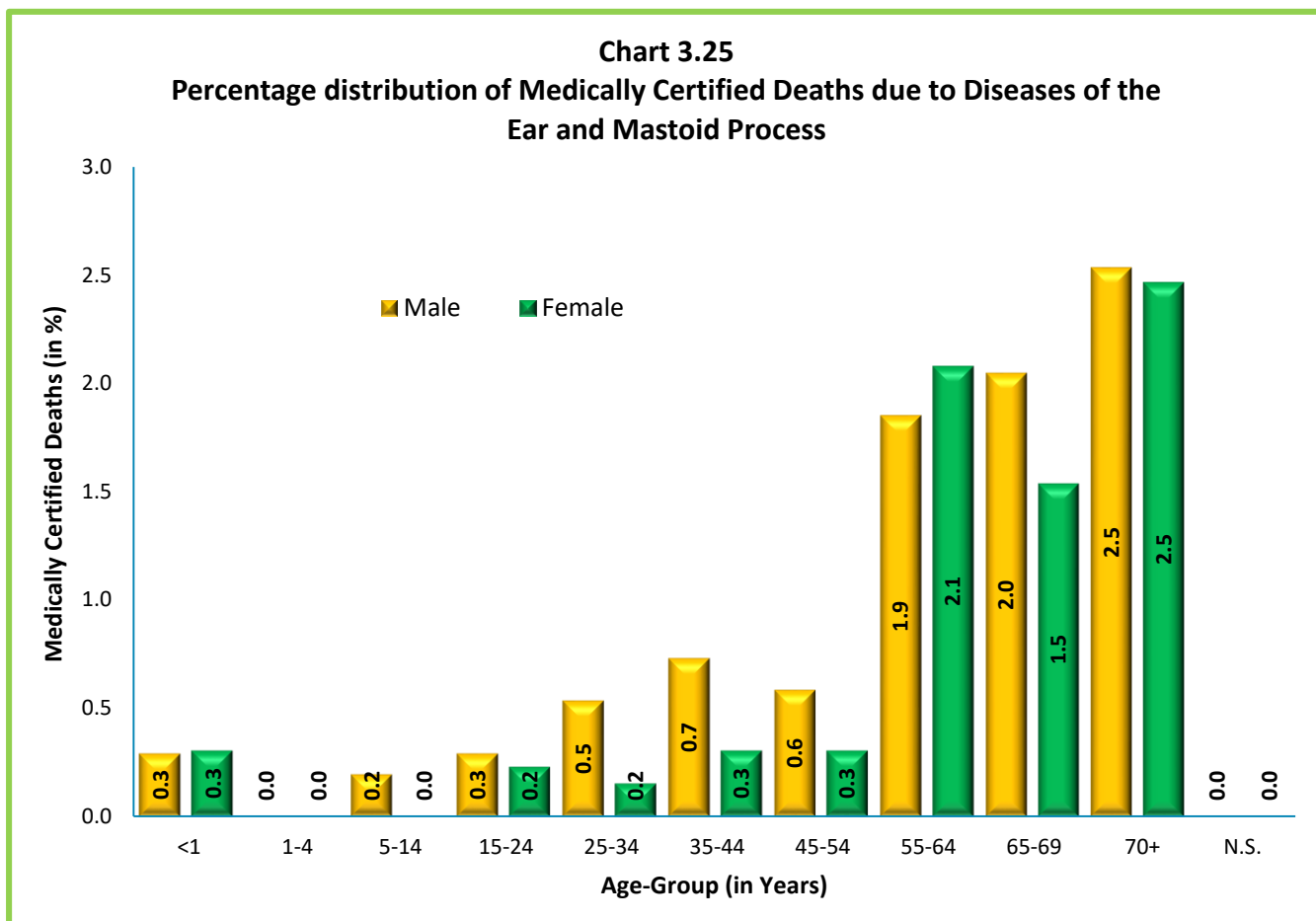
Under the group 'Diseases of the Eye and Adnexa' total 2630 deaths have been reported, out of which 1748 and 882 pertain to Males and Females respectively. On the other hand, the group 'Ear and Mastoid Process' have recorded total 282 deaths, out of which 186 and 96 pertain to Males and Females respectively.

Statement 3.25.1: Diseases of the Eye and Adnexa

S.No.	Age Group	Male		Female		Total	
	(in Years)	Number	Percentage	Number	Percentage	Number	Percentage
1	<1	7	0.4	3	0.3	10	0.4
2	1-4	4	0.2	0	0.0	4	0.2
3	5-14	14	0.8	7	0.8	21	0.8
4	15-24	41	2.3	46	5.2	87	3.3
5	25-34	106	6.1	44	5.0	150	5.7
6	35-44	185	10.6	97	11.0	282	10.7
7	45-54	344	19.7	160	18.1	504	19.2
8	55-64	402	23.0	196	22.2	598	22.7
9	65-69	239	13.7	113	12.8	352	13.4
10	70 years or above	405	23.2	216	24.5	621	23.6
11	Age Not Stated	1	0.1	0	0.0	1	0.0
12	TOTAL	1748	100.0	882	100.0	2630	100.0

Statement 3.25.2: Diseases of the Ear and Mastoid Process

S.No.	Age Group	Male		Female		Total	
	(in Years)	Number	Percentage	Number	Percentage	Number	Percentage
1	<1	6	3.2	4	4.2	10	3.5
2	1-4	0	0.0	0	0.0	0	0.0
3	5-14	4	2.2	0	0.0	4	1.4
4	15-24	6	3.2	3	3.1	9	3.2
5	25-34	11	5.9	2	2.1	13	4.6
6	35-44	15	8.1	4	4.2	19	6.7
7	45-54	12	6.5	4	4.2	16	5.7
8	55-64	38	20.4	27	28.1	65	23.0
9	65-69	42	22.6	20	20.8	62	22.0
10	70 years or above	52	28.0	32	33.3	84	29.8
11	Age Not Stated	0	0.0	0	0.0	0	0.0
12	TOTAL	186	100.0	96	100.0	282	100.0



CHAPTER - IV

SPECIFIC CAUSE OF MORTALITY IN DIFFERENT AGE GROUPS

CHAPTER –IV

SPECIFIC CAUSE OF MORTALITY IN DIFFERENT AGE GROUPS

This chapter analyses the specific cause of mortality among different age groups by gender.

4.1 Infants: Out of the total medically certified deaths, around 5.7 per cent has been reported for infants (children who could not complete their first birthday). The shares of male and female infant deaths to the corresponding totals of medically certified deaths are 5.2 per cent and 6.7 per cent respectively. The highest incidence of deaths under this age-group are reported under *Certain Conditions Originating in the Perinatal Period* (71.7 per cent). The constituent diseases of this group like Hypoxia, birth asphyxia and other respiratory conditions forming one combination and slow fetal growth, fetal malnutrition and Immaturity forming another combination, caused 29.3 per cent and 20.9 per cent deaths respectively. The next major group accounting for 5.6 per cent deaths is *Certain Infectious & parasitic Diseases*. Septicaemia accounted for 3.9 per cent deaths under this major group. The third in order is *Disease of Respiratory system* which constitutes 5.3 per cent deaths. The constituent disease of this group, pneumonia alone caused 1.7 per cent deaths. The fourth major group accounting for 5.2 per cent deaths includes Diseases comprising of *congenital malformation, deformation and chromosomal abnormalities*. The constituent diseases of this group, congenital malformation of circulatory system alone caused 2.0 per cent deaths. The fifth major group of *diseases of the circulatory system* constitutes 3.0 per cent deaths. The heart diseases including pulmonary circulation one of the constituent diseases of this group caused 2.4 per cent infant deaths. The prominent causes of mortality among infants by gender have been given in Statement 4.1.

Statement 4.1: Prominent Causes of Mortality among Infants -2020

S. No.	Cause of Death	Male		Female		Total	
		Number	%	Number	%	Number	%
1	Certain Conditions Originating in Perinatal Period (P00-P96)	42660	71.2	31554	72.4	74214	71.7
i)	Hypoxia, birth asphyxia and other respiratory conditions	17863	29.8	12446	28.5	30309	29.3
ii)	Slow fetal growth, fetal malnutrition and immaturity	12728	21.2	8946	20.5	21674	20.9
2	Certain Infectious & Parasitic Diseases (A00-B99)	3407	5.7	2419	5.5	5826	5.6
i)	Septicemia	2458	4.1	1573	3.6	4031	3.9
3	Diseases of the Respiratory System (J00-J98)	3157	5.3	2345	5.4	5502	5.3
i)	Pneumonia	1005	1.7	756	1.7	1761	1.7
4	Congenital malformations, deformations and chromosomal abnormalities (Q00-Q99)	3273	5.5	2150	4.9	5423	5.2
i)	Congenital malformations of the circulatory system	1301	2.2	777	1.8	2078	2.0
5	Diseases of the Circulatory System (I00-I99)	1796	3.0	1267	2.9	3063	3.0
i)	All forms of heart diseases including Pulmonary circulation	1420	2.4	1032	2.4	2452	2.4
	Total medically certified infant deaths in the age <1 Year	59934		43611		103545	
	Infant mortality Age <1 years as percentage to total medically certified deaths	5.2		6.7		5.7	

4.2 Children aged 1-4 years: Out of the total medically certified deaths, 0.7 per cent has been reported from this age-group, accounting for 0.6 per cent and 0.8 per cent of total male and female medically certified deaths respectively. The maximum incidents of deaths under this age group have been caused by *Certain Infectious and Parasitic Diseases* 19.3 per cent. The *Disease of the Respiratory System* was the second major killer for this age group accounting for 14.9 per cent deaths. This was followed by the *Diseases of the Circulatory System* constituting 11.6 per cent. All forms of heart diseases including diseases of pulmonary circulation which is a constituent *disease of the Circulatory system* accounted for 8.8 per cent alone. The *Diseases of the Nervous System* is the fourth leading cause of deaths under this group account for 8.3 per cent deaths. The *Diseases of Congenital Malformation, Deformation and Chromosomal Abnormalities* is the fifth leading cause of deaths under this group account for 5.6 per cent deaths. The prominent causes of mortality in the age group 1-4 years, by gender have been given in Statement 4.2.

Statement 4.2: The prominent Causes of Mortality among Children in the Age Group 1-4 Years -2020

Rank	Cause of Death	Male		Female		Total	
		Number	%	Number	%	Number	%
1	Certain Infectious & Parasitic Diseases (A00-B99)	1422	19.3	1058	19.3	2480	19.3
i)	Septicemia	680	9.2	536	9.8	1216	9.5
iii)	Diarrhoea and gastroenterities of presumed infectious origin	66	0.9	74	1.3	140	1.1
ii)	Malaria	31	0.4	16	0.3	47	0.4
2	Diseases of the Respiratory System (J00-J98)	1123	15.3	786	14.3	1909	14.9
i)	Pneumonia	478	6.5	340	6.2	818	6.4
3	Diseases of the Circulatory System (I00-I99)	807	11.0	687	12.5	1494	11.6
i)	All forms of heart diseases including Pulmonary circulation	607	8.3	518	9.4	1125	8.8
4	Diseases of the Nervous System (G00-G98)	625	8.5	443	8.1	1068	8.3
i)	Inflammatory diseases of the central nervous system	262	3.6	203	3.7	465	3.6
5	Congenital malformations, deformations and chromosomal abnormalities (Q00-Q99)	434	5.9	281	5.1	715	5.6
i)	Congenital malformations of the circulatory system	138	1.9	90	1.6	228	1.8
	Total medically certified deaths in the age group 1 - 4 Years	7354		5493		12847	
	Deaths in the age group 1 - 4 years as percentage to total medically certified deaths	0.6		0.8		0.7	

4.3 Children aged 0-4 years: Of the total medically certified deaths, 6.4 per cent has been reported from this age-group, accounting for 5.8 per cent and 7.5 per cent of total male and female medically certified deaths respectively. Certain Conditions originating in the Perinatal Period cause 63.8% of deaths among this age group. Two prominent constituent diseases of this group, Hypoxia, Birth asphyxia and other respiratory conditions and Slow fetal growth, fetal malnutrition and Immunity accounted for 26.0 per cent and 18.6 per cent respectively of total deaths of this age group.

The next major group contributing significantly is *Certain Infectious and Parasitic diseases* (7.1 per cent) followed by *Diseases of the Respiratory System* (6.4 per cent), *Congenital Malformations, Deformations and Chromosomal Abnormalities* (5.3 per cent), *Diseases of the Circulatory System* (3.9 per cent). The distribution of mortality in the age group 0-4 years, by major causes has been given in Statement 4.3

Statement 4.3: The prominent Causes of Mortality among Children in the Age Group 0-4 Years -2020

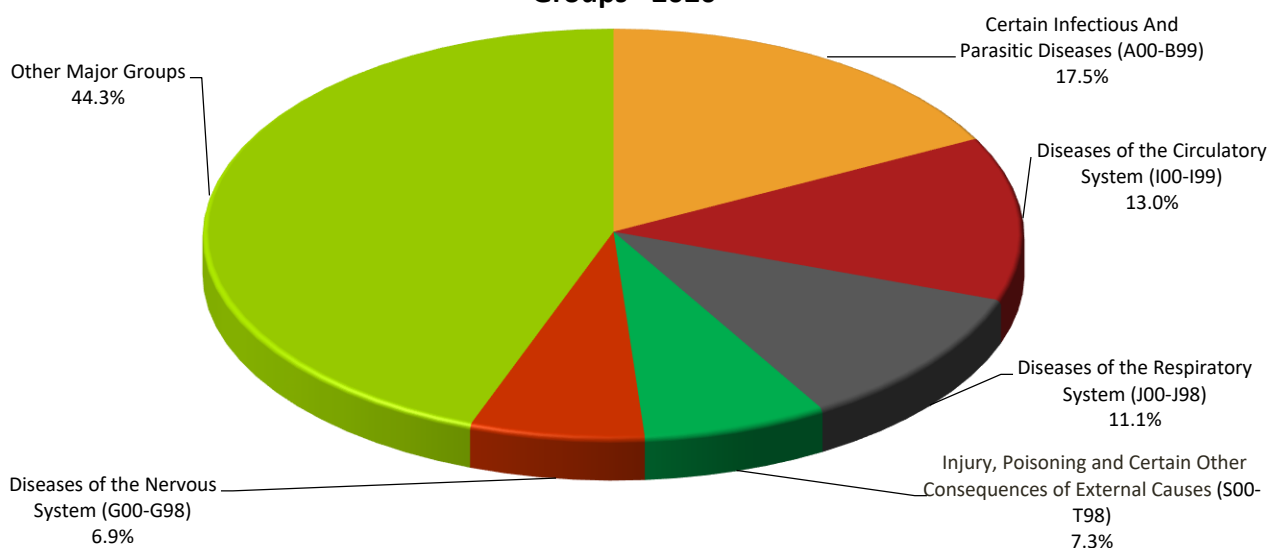
S. No.	Cause of Death	Male		Female		Total	
		Number	%	Number	%	Number	%
1	Certain Conditions Originating in Perinatal Period (P00-P96)	42661	63.4	31554	64.3	74215	63.8
i)	Hypoxia, birth asphyxia and other respiratory conditions	17864	26.5	12446	25.3	30310	26.0
ii)	Slow fetal growth, fetal malnutrition and immaturity	12728	18.9	8946	18.2	21674	18.6
2	Certain Infectious & Parasitic Diseases (A00-B99)	4829	7.2	3477	7.1	8306	7.1
i)	Septicemia	3138	4.7	2109	4.3	5247	4.5
ii)	Diarrhoea	209	0.3	170	0.3	379	0.3
iii)	Malaria	57	0.1	27	0.1	84	0.1
3	Diseases of the Respiratory System (J00-J98)	4280	6.4	3131	6.4	7411	6.4
i)	Pneumonia	1483	2.2	1096	2.2	2579	2.2
4	Congenital malformations, deformations and chromosomal abnormalities (Q00-Q99)	3707	5.5	2431	5.0	6138	5.3
i)	Congenital malformations of the circulatory system	1439	2.1	867	1.8	2306	2.0
5	Diseases of the Circulatory System (I00-I99)	2603	3.9	1954	4.0	4557	3.9
i)	All forms of heart diseases including Pulmonary circulation	2027	3.0	1550	3.2	3577	3.1
	Total medically certified deaths in the age group 1 - 4 Years	67288		49104		116392	
	Deaths in the age group 1 - 4 years as percentage to total medically certified deaths	5.8		7.5		6.4	

4.4 Children aged 5-14 years: The share of this age-group in the total medically certified deaths is 1.2 per cent, constituting 1.0 per cent and 1.4 per cent of total male and female medically certified deaths respectively. Of the total reported deaths under this age-group, the share of *Certain Infectious and Parasitic Diseases* is 17.5 per cent followed by *Diseases of the Circulatory System* (13.0 per cent), *Diseases of the Respiratory System* (11.1 per cent), and *Injury, Poisoning and Certain Other Consequences of External Causes* (7.3 per cent), *Diseases of the Nervous System* (6.9 per cent). The distribution of mortality in the age group 5-14 years, by major cause groups is given in Statement 4.4 and Chart 4.1.

Statement 4.4: Distribution of Mortality among Children in the Age Group 5-14 Years by Major Cause Groups-2020

S.No	Major Cause Group	Male		Female		Total	
		Number	%	Number	%	Number	%
1	Certain Infectious and Parasitic Diseases (A00-B99)	1965	16.3	1736	18.9	3701	17.5
2	Diseases of the Circulatory System (I00-I99)	1496	12.4	1255	13.7	2751	13.0
3	Diseases of the Respiratory System (J00-J98)	1367	11.4	983	10.7	2350	11.1
4	Injury, Poisoning and Certain Other Consequences of External Causes (S00-T98)	981	8.2	559	6.1	1540	7.3
5	Diseases of the Nervous System (G00-G98)	833	6.9	625	6.8	1458	6.9
6	Other Major Groups	5389	44.8	4010	43.7	9399	44.3
	Total medically certified deaths in the age group 5-14 Years	12031	100.0	9168	100.0	21199	100.0
	Deaths in the age group 5 - 14 years as percentage to total medically certified deaths	-	1.0	-	1.4	-	1.2

**Chart 4.1
Percentage Distribution of Child Deaths (Age 5 to 14 years) by Major Cause Groups - 2020**



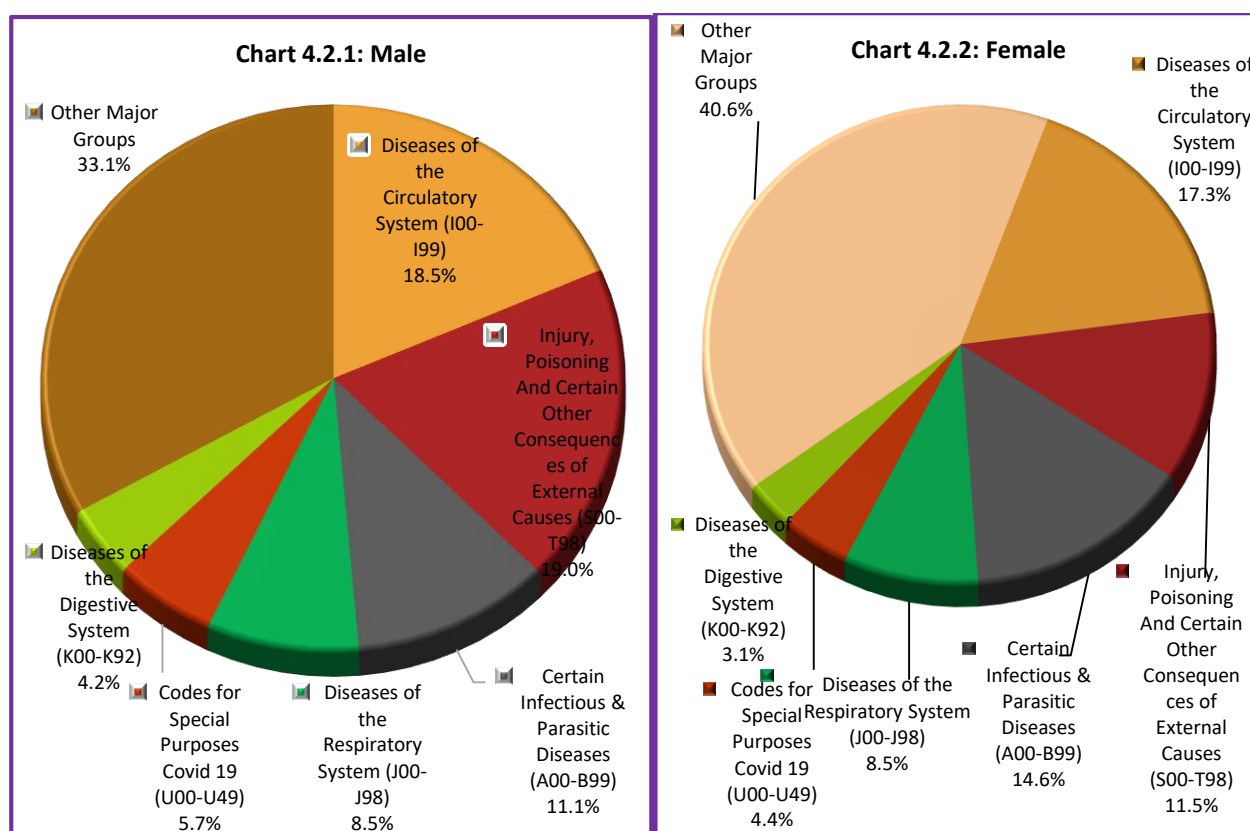
4.5 Persons aged 15-24 years: This age-group has contributed to 3.4 per cent of the total medically certified deaths with the share of male and female deaths to the corresponding total deaths being 3.0 per cent and 4.2 per cent respectively. The cause group *Diseases of the Circulatory System* has caused highest deaths of 18.0 per cent of total deaths, under this age group. This is followed by the major group *Injury, Poisoning & Certain Other Consequences of External Causes*, which has caused 15.7 per cent of total deaths reported under this age group. The diseases of *Certain Infectious and Parasitic Diseases* and the *Diseases of the Respiratory System* are other leading causes of deaths, accounting for 12.6 per cent and 8.5 per cent of deaths respectively. The deaths due to Covid 19 covered under major group *Codes for Special Purposes* is the fifth leading cause of death in this age group of 15-24 years with 5.1 per cent share followed by *Diseases of the Digestive System* with 3.7 per

cent share. The distribution of mortality in the age group 15-24 years, by major cause groups has been shown in Statement 4.5 and Chart 4.2.

Statement 4.5: Distribution of Mortality among Persons in the Age Group 15-24 Years by Major Cause Groups-2020

S.No	Major Cause Group	Male		Female		Total	
		Number	%	Number	%	Number	%
1	Diseases of the Circulatory System (I00-I99)	6425	18.5	4687	17.3	11112	18.0
2	Injury, Poisoning and Certain Other Consequences of External Causes (S00-T98)	6573	19.0	3104	11.5	9677	15.7
3	Certain Infectious and Parasitic Diseases (A00-B99)	3846	11.1	3939	14.5	7785	12.6
4	Diseases of the Respiratory System (J00-J98)	2932	8.5	2310	8.5	5242	8.5
5	Codes for Special Purposes- Covid 19 (U00-U49)	1972	5.7	1192	4.4	3164	5.1
6	Diseases of the Digestive System (K00-K92)	1443	4.2	841	3.1	2284	3.7
7	Other Major Groups	11465	33.1	11008	40.6	22473	36.4
	Total medically certified deaths in the age group 15-24 Years	34656	100.0	27081	100.0	61737	100.0
	Deaths in the age group 15 - 24 years as percentage to total medically certified deaths	-	3.0	-	4.2	-	3.4

Charts 4.2.1 & 4.2.2 Percentage Distribution of medically certified deaths in the age group 15 to 24 years by Major Cause Groups - 2020

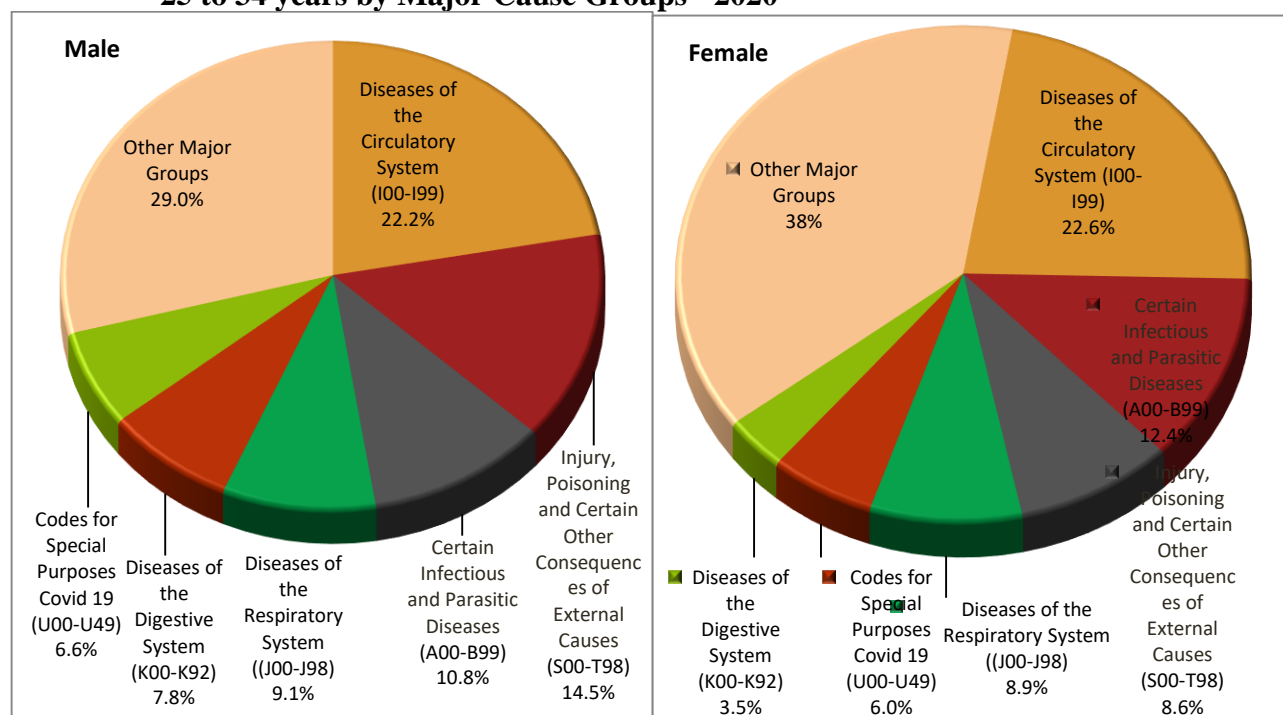


4.6 Persons aged 25-34 years: This age group constitutes around 5.4 per cent of total medically certified deaths with 5.6 per cent male share of death and 5.0 per cent female share to total male and female medically certified deaths respectively. Significant percentage of deaths have been reported due to *Diseases of the Circulatory System* (22.3 per cent) in this age group. The other major determinants of deaths in this age group are *Injury, Poisoning & Certain Other Consequences of External Causes* (12.5 per cent) and *Certain Infectious and Parasitic Diseases* (11.3 per cent) followed by *Diseases of the Respiratory System* (9.1 per cent), *Codes for Special Purposes COVID 19* (6.4 per cent) and *Diseases of the Digestive System*(6.4 per cent). The distribution of mortality in the age group 25-34 years, by major cause groups has been depicted in Statement 4.6 and Chart 4.3.

Statement 4.6: Distribution of Mortality among Persons in the Age Group 25-34 Year by Major Cause Groups-2020

S.No	Major Cause Group	Male		Female		Total	
		Number	%	Number	%	Number	%
1	Diseases of the Circulatory System (I00-I99)	14447	22.2	7303	22.6	21750	22.3
2	Injury, Poisoning and Certain Other Consequences of External Causes (S00-T98)	9408	14.5	2782	8.6	12190	12.5
3	Certain Infectious and Parasitic Diseases (A00-B99)	7030	10.8	4014	12.4	11044	11.3
4	Diseases of the Respiratory System (J00-J98)	5943	9.1	2894	8.9	8837	9.1
5	Codes for Special Purposes: Covid 19 (U00-U49)	4321	6.6	1928	6.0	6249	6.4
6	Diseases of the Digestive System (K00-K92)	5065	7.8	1137	3.5	6202	6.4
7	Other Major Groups	18862	29.0	12304	38.0	31166	32.0
	Total medically certified deaths in the age group 25-34 Years	65076	100.0	32362	100.0	97438	100.0
	Deaths in the age group 25-34 years as percentage to total medically certified deaths	-	5.6	-	5.0	-	5.4

Chart 4.3: Percentage Distribution of Medically Certified Deaths in male under the age group 25 to 34 years by Major Cause Groups - 2020

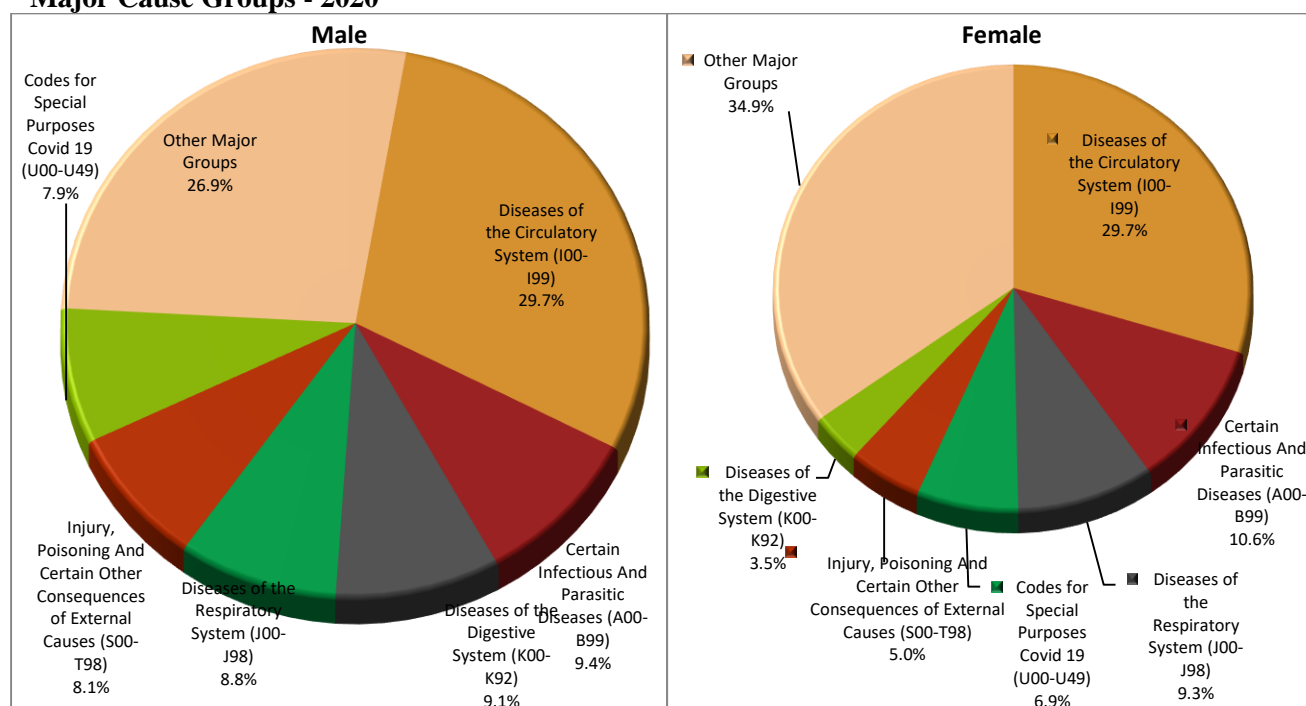


4.7 Persons aged 35-44 years: The overall contribution of this age-group in total medically certified deaths is 8.4 per cent, accounting for 9.2 per cent for male and 7.1 per cent of female deaths. ‘Diseases of the Circulatory System’, ‘Certain Infectious and Parasitic Diseases’, ‘Diseases of the Respiratory System’, ‘Codes for Special Purposes COVID 19’, ‘Diseases of Digestive System’ and ‘Injury, Poisoning and Certain Other Consequences of External Causes’ are leading cause groups of deaths together contributing around 70.7 per cent of total deaths under this age-group. The distribution of mortality in the age group 35-44 years, by major cause groups has been presented in Statement 4.7 and Chart 4.4.

Statement 4.7: Distribution of Mortality among Persons in the Age Group 35-44 Years by Major Cause Groups-2020

S.No	Major Cause Group	Male		Female		Total	
		Number	%	Number	%	Number	%
1	Diseases of the Circulatory System (I00-I99)	31753	29.7	13721	29.7	45474	29.7
2	Certain Infectious and Parasitic Diseases (A00-B99)	10089	9.4	4918	10.6	15007	9.8
3	Diseases of the Respiratory System (J00-J98)	9390	8.8	4319	9.3	13709	9.0
4	Codes for Special Purposes: Covid 19 (U00-U49)	8462	7.9	3185	6.9	11647	7.6
5	Diseases of the Digestive System (K00-K92)	9761	9.1	1618	3.5	11379	7.4
6	Injury, Poisoning and Certain Other Consequences of External Causes (S00-T98)	8614	8.1	2303	5.0	10917	7.1
7	Other Major Groups	28749	26.9	16144	34.9	44893	29.3
	Total medically certified deaths in the age group 35-44 Years	106818	100.0	46208	100.0	153026	100.0
	Deaths in the age group 35 - 44 years as percentage to total medically certified deaths	-	9.2	-	7.1	-	8.4

Chart 4.4: Percentage Distribution of Medically Certified Deaths in the age group 35 to 44 years by Major Cause Groups - 2020

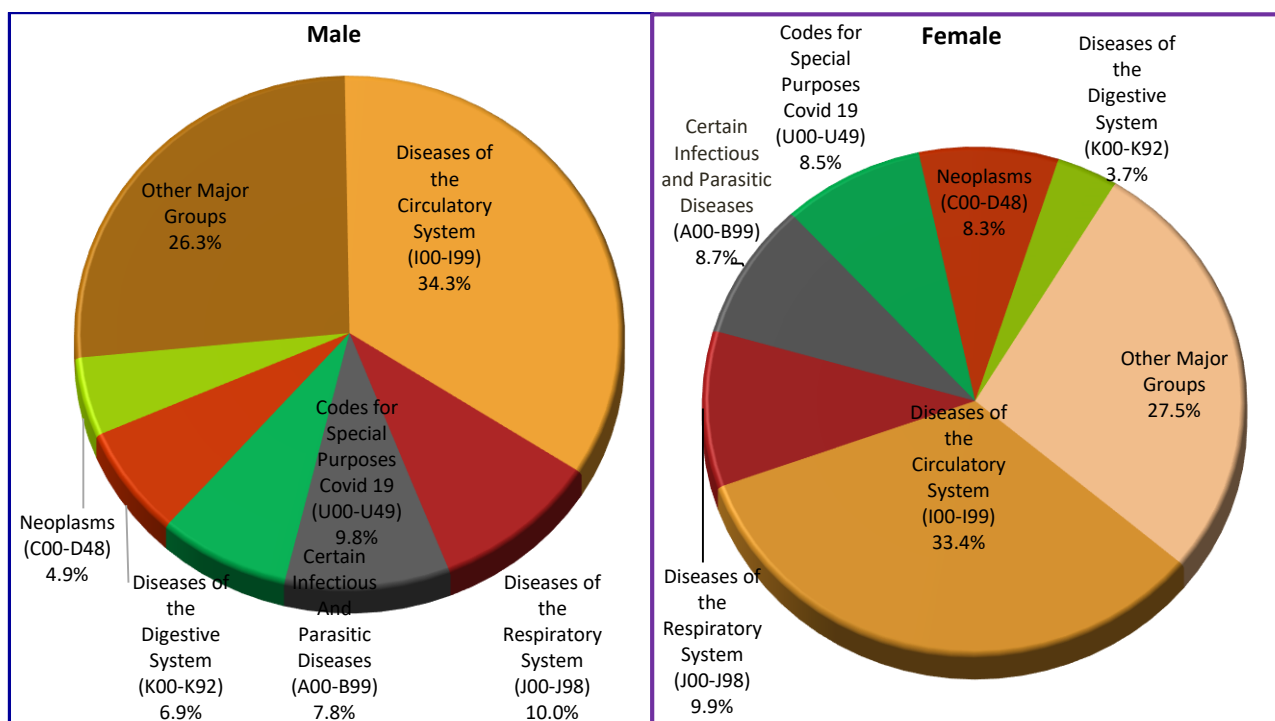


4.8 Persons aged 45-54 years: This age group has contributed to 14.1 per cent of the total medically certified deaths, constituting 15.1 per cent and 12.2 per cent of total male and female medically certified deaths respectively. The prominent causes of mortality in this age-group are 'Diseases of the Circulatory System'(34.1 per cent), 'Diseases of the Respiratory System'(9.9 per cent), 'Codes for Special Purposes COVID 19'(9.4 per cent), 'Certain Infectious and Parasitic Diseases'(8.1 per cent), 'Neoplasms (6.0 per cent) and 'Diseases of Digestive System'(5.9 per cent) which together contribute around 73.4 per cent of the total deaths reported under this age-group. In this age group, the deaths due to Covid 19 has been reported as third leading cause of death with total number of 23,922 deaths. The distribution of mortality in the age group 45-54 years, by major cause groups has been presented in Statement 4.8 & Chart 4.5.

Statement 4.8: Distribution of Mortality among Persons in the Age Group 45-54 Years by Major Cause Groups-2020

S.No	Major Cause Group	Male		Female		Total	
		Number	%	Number	%	Number	%
1	Diseases of the Circulatory System (I00-I99)	60127	34.3	26660	33.4	86787	34.1
2	Diseases of the Respiratory System (J00-J98)	17443	10.0	7917	9.9	25360	9.9
3	Codes for Special Purposes: Covid 19 (U00-U49)	17138	9.8	6784	8.5	23922	9.4
4	Certain Infectious and Parasitic Diseases (A00-B99)	13624	7.8	6944	8.7	20568	8.1
5	Neoplasms (C00-D48)	8654	4.9	6649	8.3	15303	6.0
6	Diseases of the Digestive System (K00-K92)	12127	6.9	2931	3.7	15058	5.9
7	Other Major Groups	45962	26.3	21919	27.5	67881	26.6
Total medically certified deaths in the age group 45-54 Years		175075	100.0	79804	100.0	254879	100.0
Deaths in the age group 45 - 54 years as percentage to total medically certified deaths		-	15.1	-	12.2	-	14.1

Chart 4.5: Percentage Distribution of Medically Certified Deaths in the age group 45 to 54 years by Major Cause Groups - 2020

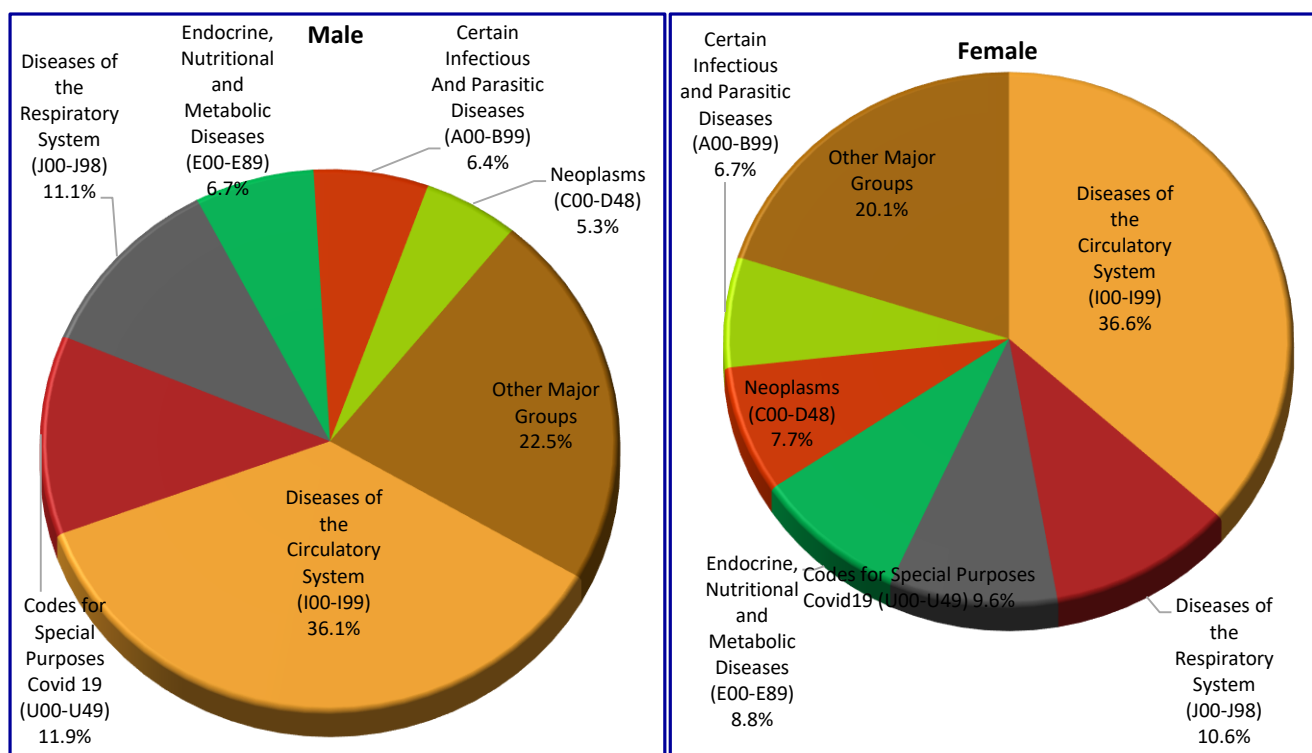


4.9 Persons aged 55-64 years: This age-group has a share of 19.1 per cent in the total medically certified deaths, accounting for 19.8 per cent and 18.0 per cent of total male and female medically certified deaths respectively. *Diseases of the Circulatory System* have contributed to the maximum (36.3 per cent) deaths in this age-group. Covid 19 is the second leading cause of death in the age group of 55-64 years with 11.1 per cent of share. It is more than twice in absolute number for male as compared to female Covid 19 deaths in the same age group. The other major determinants of deaths in this age group are *Diseases of the Respiratory System* (10.9 per cent) followed by *Endocrine, Nutritional and Metabolic Diseases* (7.4 per cent) and *Certain Infectious and Parasitic Diseases* (6.5 per cent). Respiratory diseases viz. Pneumonia and Asthma, together accounting for around 28.6 per cent of total respiratory system deaths. Under the circulatory system *deaths*, disease of pulmonary circulation & other forms of heart diseases and Ischemic heart diseases have taken the highest toll, contributing around 47.8 per cent and 23.1 per cent of total deaths. Around 53.1 per cent of the deaths under the cause group *Certain Infectious and Parasitic Diseases* are due to Septicemia, followed by 22.2 per cent due to Tuberculosis. (**Refer Table 6 in appendix 1**). The distribution of mortality in the age group 55-64 years, by major cause groups has been presented in Statement 4.9 and Chart 4.6

Statement 4.9: Distribution of Mortality among Persons in the Age Group 55-64 Years by Major Cause Groups-2020

S.No	Major Cause Group	Male		Female		Total	
		Number	%	Number	%	Number	%
1	Diseases of the Circulatory System (I00-I99)	82850	36.1	43039	36.6	125889	36.3
2	Codes for Special Purposes – Covid 19 (U00-U49)	27200	11.9	11245	9.6	38445	11.1
3	Diseases of the Respiratory System (J00-J98)	25410	11.1	12441	10.6	37851	10.9
4	Endocrine, Nutritional and Metabolic Diseases (E00-E89)	15423	6.7	10291	8.8	25714	7.4
5	Certain Infectious and Parasitic Diseases (A00-B99)	14801	6.4	7837	6.7	22638	6.5
6	Neoplasms (C00-D48)	12254	5.3	9026	7.7	21280	6.1
7	Other Major Groups	51539	22.5	23560	20.1	75099	21.6
	Total medically certified deaths in the age group 55-64 Years	229477	100.0	117439	100.0	346916	100.0
	Deaths in the age group 55 - 64 years as percentage to total medically certified deaths	-	19.8	-	18.0	-	19.1

Chart 4.6: Percentage Distribution of Medically Certified Deaths in the age group 55 to 64 years by Major Cause Groups - 2020

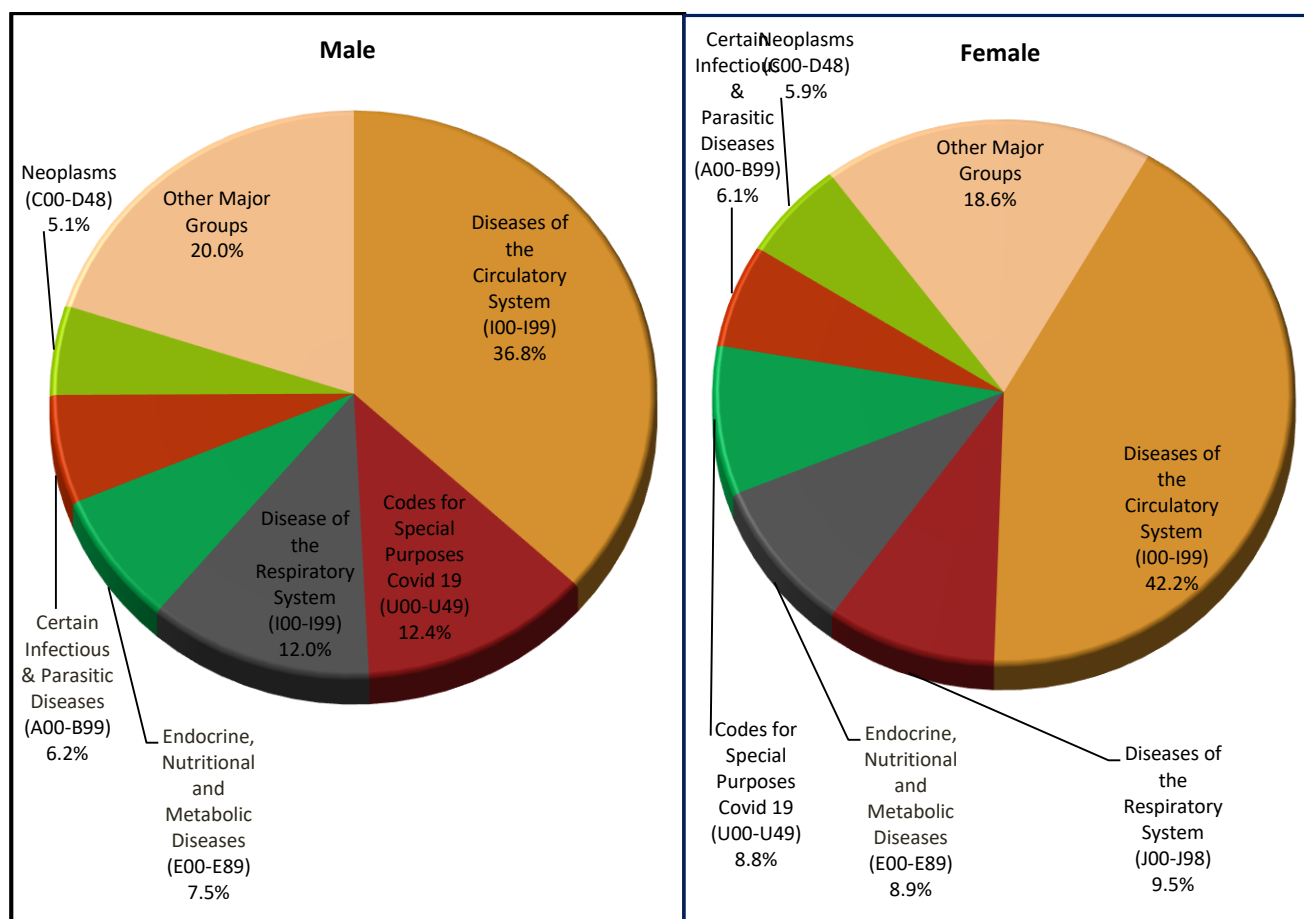


4.10 Persons aged 65-69 years: This age-group has a share of 11.6 per cent in the total medically certified deaths accounting for 11.4 per cent and 12.0 per cent total male and female medically certified deaths respectively. In this age group, *Diseases of the Circulatory System* alone constitute the highest number of deaths (38.8 per cent). Two major constituents, Pulmonary circulation & other forms of heart disease & Ischemic heart diseases, constitute highest share of 42.8 per cent and 23.6 per cent of circulatory system deaths, under this age group. Covid 19 is the second leading cause of death in the age group of 65-69 years with 11.1 per cent of share. It is more than twice in absolute number for male (16,358) as compared to female (6,890) Covid 19 deaths in the same age group. The third leading cause group of death in this age group is *Diseases of the Respiratory System* with the share of 11.1 per cent. Under *Diseases of the Respiratory System*, Asthma and Pneumonia are the major constituents with the shares of 6.4 per cent and 22.3 per cent of the deaths respectively. The major cause group ‘*Endocrine, Nutritional and Metabolic Diseases*’ ranks fourth with the share of 8.0 per cent, under this cause group Diabetes mellitus accounted for 85.4 per cent of the deaths. The major cause group *Certain Infectious and Parasitic Diseases* ranks fifth with the share of 6.2 per cent. Under this cause group, Tuberculosis and Septicemia together are responsible for 72.0 per cent of the deaths. (Refer Table 6 in appendix 1). The distribution of mortality in the age group 65-69 years, by major cause groups has been portrayed in Statement 4.10 and Chart 4.7

Statement 4.10: Distribution of Mortality among Persons in the Age Group 65-69 Years by Major Cause Groups-2020

S.No	Major Cause Group	Male		Female		Total	
		Number	%	Number	%	Number	%
1	Diseases of The Circulatory System (I00-I99)	48555	36.8	32953	42.2	81508	38.8
2	Codes for Special Purposes: Covid 19 (U00-U49)	16358	12.4	6890	8.8	23248	11.1
3	Diseases of the Respiratory System (J00-J98)	15825	12.0	7411	9.5	23236	11.1
4	Endocrine, Nutritional and Metabolic Diseases (E00-E89)	9950	7.5	6931	8.9	16881	8.0
5	Certain Infectious and Parasitic Diseases (A00-B99)	8187	6.2	4773	6.1	12960	6.2
6	Neoplasms (C00-D48)	6729	5.1	4599	5.9	11328	5.4
7	Other Major Groups	26360	20.0	14516	18.6	40876	19.5
	Total medically certified deaths in the age group 65-69 Years	131964	100.0	78073	100.0	210037	100.0
	Deaths in the age group 65 - 69 years as percentage to total medically certified deaths	-	11.4	-	12.0	-	11.6

Chart 4.7: Percentage Distribution of Medically Certified Deaths in the age group 65 to 69 years by Major Cause Groups - 2020

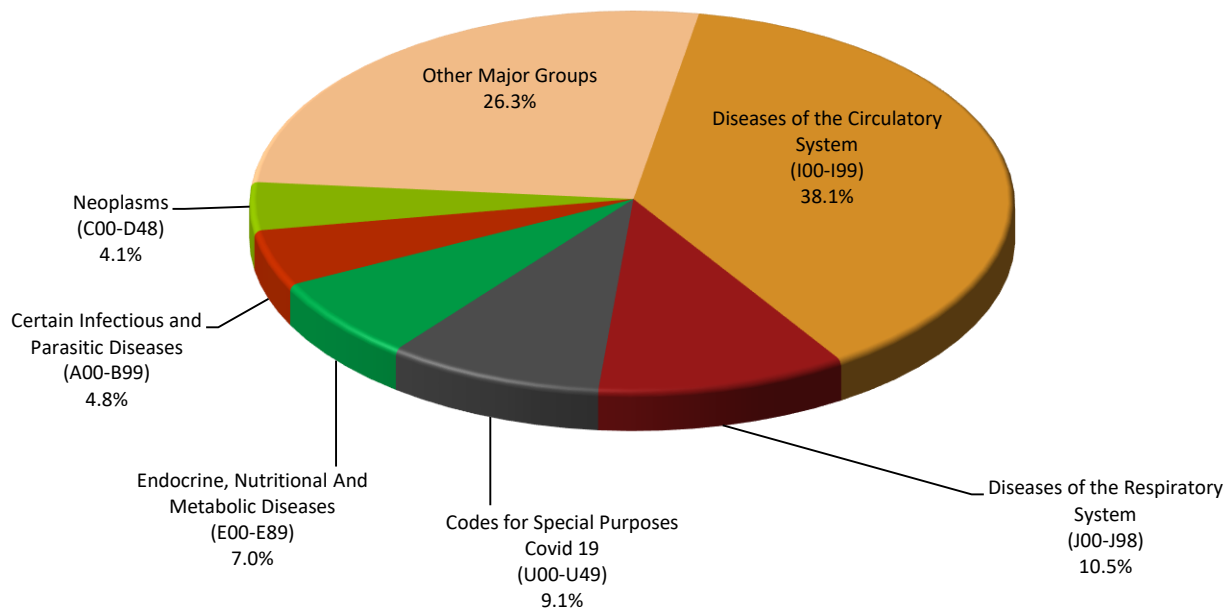


4.11 Persons age of 70 years or above: This age-group, as expected, has reported the maximum incidences (28.6 per cent) of total medically certified deaths. As high as 27.2 per cent and 30.9 per cent of total male and female medically certified deaths have respectively been reported from this age-group. In this age group, *Diseases of the Circulatory System* alone contribute to 38.1 per cent of deaths. Ischemic heart diseases constitute maximum number (28.1 per cent) of circulatory system deaths under this age group. The major group of *Diseases of the Respiratory System* is the second leading cause of death with 10.5 per cent of total deaths under this age group. Pneumonia and Asthma are the major constituents of *Diseases of the Respiratory System* with the shares of 19.6 per cent and 7.4 per cent respectively. In this age group 47,292 number of Covid deaths have been reported which is the third leading cause of death with 9.1 per cent of share. The major groups *Endocrine, Nutritional & Metabolic Disease* and *Certain Infectious and Parasitic Diseases* with percentage share 7.0 per cent and 4.8 per cent respectively are the fourth and fifth leading cause of deaths in this age group. Under the cause group '*Certain Infectious and Parasitic Diseases*', Tuberculosis and Septicemia together account for about 73.5 per cent deaths (**Refer Table 6 in appendix 1**). With the share of 4.1 per cent, Neoplasms is the sixth leading cause group of death in this age group. The distribution of mortality in the age group 70 years or above, by major cause groups has been presented in Statement 4.11 and Chart 4.8.

Statement 4.11: Distribution of Mortality among old aged persons (70 years or above) by major cause groups-2020

S.No	Major Cause Group	Male		Female		Total	
		Number	%	Number	%	Number	%
1	Diseases of the Circulatory System (I00-I99)	114280	36.2	83184	41.3	197464	38.1
2	Diseases of the Respiratory System (J00-J98)	35422	11.2	19134	9.5	54556	10.5
3	Codes for Special Purposes: Covid 19 (U00-U49)	33996	10.8	13296	6.6	47292	9.1
4	Endocrine, Nutritional and Metabolic Diseases (E00-E89)	20436	6.5	15631	7.8	36067	7.0
5	Certain Infectious and Parasitic Diseases (A00-B99)	15140	4.8	9604	4.8	24744	4.8
6	Neoplasms (C00-D48)	12717	4.0	8465	4.2	21182	4.1
7	Other Major Groups	84044	26.6	52329	26.0	136373	26.3
	Total medically certified deaths in the age group 70 years or Above	316035	100.0	201643	100.0	517678	100.0
	Deaths in the age group 70 years or Above as percentage to total medically certified deaths	-	27.2	-	30.9	-	28.6

Chart 4.8
Percentage Distribution of Medically Certified Deaths in the Age Group 70 Years or above by Major Cause Groups - 2020



APPENDIX - I

LIST OF STATISTICAL TABLES-2020

Table Number	Description	Page No.
1	Percentage of Medically Certified Deaths to registered deaths in States/Union Territories during 2018-2020	85-86
2	Medically Certified Deaths in States / Union Territories by Sex and Major Cause Groups (Based Upon Tenth Revision of ICD) during 2020	87-88
3	Percentage distribution of Medically Certified Deaths in States/UTs by sex and major cause groups (Based Upon Tenth Revision of ICD) during 2020	89-90
4	Medically Certified Deaths by Sex in States / Union Territories according to National List (Based Upon Tenth Revision of ICD) during 2020	91-112
5	Medically Certified Deaths by Age, Sex and Major Cause Groups (Based Upon Tenth Revision of ICD) during 2020	113
6	Medically Certified Deaths by Age and Sex according to National List (Based Upon Tenth Revision of ICD) during 2020	114-133
7.1 to 7.34	Medically Certified Deaths by Age, Sex and Major Cause Groups (Based Upon Tenth Revision of ICD) during 2020– Pertaining to 34 States/UTs	134-167
8.1 to 8.34	Percentage Distribution of Medically Certified Deaths by Age, Sex and Major Cause Groups (Based Upon Tenth Revision of ICD) during 2020 – Pertaining to 34 States/ UTs	168-201
9	Medically Certified Deaths by Sex and Major Cause Groups (Based Upon Tenth Revision of I.C.D.) during 2009 to 2020	202
10	Percentage Distribution of Medically Certified Deaths by Sex and Major Cause Groups (Based Upon Tenth Revision of I.C.D.) during 2009 to 2020	203
11	Percentage Distribution of Medically Certified Deaths by Age, Sex and Major Cause Groups (Based Upon Tenth Revision of ICD) during 2020	204
12	Percentage Distribution of Medically Certified Deaths Over Age Groups by Sex and Major Cause Groups (Based Upon Tenth Revision of ICD) during 2020	205

TABLE 1: PERCENTAGE OF MEDICALLY CERTIFIED DEATHS TO REGISTERED DEATHS IN STATES/UNION TERRITORIES DURING 2018-2020.

S.No	STATE / UNION TERRITORY	NUMBER OF ANNUAL REGISTERED DEATHS					
		TOTAL			URBAN		
		2018	2019	2020	2018	2019	2020
		1	2	3	4	5	6
1	Andhra Pradesh	375777	401472	455000	133994	141502	159425
2	A & N Islands \$	2237	2616	2951	1120	1297	1533
3	Arunachal Pradesh	3860	3490	3475	2078	1829	1679
4	Assam	142605	163057	187085	41183	44949	47522
5	Bihar	213989	359349	425047	65192	81981	85052
6	Chandigarh	23330	23592	18370	23154	23592	18370
7	Chhattisgarh	177549	188211	191938	62918	68427	76033
8	Dadra & Nagar Haveli	2174	2705	3414	1282	1610	1640
9	Daman & Diu \$	1169	1162	...	439	417	...
10	Delhi	145533	145284	142789	128404	128462	122208
11	Goa \$	13072	13851	14601	3684	3652	3977
12	Gujarat	433256	462284	523892	203899	210060	258534
13	Haryana	185842	188910	212238	83752	86614	97850
14	Himachal Pradesh	41833	43633	44449	7953	7444	7841
15	Jammu & Kashmir	39410	44227	53070	13949	14984	16456
16	Jharkhand	102729	119374	119037	42476	52918	49298
17	Karnataka	483511	508584	551808	216387	227011	263681
18	Kerala	258530	270567	250983	95184	98023	85797
19	Ladakh	742	152
20	Lakshadweep	314	336	342	0	0	0
21	Madhya Pradesh	424257	493328	524454	167237	173773	194319
22	Maharashtra	667900	693800	808783	397977	406084	497792
23	Manipur	4476	2990	2230	2058	2543	1274
24	Meghalaya \$	14779	18298	19191	3574	4024	3707
25	Mizoram	5525	6606	6703	3377	4343	4501
26	Nagaland	828	2266	2509	486	1464	1857
27	Odisha	328799	342947	362982	86120	92830	95519
28	Puducherry	12839	13255	12923	10160	9956	9675
29	Punjab	213234	215045	229846	100798	99395	106549
30	Rajasthan	443173	451315	477151	140377	156231	168576
31	Sikkim	3386	3308	3543	2037	2061	2183
32	Tamil Nadu	574006	633897	687212	291234	316145	345223
33	Telangana	136528	228294	203127	52684	116749	96553
34	Tripura \$	29080	30419	31645	10049	10076	10862
35	Uttarakhand	47894	66313	62219	18948	29060	28026
36	Uttar Pradesh	906653	944596	873419	315977	307550	323479
37	West Bengal	490530	551695	606714	219255	230476	240965
	Total	6950607	7641076	8115882	2949396	3157532	3428108
	Total MCD Reporting States/UTs	6911197	7596849	8062070	2935447	3142548	3411500

TABLE 1: PERCENTAGE OF MEDICALLY CERTIFIED DEATHS TO REGISTERED DEATHS IN STATES/UNION TERRITORIES DURING 2018-2020.										
MEDICALLY CERTIFIED DEATHS (TOTAL)			PERCENTAGE OF MEDICALLY CERTIFIED DEATHS TO TOTAL REGISTERED DEATHS			MEDICALLY CERTIFIED DEATHS AS PERCENTAGE OF URBAN REGISTERED DEATHS			S. No	STATE / UNION TERRITORY
2018	2019	2020	2018	2019	2020	2018	2019	2020		
7	8	9	10	11	12	13	14	15		
55933	51659	101353	14.9	12.9	22.3	41.7	36.5	63.6	1	Andhra Pradesh
1331	1573	1871	59.5	60.1	63.4	118.8	121.3	122.0	2	A & N Islands \$
1271	1166	1160	32.9	33.4	33.4	61.2	63.8	69.1	3	Arunachal Pradesh
17118	28048	36785	12.0	17.2	19.7	41.6	62.4	77.4	4	Assam
29112	18233	14591	13.6	5.1	3.4	44.7	22.2	17.2	5	Bihar
16757	17564	12200	71.8	74.4	66.4	72.4	74.4	66.4	6	Chandigarh
35149	40208	41358	19.8	21.4	21.5	55.9	58.8	54.4	7	Chhattisgarh
1175	1255	2269	54.0	46.4	66.5	91.7	78.0	138.4	8	Dadra & Nagar Haveli
1062	629	...	90.8	54.1	...	241.9	150.8	...	9	Daman & Diu \$
90701	89668	80866	62.3	61.7	56.6	70.6	69.8	66.2	10	Delhi
13071	13851	14601	100.0	100.0	100.0	354.8	379.3	367.1	11	Goa \$
101166	98563	107983	23.4	21.3	20.6	49.6	46.9	41.8	12	Gujarat
37819	36641	29699	20.4	19.4	14.0	45.2	42.3	30.4	13	Haryana
6289	5688	6445	15.0	13.0	14.5	79.1	76.4	82.2	14	Himachal Pradesh
NA	NA	NA	NA	NA	NA	NA	NA	NA	15	Jammu & Kashmir
4709	6911	7313	4.6	5.8	6.1	11.1	13.1	14.8	16	Jharkhand
150415	154526	158603	31.1	30.4	28.7	69.5	68.1	60.1	17	Karnataka
30894	31511	28192	11.9	11.6	11.2	32.5	32.1	32.9	18	Kerala
...	...	0	0.0	0.0	19	Ladakh
298	322	341	94.9	95.8	99.7	20	Lakshadweep
44467	44915	35105	10.5	9.1	6.7	26.6	25.8	18.1	21	Madhya Pradesh
232416	265132	345760	34.8	38.2	42.8	58.4	65.3	69.5	22	Maharashtra
2299	2013	2266	51.4	67.3	101.6	111.7	79.2	177.9	23	Manipur
6370	6023	4566	43.1	32.9	23.8	178.2	149.7	123.2	24	Meghalaya \$
3254	3428	3329	58.9	51.9	49.7	96.4	78.9	74.0	25	Mizoram
238	273	191	28.7	12.0	7.6	49.0	18.6	10.3	26	Nagaland
36407	43191	59296	11.1	12.6	16.3	42.3	46.5	62.1	27	Odisha
9499	9455	10231	74.0	71.3	79.2	93.5	95.0	105.7	28	Puducherry
36448	37607	39621	17.1	17.5	17.2	36.2	37.8	37.2	29	Punjab
58145	62782	77626	13.1	13.9	16.3	41.4	40.2	46.0	30	Rajasthan
1438	1510	1648	42.5	45.6	46.5	70.6	73.3	75.5	31	Sikkim
258259	278887	295539	45.0	44.0	43.0	88.7	88.2	85.6	32	Tamil Nadu
51068	63236	62796	37.4	27.7	30.9	96.9	54.2	65.0	33	Telangana
6481	10258	11160	22.3	33.7	35.3	64.5	101.8	102.7	34	Tripura \$
5318	5876	7305	11.1	8.9	11.7	28.1	20.2	26.1	35	Uttarakhand
46310	61335	109688	5.1	6.5	12.6	14.7	19.9	33.9	36	Uttar Pradesh
63336	77603	99931	12.9	14.1	16.5	28.9	33.7	41.5	37	West Bengal
...		Total
1456023	1571540	1811688	21.1	20.7	22.5	49.6	50.0	53.1		Total MCD Reporting States/UTs

Note: \$: Includes medically certified deaths of rural areas also. The percentages given in columns 13, 14 and 15 for A & N Islands, Daman & Diu, Goa, Meghalaya & Tripura exceed 100 percent due to this reason.

N.A. : Data not available.

TABLE -2 :MEDICALLY CERTIFIED DEATHS IN STATES / UNION TERRITORIES BY SEX AND MAJOR CAUSE GROUPS (BASED UPON TENTH REVISION OF ICD) DURING 2020

Major Group No.	CAUSE OF DEATH	Sex	All States (Total)	Andhra Pradesh	A & N Islands	Arumachal Pradesh	Assam	Bihar	Chandigarh	Chhattisgarh	Delhi	D & N Haveli & Daman & Diu	Goa	Gujarat	Haryana	Himachal Pradesh	Jharkhand	Karnataka	Kerala
			1	2	3	4	5	6	7	8	9	10	11	12	13	14	15	16	17
			I	CERTAIN INFECTIOUS AND PARASITIC DISEASES (A00-B99)	M	80274	2489	61	119	3349	656	490	1952	5936	103	286	6574	2131	269
		F	47659	1826	26	39	1121	413	374	1273	4022	69	178	3903	1250	169	131	4217	290
		T	127933	4315	87	158	4470	1069	864	3225	9958	172	464	10477	3381	438	367	11625	858
II	NEOPLASMS (C00-D48)	M	49957	264	65	79	1750	36	281	578	2259	26	527	1989	867	161	51	7106	2663
		F	35300	211	59	40	330	40	255	484	1678	24	535	1275	544	133	54	5124	1638
		T	85257	475	124	119	2080	76	536	1062	3937	50	1062	3264	1411	294	105	12230	4301
III	DISEASES OF BLOOD & BLOOD FORMING ORGANS & CERTAIN DISORDERS INVOLVING THE IMMUNE MECHANISM (D50-D89)	M	9899	136	22	3	329	33	87	428	379	10	71	1150	75	42	29	1123	141
		F	8316	127	21	2	25	33	94	406	304	8	82	829	88	39	72	968	153
		T	18215	263	43	5	354	66	181	834	683	18	153	1979	163	81	101	2091	294
IV	ENDOCRINE, NUTRITIONAL AND METABOLIC DISEASES (E00-E89)	M	62952	677	154	27	4676	57	191	441	1175	52	843	983	361	155	58	7156	2485
		F	41713	292	96	5	2179	15	167	266	981	19	653	655	251	150	69	4686	1879
		T	104665	969	250	32	6855	72	358	707	2156	71	1496	1638	612	305	127	11842	4364
V	MENTAL AND BEHAVIOURAL DISORDERS (F01-F99)	M	3067	165	14	0	130	34	33	72	25	3	24	139	15	74	3	277	8
		F	1216	100	4	0	71	21	2	19	15	0	13	61	6	6	1	95	4
		T	4283	265	18	0	201	55	35	91	40	3	37	200	21	80	4	372	12
VI	DISEASES OF THE NERVOUS SYSTEM (G00-G98)	M	20968	567	31	0	607	130	188	168	930	13	171	1306	126	107	176	2627	222
		F	11332	368	26	0	172	55	114	138	590	9	89	782	73	64	107	1274	166
		T	32300	935	57	0	779	185	302	306	1520	22	260	2088	199	171	283	3901	388
VII	DISEASES OF THE EYE AND ADNEXA (H00-H59)	M	1748	1443	2	0	0	28	4	7	1	0	0	103	3	1	4	1	0
		F	882	735	0	0	0	17	2	0	0	1	0	48	1	1	3	1	0
		T	2630	2178	2	0	0	45	6	7	1	1	0	151	4	2	7	2	0
VIII	DISEASES OF THE EAR AND MASTOID PROCESS (H60-H95)	M	186	19	0	0	0	4	1	4	0	0	0	80	0	0	0	2	0
		F	96	2	0	0	0	3	1	1	0	0	0	48	0	0	0	0	0
		T	282	21	0	0	0	7	2	5	0	0	0	128	0	0	0	2	0
IX	DISEASES OF THE CIRCULATORY SYSTEM (I00-I99)	M	364803	39677	398	162	10181	3495	2069	8064	8750	619	2698	19294	4280	987	2885	29189	4814
		F	215948	21718	200	58	5298	1970	1057	4520	5203	294	2441	11711	2391	677	1596	16577	3244
		T	580751	61395	598	220	15479	5465	3126	12584	13953	913	5139	31005	6671	1664	4481	45766	8058
X	DISEASES OF THE RESPIRATORY SYSTEM (J00-J98)	M	119766	4769	117	23	1889	202	822	2264	4985	141	649	13459	2046	450	252	11542	1198
		F	61394	2559	53	11	186	143	467	1191	3071	83	546	7201	1071	325	134	5725	501
		T	181160	7328	170	34	2075	345	1289	3455	8056	224	1195	20660	3117	775	386	17267	1699
XI	DISEASES OF THE DIGESTIVE SYSTEM (K00-K92)	M	47316	754	78	70	1347	49	1210	772	3060	92	1016	2535	1021	268	100	5796	1467
		F	14639	252	16	17	499	32	703	231	1118	11	101	986	314	85	104	1432	408
		T	61955	1006	94	87	1846	81	1913	1003	4178	103	1117	3521	1335	353	204	7228	1875
XII	DISEASES OF THE SKIN AND SUBCUTANEOUS TISSUE (L00-L98)	M	2053	204	8	0	0	39	17	21	14	3	20	172	4	2	4	279	29
		F	1297	120	0	0	0	23	10	13	14	0	8	93	4	4	1	129	23
		T	3350	324	8	0	0	62	27	34	28	3	28	265	8	6	5	408	52
XIII	DISEASES OF THE MUSCULOSKELETAL SYSTEM AND CONNECTIVE TISSUE (M00-M99)	M	2065	133	1	0	0	11	31	50	54	2	12	102	24	6	2	61	46
		F	1937	76	0	0	0	7	47	27	46	2	21	88	19	5	3	57	65
		T	4002	209	1	0	0	18	78	77	100	4	33	190	43	11	5	118	111
XIV	DISEASES OF THE GENITOURINARY SYSTEM (N00-N99)	M	37819	1300	93	0	122	2462	390	566	1316	93	367	1640	696	118	117	5209	544
		F	21482	789	41	0	34	1568	281	300	902	48	234	1180	369	91	91	2700	312
		T	59301	2089	134	0	156	4030	671	866	2218	141	601	2820	1065	209	208	7909	856
XV	PREGNANCY, CHILDBIRTH AND THE PUERPERIUM (O00-O99)	F	8356	397	7	1	187	34	58	204	162	3	9	146	35	3	13	253	21
		T	8356	397	7	1	187	34	58	204	162	3	9	146	35	3	13	253	21
XVI	CERTAIN CONDITIONS ORIGINATING IN THE PERINATAL PERIOD (P00-P96)	M	42819	1337	58	37	109	112	508	1761	1260	82	76	2834	188	213	44	4515	293
		F	31669	939	43	10	149	60	323	1559	807	66	47	1993	113	99	17	3213	251
		T	74488	2276	101	47	258	172	831	3320	2067	148	123	4827	301	312	61	7728	544
XVII	CONGENITAL MALFORMATIONS, DEFORMATIONS AND CHROMOSOMAL ABNORMALITIES (Q00-Q99)	M	6156	427	4	0	0	9	230	55	317	10	23	266	3	15	1	990	215
		F	3789	202	0	0	0	6	120	36	160	4	11	166	3	15	1	726	202
		T	9945	629	4	0	0	15	350	91	477	14	34	432	6	30	2	1716	417
XVIII	SYMPTOMS, SIGNS AND ABNORMAL CLINICAL AND LABORATORY FINDINGS N.E.C. (R00-R99)	M	119657	1017	22	300	31	861	431	6012	12912	123	671	10730	6252	394	176	3113	838
		F	71952	688	18	151	21	605	361	3142	7148	154	604	6960	2895	257	123	2288	358
		T	191609	1705	40	451	52	1466	792	9154	20060	277	1275	17690	9147	651	299	5401	1196
XIX	INJURY, POISONING AND CERTAIN OTHER CONSEQUENCES OF EXTERNAL CAUSES (S00-T98)	M	74397	1697	49	4	863	79	193	1243	1736	82	647	1540	706	131	37	5297	681
		F	26191	684	22	2	150	184	62	558	792	18	147	656	275	59	61	1971	317
		T	100588	2381	71	6	1013	263	255	1801	2528	100	794	2196	981	190	98	7268	998
XXII	Codes for Special Purposes (U00-U49)	M	114217	8573	48	0	620	842	350	1820	5764	1	559	3011	803	605	428	11250	1435
		F	46401	3620	14	0	360	223	176	712	2980	1	222	1295	396	265	129	4226	713
		T	160618	12193	62	0	980	1065	526	2532	8744	2	781	4306	1199	870	557	15476	2148
	ALL CAUSES	M	1160119	65648	1225	824	26003	9139	7526	26278	50873	1455	8660	67907	19601	3998	4603	102941	17647
		F	651569	35705	646	336	10782	5452	4674	15080	29993	814	5941	40076	10098	2447	2710	55662	10545
		T	1811688	101353	1871	1160	36785	14591	12200	41358	80866	2269	14601	107983	29699	6445	7313	158603	28192

TABLE -2 :MEDICALLY CERTIFIED DEATHS IN STATES / UNION TERRITORIES BY SEX AND MAJOR CAUSE GROUPS (BASED UPON TENTH REVISION OF ICD) DURING 2020

Lakshadweep	Madhya Pradesh	Maharashtra	Manipur	Meghalaya	Mizoram	Nagaland	Odisha	Puducherry	Punjab	Rajasthan	Sikkim	Tamil Nadu	Telangana	Tripura	Uttarakhand	Uttar Pradesh	West Bengal	Sex	Major Group No.	CAUSE OF DEATH
18	19	20	21	22	23	24	25	26	27	28	29	30	31	32	33	34	35			
0	1293	11852	107	198	309	12	2378	830	2592	3897	90	8717	2623	730	373	4956	6690	M	I	CERTAIN INFECTIOUS AND PARASITIC DISEASES (A00-B99)
0	618	6550	53	121	188	8	1425	395	1545	2352	54	4828	1679	485	260	3076	4721	F		
0	1911	18402	160	319	497	20	3803	1225	4137	6249	144	13545	4302	1215	633	8032	11411	T		
10	180	12562	47	289	267	12	1122	229	986	1044	67	4199	7551	390	182	1332	786	M	II	NEOPLASMS (C00-D48)
7	102	9815	41	172	158	6	936	145	593	860	58	3645	4443	248	115	926	606	F		
17	282	22377	88	461	425	18	2058	374	1579	1904	125	7844	11994	638	297	2258	1392	T		
0	348	2188	19	8	12	8	837	20	185	364	7	429	72	119	54	813	358	M	III	DISEASES OF BLOOD & BLOOD FORMING ORGANS & CERTAIN DISORDERS INVOLVING THE IMMUNE MECHANISM (D50-D89)
0	288	1697	17	21	15	4	905	26	46	349	12	453	61	109	65	649	348	F		
0	636	3885	36	29	27	12	1742	46	231	713	19	882	133	228	119	1462	706	T		
25	986	23271	88	73	48	9	1835	237	1598	798	62	10944	125	291	252	1139	1680	M	IV	ENDOCRINE, NUTRITIONAL AND METABOLIC DISEASES (E00-E89)
24	538	15539	78	58	28	5	1045	191	1096	594	57	7702	86	156	195	751	1207	F		
49	1524	38810	166	131	76	14	2880	428	2694	1392	119	18646	211	447	447	1890	2887	T		
0	2	902	2	5	5	0	465	18	14	77	7	267	71	25	18	112	61	M	V	MENTAL AND BEHAVIOURAL DISORDERS (F01-F99)
0	1	269	0	2	0	0	223	1	7	22	1	107	32	17	2	83	31	F		
0	3	1171	2	7	5	0	688	19	21	99	8	374	103	42	20	195	92	T		
0	276	5358	21	71	31	14	1050	25	1669	733	23	1852	206	85	107	968	1110	M	VI	DISEASES OF THE NERVOUS SYSTEM (G00-G98)
0	121	2518	17	46	25	9	620	18	845	462	10	1085	142	46	71	578	692	F		
0	397	7876	38	117	56	23	1670	43	2514	1195	33	2937	348	131	178	1546	1802	T		
0	0	4	0	0	1	0	2	0	2	15	0	38	30	5	0	30	24	M	VII	DISEASES OF THE EYE AND ADNEXA (H00-H59)
0	0	6	0	0	0	0	1	0	0	10	0	21	10	4	0	7	14	F		
0	0	10	0	0	1	0	3	0	2	25	0	59	40	9	0	37	38	T		
0	1	13	0	0	0	0	2	0	0	12	0	25	3	0	1	13	6	M	VIII	DISEASES OF THE EAR AND MASTOID PROCESS (H60-H95)
0	0	3	0	0	0	0	1	0	0	3	0	28	1	0	0	4	1	F		
0	1	16	0	0	0	0	3	0	0	15	0	53	4	0	1	17	7	T		
109	6484	61064	264	467	399	18	7832	1585	7460	8672	291	86113	15509	2679	983	9443	17869	M	IX	DISEASES OF THE CIRCULATORY SYSTEM (I00-I99)
88	3153	28586	114	299	183	11	4855	1046	6870	4847	151	57340	8696	1697	639	5374	13044	F		
197	9637	89650	378	766	582	29	12687	2631	14330	13519	442	143453	24205	4376	1622	14817	30913	T		
25	1878	15380	133	274	274	11	4932	377	1292	11756	50	18438	1439	638	739	6804	10518	M	X	DISEASES OF THE RESPIRATORY SYSTEM (J00-J98)
18	662	8588	60	175	196	8	2334	190	1132	5369	64	9440	712	341	487	3816	4535	F		
43	2540	23968	193	449	470	19	7266	567	2424	17125	114	27878	2151	979	1226	10620	15053	T		
3	162	11120	219	315	434	9	2081	310	1238	2255	172	4154	258	312	274	1851	2514	M	XI	DISEASES OF THE DIGESTIVE SYSTEM (K00-K92)
5	20	2351	45	77	124	6	601	37	443	728	86	1551	48	88	144	1067	909	F		
8	182	13471	264	392	558	15	2682	347	1681	2983	258	5705	306	400	418	2918	3423	T		
0	7	562	0	5	2	0	94	1	7	101	2	131	120	14	6	115	70	M	XII	DISEASES OF THE SKIN AND SUBCUTANEOUS TISSUE (L00-L98)
0	1	362	1	1	0	0	65	0	2	81	4	95	73	14	8	93	55	F		
0	8	924	1	6	2	0	159	1	9	182	6	226	193	28	14	208	125	T		
0	0	661	2	5	0	0	41	6	6	52	1	95	467	15	10	69	100	M	XIII	DISEASES OF THE MUSCULOSKELETAL SYSTEM AND CONNECTIVE TISSUE (M00-M99)
0	1	824	5	15	8	0	68	2	6	42	5	78	281	13	11	41	74	F		
0	1	1485	7	20	8	0	109	8	12	94	6	173	748	28	21	110	174	T		
10	128	4692	56	109	89	7	2956	358	615	1027	46	5436	684	529	293	2060	3691	M	XIV	DISEASES OF THE GENITOURINARY SYSTEM (N00-N99)
11	64	2543	23	87	59	4	1280	353	320	606	56	3013	314	279	212	1206	2112	F		
21	192	7235	79	196	148	11	4236	711	935	1633	102	8449	998	808	505	3266	5803	T		
4	302	466	3	47	8	0	215	15	383	402	6	117	193	55	19	3514	1074	F	XV	PREGNANCY, CHILDBIRTH AND THE PUERPERIUM (O00-O99)
4	302	466	3	47	8	0	215	15	383	402	6	117	193	55	19	3514	1074	T		
0	2971	5157	49	402	76	1	4655	157	487	6837	29	3379	776	258	178	1239	2741	M	XVI	CERTAIN CONDITIONS ORIGINATING IN THE PERINATAL PERIOD (P00-P96)
0	1729	3091	19	280	64	1	3050	123	367	5588	30	2338	540	182	110	826	3642	F		
0	4700	8248	68	682	140	2	7705	280	854	12425	59	5717	1316	440	288	2065	6383	T		
0	0	1115	0	9	17	0	123	21	26	395	11	808	403	15	9	56	583	M	XVII	CONGENITAL MALFORMATIONS, DEFORMATIONS AND CHROMOSOMAL ABNORMALITIES (Q00-Q99)
0	0	739	2	8	8	0	71	14	13	237	3	504	149	13	8	46	322	F		
0	0	1854	2	17	25	0	194	35	39	632	14	1312	552	28	17	102	905	T		
0	7169	20306	261	252	116	0	4423	1162	1247	4318	9	23661	2133	276	219	4078	6144	M	XVIII	SYMPTOMS, SIGNS AND ABNORMAL CLINICAL AND LABORATORY FINDINGS N.E.C. (R00-R99)
0	3580	10321	92	195	70	0	2466	973	719	2889	2	17871	929	253	164	2231	3424	F		
0	10749	30627	353	447	186	0	6889	2135	1966	7207	11	41532	3062	529	383	6309	9568	T		
2	828	13037	63	304	80	10	1720	383	664	3923	79	5738	4698	346	109	25210	2218	M	XIX	INJURY, POISONING AND CERTAIN OTHER CONSEQUENCES OF EXTERNAL CAUSES (S00-T98)
0	387	1036	10	90	27	8	1156	155	430	1541	21	2561	2183	168	56	8623	1781	F		
2	1215	14073	73	394	107	18	2876	538	1094	5464	100	8299	6881	514	165	33833	3999	T		
0	624	44811	251	54	7	8	1084	540	3097	3048	56	6194	3501	203	642	11053	2935	M	XXII	Codes for Special Purposes (U00-U49)
0	201	16401	104	32	1	2	347	288	1619	1320	26	2144	1555	62	290	5436	1241	F		
0	825	61212	355	86	8	10	1431	828	4716	4368	82	8338	5056	265	932	16489	4176	T		
184	23337	234055	1582	2840	2167	119	37632	6259	23185	49324	1002	180618	40669	6930	4449	71341	60098	M		
157	11768	111705	684	1726	1162	72	21664	3972	16436	28302	646	114921	22127	4230	2856	38347	39833	F		
341	35105	345760	2266	4566	3329	191	59296	10231	39621	77626	1648	295539	62796	11160	7305	109688	99931	T		ALL CAUSES

TABLE 3 : PERCENTAGE DISTRIBUTION OF MEDICALLY CERTIFIED DEATHS IN STATES / UNION TERRITORIES BY SEX AND MAJOR CAUSE GROUPS (BASED UPON TENTH REVISION OF ICD) DURING 2020

Major Group No.	CAUSE OF DEATH	Sex	All States (Total)	Andhra Pradesh	A & N Islands	Arunachal Pradesh	Assam	Bihar	Chandigarh	Chhattisgarh	Delhi	D & N Haveli and Daman & Diu	Goa	Gujarat	Haryana	Himachal Pradesh	Jharkhand	Karnataka	Kerala
			1	2	3	4	5	6	7	8	9	10	11	12	13	14	15	16	17
I	CERTAIN INFECTIOUS AND PARASITIC DISEASES (A00-B99)	M	6.9	3.8	5.0	14.4	12.9	7.2	6.5	7.4	11.7	7.1	3.3	9.7	10.9	6.7	5.1	7.2	3.2
		F	7.3	5.1	4.0	11.6	10.4	7.6	8.0	8.4	13.4	8.5	3.0	9.7	12.4	6.9	4.8	7.6	2.8
		T	7.1	4.3	4.6	13.6	12.2	7.3	7.1	7.8	12.3	7.6	3.2	9.7	11.4	6.8	5.0	7.3	3.0
II	NEOPLASMS (C00-D48)	M	4.3	0.4	5.3	9.6	6.7	0.4	3.7	2.2	4.4	1.8	6.1	2.9	4.4	4.0	1.1	6.9	15.1
		F	5.4	0.6	9.1	11.9	3.1	0.7	5.5	3.2	5.6	2.9	9.0	3.2	5.4	5.4	2.0	9.2	15.5
		T	4.7	0.5	6.6	10.3	5.7	0.5	4.4	2.6	4.9	2.2	7.3	3.0	4.8	4.6	1.4	7.7	15.3
III	DISEASES OF BLOOD & BLOOD FORMING ORGANS & CERTAIN DISORDERS INVOLVING THE IMMUNE MECHANISM (D50-D89)	M	0.9	0.2	1.8	0.4	1.3	0.4	1.2	1.6	0.7	0.7	0.8	1.7	0.4	1.1	0.6	1.1	0.8
		F	1.3	0.4	3.3	0.6	0.2	0.6	2.0	2.7	1.0	1.0	1.4	2.1	0.9	1.6	2.7	1.7	1.5
		T	1.0	0.3	2.3	0.4	1.0	0.5	1.5	2.0	0.8	0.8	1.0	1.8	0.5	1.3	1.4	1.3	1.0
IV	ENDOCRINE, NUTRITIONAL AND METABOLIC DISEASES (E00-E89)	M	5.4	1.0	12.6	3.3	18.0	0.6	2.5	1.7	2.3	3.6	9.7	1.4	1.8	3.9	1.3	7.0	14.1
		F	6.4	0.8	14.9	1.5	20.2	0.3	3.6	1.8	3.3	2.3	11.0	1.6	2.5	6.1	2.5	8.4	17.8
		T	5.8	1.0	13.4	2.8	18.6	0.5	2.9	1.7	2.7	3.1	10.2	1.5	2.1	4.7	1.7	7.5	15.5
V	MENTAL AND BEHAVIOURAL DISORDERS (F01-F99)	M	0.3	0.3	1.1	0.0	0.5	0.4	0.4	0.3	0.0	0.2	0.3	0.2	0.1	1.9	0.1	0.3	0.0
		F	0.2	0.3	0.6	0.0	0.7	0.4	0.0	0.1	0.1	0.0	0.2	0.2	0.1	0.2	0.0	0.2	0.0
		T	0.2	0.3	1.0	0.0	0.5	0.4	0.3	0.2	0.0	0.1	0.3	0.2	0.1	1.2	0.1	0.2	0.0
VI	DISEASES OF THE NERVOUS SYSTEM (G00-G98)	M	1.8	0.9	2.5	0.0	2.3	1.4	2.5	0.6	1.8	0.9	2.0	1.9	0.6	2.7	3.8	2.6	1.3
		F	1.7	1.0	4.0	0.0	1.6	1.0	2.4	0.9	2.0	1.1	1.5	2.0	0.7	2.6	3.9	2.3	1.6
		T	1.8	0.9	3.0	0.0	2.1	1.3	2.5	0.7	1.9	1.0	1.8	1.9	0.7	2.7	3.9	2.5	1.4
VII	DISEASES OF THE EYE AND ADNEXA (H00-H59)	M	0.2	2.2	0.2	0.0	0.0	0.3	0.1	0.0	0.0	0.0	0.0	0.2	0.0	0.0	0.1	0.0	0.0
		F	0.1	2.1	0.0	0.0	0.0	0.3	0.0	0.0	0.0	0.1	0.0	0.1	0.0	0.0	0.1	0.0	0.0
		T	0.1	2.1	0.1	0.0	0.0	0.3	0.0	0.0	0.0	0.0	0.0	0.1	0.0	0.0	0.1	0.0	0.0
VIII	DISEASES OF THE EAR AND MASTOID PROCESS (H60-H95)	M	0.0	0.0	0.0	0.0	0.0	0.0	0.0	0.0	0.0	0.0	0.0	0.1	0.0	0.0	0.0	0.0	0.0
		F	0.0	0.0	0.0	0.0	0.0	0.1	0.0	0.0	0.0	0.0	0.0	0.1	0.0	0.0	0.0	0.0	0.0
		T	0.0	0.0	0.0	0.0	0.0	0.0	0.0	0.0	0.0	0.0	0.0	0.1	0.0	0.0	0.0	0.0	0.0
IX	DISEASES OF THE CIRCULATORY SYSTEM (I00-I99)	M	31.4	60.4	32.5	19.7	39.2	38.2	27.5	30.7	17.2	42.5	31.2	28.4	21.8	24.7	62.7	28.4	27.3
		F	33.1	60.8	31.0	17.3	49.1	36.1	22.6	30.0	17.3	36.1	41.1	29.2	23.7	27.7	58.9	29.8	30.8
		T	32.1	60.6	32.0	19.0	42.1	37.5	25.6	30.4	17.3	40.2	35.2	28.7	22.5	25.8	61.3	28.9	28.6
X	DISEASES OF THE RESPIRATORY SYSTEM (J00-J98)	M	10.3	7.3	9.6	2.8	7.3	2.2	10.9	8.6	9.8	9.7	7.5	19.8	10.4	11.3	5.5	11.2	6.8
		F	9.4	7.2	8.2	3.3	1.7	2.6	10.0	7.9	10.2	10.2	9.2	18.0	10.6	13.3	4.9	10.3	4.8
		T	10.0	7.2	9.1	2.9	5.6	2.4	10.6	8.4	10.0	9.9	8.2	19.1	10.5	12.0	5.3	10.9	6.0
XI	DISEASES OF THE DIGESTIVE SYSTEM (K00-K92)	M	4.1	1.1	6.4	8.5	5.2	0.5	16.1	2.9	6.0	6.3	11.7	3.7	5.2	6.7	2.2	5.6	8.3
		F	2.2	0.7	2.5	5.1	4.6	0.6	15.0	1.5	3.7	1.4	1.7	2.5	3.1	3.5	3.8	2.6	3.9
		T	3.4	1.0	5.0	7.5	5.0	0.6	15.7	2.4	5.2	4.5	7.7	3.3	4.5	5.5	2.8	4.6	6.7
XII	DISEASES OF THE SKIN AND SUBCUTANEOUS TISSUE (L00-L98)	M	0.2	0.3	0.7	0.0	0.0	0.4	0.2	0.1	0.0	0.2	0.2	0.3	0.0	0.1	0.1	0.3	0.2
		F	0.2	0.3	0.0	0.0	0.0	0.4	0.2	0.1	0.0	0.0	0.1	0.2	0.0	0.2	0.0	0.2	0.2
		T	0.2	0.3	0.4	0.0	0.0	0.4	0.2	0.1	0.0	0.1	0.2	0.2	0.0	0.1	0.1	0.3	0.2
XIII	DISEASES OF THE MUSCULOSKELETAL SYSTEM AND CONNECTIVE TISSUE (M00-M99)	M	0.2	0.2	0.1	0.0	0.0	0.1	0.4	0.2	0.1	0.1	0.1	0.2	0.1	0.2	0.0	0.1	0.3
		F	0.3	0.2	0.0	0.0	0.0	0.1	1.0	0.2	0.2	0.2	0.4	0.2	0.2	0.2	0.1	0.1	0.6
		T	0.2	0.2	0.1	0.0	0.0	0.1	0.6	0.2	0.1	0.2	0.2	0.2	0.1	0.2	0.1	0.1	0.4
XIV	DISEASES OF THE GENITOURINARY SYSTEM (N00-N99)	M	3.3	2.0	7.6	0.0	0.5	26.9	5.2	2.2	2.6	6.4	4.2	2.4	3.6	3.0	2.5	5.1	3.1
		F	3.3	2.2	6.3	0.0	0.3	28.8	6.0	2.0	3.0	5.9	3.9	2.9	3.7	3.7	3.4	4.9	3.0
		T	3.3	2.1	7.2	0.0	0.4	27.6	5.5	2.1	2.7	6.2	4.1	2.6	3.6	3.2	2.8	5.0	3.0
XV	PREGNANCY, CHILDBIRTH AND THE PUERPERIUM (O00-O99)	F	1.3	1.1	1.1	0.3	1.7	0.6	1.2	1.4	0.5	0.4	0.2	0.4	0.3	0.1	0.5	0.5	0.2
		T	0.5	0.4	0.4	0.1	0.5	0.2	0.5	0.5	0.2	0.1	0.1	0.1	0.1	0.0	0.2	0.2	0.1
XVI	CERTAIN CONDITIONS ORIGINATING IN THE PERINATAL PERIOD (P00-P96)	M	3.7	2.0	4.7	4.5	0.4	1.2	6.7	6.7	2.5	5.6	0.9	4.2	1.0	5.3	1.0	4.4	1.7
		F	4.9	2.6	6.7	3.0	1.4	1.1	6.9	10.3	2.7	8.1	0.8	5.0	1.1	4.0	0.6	5.8	2.4
		T	4.1	2.2	5.4	4.1	0.7	1.2	6.8	8.0	2.6	6.5	0.8	4.5	1.0	4.8	0.8	4.9	1.9
XVII	CONGENITAL MALFORMATIONS, DEFORMATIONS AND CHROMOSOMAL ABNORMALITIES (Q00-Q99)	M	0.5	0.7	0.3	0.0	0.0	0.1	3.1	0.2	0.6	0.7	0.3	0.4	0.0	0.4	0.0	1.0	1.2
		F	0.6	0.6	0.0	0.0	0.0	0.1	2.6	0.2	0.5	0.5	0.2	0.4	0.0	0.6	0.0	1.3	1.9
		T	0.5	0.6	0.2	0.0	0.0	0.1	2.9	0.2	0.6	0.6	0.2	0.4	0.0	0.5	0.0	1.1	1.5
XVIII	SYMPTOMS, SIGNS AND ABNORMAL CLINICAL AND LABORATORY FINDINGS N.E.C. (R00-R99)	M	10.3	1.5	1.8	36.4	0.1	9.4	5.7	22.9	25.4	8.5	7.7	15.8	31.9	9.9	3.8	3.0	4.7
		F	11.0	1.9	2.8	44.9	0.2	11.1	7.7	20.8	23.8	18.9	10.2	17.4	28.7	10.5	4.5	4.1	3.4
		T	10.6	1.7	2.1	38.9	0.1	10.0	6.5	22.1	24.8	12.2	8.7	16.4	30.8	10.1	4.1	3.4	4.2
XIX	INJURY, POISONING AND CERTAIN OTHER CONSEQUENCES OF EXTERNAL CAUSES (S00-T98)	M	6.4	2.6	4.0	0.5	3.3	0.9	2.6	4.7	3.4	5.6	7.5	2.3	3.6	3.3	0.8	5.1	3.9
		F	4.0	1.9	3.4	0.6	1.4	3.4	1.3	3.7	2.6	2.2	2.5	1.6	2.7	2.4	2.3	3.5	3.0
		T	5.6	2.3	3.8	0.5	2.8	1.8	2.1	4.4	3.1	4.4	5.4	2.0	3.3	2.9	1.3	4.6	3.5
XXII	Codes for Special Purposes (U00-U49)	M	9.8	13.1	3.9	0.0	2.4	9.2	4.7	6.9	11.3	0.1	6.5	4.4	4.1	15.1	9.3	10.9	8.1
		F	7.1	10.1	2.2	0.0	3.3	4.1	3.8	4.7	9.9	0.1	3.7	3.2	3.9	10.8	4.8	7.6	6.8
		T	8.9	12.0	3.3	0.0	2.7	7.3	4.3	6.1	10.8	0.1	5.3	4.0	4.0	13.5	7.6	9.8	7.6
ALL CAUSES	M	100.0	100.0	100.0	100.0	100.0	100.0	100.0	100.0	100.0	100.0	100.0	100.0	100.0	100.0	100.0	100.0	100.0	
	F	100.0	100.0	100.0	100.0	100.0	100.0	100.0	100.0	100.0	100.0	100.0	100.0	100.0	100.0	100.0	100.0	100.0	
	T	100.0	100.0	100.0	100.0	100.0	100.0	100.0	100.0	100.0	100.0	100.0	100.0	100.0	100.0	100.0	100.0	100.0	

TABLE 3 : PERCENTAGE DISTRIBUTION OF MEDICALLY CERTIFIED DEATHS IN STATES / UNION TERRITORIES BY SEX AND MAJOR CAUSE GROUPS (BASED UPON TENTH REVISION OF ICD) DURING 2020

Lakshadweep	Madhya Pradesh	Maharashtra	Manipur	Meghalaya	Mizoram	Nagaland	Odisha	Puducherry	Punjab	Rajasthan	Sikkim	Tamil Nadu	Telangana	Tripura	Uttarakhand	Uttar Pradesh	West Bengal	Sex	Major Group No.	CAUSE OF DEATH
18	19	20	21	22	23	24	25	26	27	28	29	30	31	32	33	34	35			
0.0	5.5	5.1	6.8	7.0	14.3	10.1	6.3	13.3	11.2	7.9	9.0	4.8	6.4	10.5	8.4	6.9	11.1	M	I	CERTAIN INFECTIOUS AND PARASITIC DISEASES (A00-B99)
0.0	5.3	5.9	7.7	7.0	16.2	11.1	6.6	9.9	9.4	8.3	8.4	4.2	7.6	11.5	9.1	8.0	11.9	F		
0.0	0.4	5.3	7.1	7.0	14.9	10.5	6.4	12.0	10.4	8.1	8.7	4.6	6.9	10.9	8.7	7.3	11.4	T		
5.4	0.8	5.4	3.0	10.2	12.3	10.1	3.0	3.7	4.3	2.1	6.7	2.3	18.6	5.6	4.1	1.9	1.3	M	II	NEOPLASMS (C00-D48)
4.5	0.9	8.8	6.0	10.0	13.6	8.3	4.3	3.7	3.6	3.0	9.0	3.2	20.1	5.9	4.0	2.4	1.5	F		
5.0	0.8	6.5	3.9	10.1	12.8	9.4	3.5	3.7	4.0	2.5	7.6	2.7	19.1	5.7	4.1	2.1	1.4	T		
0.0	1.5	0.9	1.2	0.3	0.6	6.7	2.2	0.3	0.8	0.7	0.7	0.2	0.2	1.7	1.2	1.1	0.6	M	III	DISEASES OF BLOOD & BLOOD FORMING ORGANS & CERTAIN DISORDERS INVOLVING THE IMMUNE MECHANISM (D50-D89)
0.0	2.4	1.5	2.5	1.2	1.3	5.6	4.2	0.7	0.3	1.2	1.9	0.4	0.3	2.6	2.3	1.7	0.9	F		
0.0	1.8	1.1	1.6	0.6	0.8	6.3	2.9	0.4	0.6	0.9	1.2	0.3	0.2	2.0	1.6	1.3	0.7	T		
13.6	4.2	9.9	5.6	2.6	2.2	7.6	4.9	3.8	6.9	1.6	6.2	6.1	0.3	4.2	5.7	1.6	2.8	M	IV	ENDOCRINE, NUTRITIONAL AND METABOLIC DISEASES (E00-E89)
15.3	4.6	13.9	11.4	3.4	2.4	6.9	4.8	4.8	6.7	2.1	8.8	6.7	0.4	3.7	6.8	2.0	3.0	F		
14.4	4.3	11.2	7.3	2.9	2.3	7.3	4.9	4.2	6.8	1.8	7.2	6.3	0.3	4.0	6.1	1.7	2.9	T		
0.0	0.0	0.4	0.1	0.2	0.2	0.0	1.2	0.3	0.1	0.2	0.7	0.1	0.2	0.4	0.4	0.2	0.1	M	V	MENTAL AND BEHAVIOURAL DISORDERS (F01-F99)
0.0	0.0	0.2	0.0	0.1	0.0	0.0	1.0	0.0	0.0	0.1	0.2	0.1	0.1	0.4	0.1	0.2	0.1	F		
0.0	0.0	0.3	0.1	0.2	0.2	0.0	1.2	0.2	0.1	0.1	0.5	0.1	0.2	0.4	0.3	0.2	0.1	T		
0.0	1.2	2.3	1.3	2.5	1.4	11.8	2.8	0.4	7.2	1.5	2.3	1.0	0.5	1.2	2.4	1.4	1.8	M	VI	DISEASES OF THE NERVOUS SYSTEM (G00-G98)
0.0	1.0	2.3	2.5	2.7	2.2	12.5	2.9	0.5	5.1	1.6	1.5	0.9	0.6	1.1	2.5	1.5	1.7	F		
0.0	1.1	2.3	1.7	2.6	1.7	12.0	2.8	0.4	6.3	1.5	2.0	1.0	0.6	1.2	2.4	1.4	1.8	T		
0.0	0.0	0.0	0.0	0.0	0.0	0.0	0.0	0.0	0.0	0.0	0.0	0.0	0.1	0.1	0.0	0.0	0.0	M	VII	DISEASES OF THE EYE AND ADNEXA (H00-H59)
0.0	0.0	0.0	0.0	0.0	0.0	0.0	0.0	0.0	0.0	0.0	0.0	0.0	0.0	0.1	0.1	0.0	0.0	F		
0.0	0.0	0.0	0.0	0.0	0.0	0.0	0.0	0.0	0.0	0.0	0.0	0.0	0.1	0.1	0.0	0.0	0.0	T		
0.0	0.0	0.0	0.0	0.0	0.0	0.0	0.0	0.0	0.0	0.0	0.0	0.0	0.0	0.0	0.0	0.0	0.0	M	VIII	DISEASES OF THE EAR AND MASTOID PROCESS (H60-H95)
0.0	0.0	0.0	0.0	0.0	0.0	0.0	0.0	0.0	0.0	0.0	0.0	0.0	0.0	0.0	0.0	0.0	0.0	F		
0.0	0.0	0.0	0.0	0.0	0.0	0.0	0.0	0.0	0.0	0.0	0.0	0.0	0.0	0.0	0.0	0.0	0.0	T		
59.2	27.8	26.1	16.7	16.4	18.4	15.1	20.8	25.3	32.2	17.6	29.0	47.7	38.1	38.7	22.1	13.2	29.7	M	IX	DISEASES OF THE CIRCULATORY SYSTEM (I00-I99)
56.1	26.8	25.6	16.7	17.3	15.7	15.3	22.4	26.3	41.8	17.1	23.4	49.9	39.3	40.1	22.4	14.0	32.7	F		
57.8	27.5	25.9	16.7	16.8	17.5	15.2	21.4	25.7	36.2	17.4	26.8	48.5	38.5	39.2	22.2	13.5	30.9	T		
13.6	8.0	6.6	8.4	9.6	12.6	9.2	13.1	6.0	5.6	23.8	5.0	10.2	3.5	9.2	16.6	9.5	17.5	M	X	DISEASES OF THE RESPIRATORY SYSTEM (J00-J98)
11.5	5.6	7.7	8.8	10.1	16.9	11.1	10.8	4.8	6.9	19.0	9.9	8.2	3.2	8.1	17.1	10.0	11.4	F		
12.6	7.2	6.9	8.5	9.8	14.1	9.9	12.3	5.5	6.1	22.1	6.9	9.4	3.4	8.8	16.8	9.7	15.1	T		
1.6	0.7	4.8	13.8	11.1	20.0	7.6	5.5	5.0	5.3	4.6	17.2	2.3	0.6	4.5	6.2	2.6	4.2	M	XI	DISEASES OF THE DIGESTIVE SYSTEM (K00-K92)
3.2	0.2	2.1	6.6	4.5	10.7	8.3	2.8	0.9	2.7	2.6	13.3	1.3	0.2	2.1	5.0	2.8	2.3	F		
2.3	0.5	3.9	11.7	8.6	16.8	7.9	4.5	3.4	4.2	3.8	15.7	1.9	0.5	3.6	5.7	2.7	3.4	T		
0.0	0.0	0.2	0.0	0.2	0.1	0.0	0.2	0.0	0.0	0.2	0.2	0.1	0.3	0.2	0.1	0.2	0.1	M	XII	DISEASES OF THE SKIN AND SUBCUTANEOUS TISSUE (L00-L98)
0.0	0.0	0.3	0.1	0.1	0.0	0.0	0.3	0.0	0.0	0.3	0.6	0.1	0.3	0.3	0.3	0.2	0.1	F		
0.0	0.0	0.3	0.0	0.1	0.1	0.0	0.3	0.0	0.0	0.2	0.4	0.1	0.3	0.3	0.2	0.2	0.1	T		
0.0	0.0	0.3	0.1	0.2	0.0	0.0	0.1	0.1	0.0	0.1	0.1	0.1	1.1	0.2	0.2	0.1	0.2	M	XIII	DISEASES OF THE MUSCULOSKELETAL SYSTEM AND CONNECTIVE TISSUE (M00-M99)
0.0	0.0	0.7	0.7	0.9	0.7	0.0	0.3	0.1	0.0	0.1	0.8	0.1	1.3	0.3	0.4	0.1	0.2	F		
0.0	0.0	0.4	0.3	0.4	0.2	0.0	0.2	0.1	0.0	0.1	0.4	0.1	1.2	0.3	0.3	0.1	0.2	T		
5.4	0.5	2.0	3.5	3.8	4.1	5.9	7.9	5.7	2.7	2.1	4.6	3.0	1.7	7.6	6.6	2.9	6.1	M	XIV	DISEASES OF THE GENITOURINARY SYSTEM (N00-N99)
7.0	0.5	2.3	3.4	5.0	5.1	5.6	5.9	8.9	1.9	2.1	8.7	2.6	1.4	6.6	7.4	3.1	5.3	F		
6.2	0.5	2.1	3.5	4.3	4.4	5.8	7.1	6.9	2.4	2.1	6.2	2.9	1.6	7.2	6.9	3.0	5.8	T		
2.5	2.6	0.4	0.4	2.7	0.7	0.0	1.0	0.4	2.3	1.4	0.9	0.1	0.9	1.3	0.7	9.2	2.7	F	XV	PREGNANCY, CHILDBIRTH AND THE PUERPERIUM (O00-O99)
1.2	0.9	0.1	0.1	1.0	0.2	0.0	0.4	0.1	1.0	0.5	0.4	0.0	0.3	0.5	0.3	3.2	1.1	T		
0.0	12.7	2.2	3.1	14.2	3.5	0.8	12.4	2.5	2.1	13.9	2.9	1.9	1.9	3.7	4.0	1.7	4.6	M	XVI	CERTAIN CONDITIONS ORIGINATING IN THE PERINATAL PERIOD (P00-P96)
0.0	14.7	2.8	2.8	16.2	5.5	1.4	14.1	3.1	2.2	19.7	4.6	2.0	2.4	4.3	3.9	2.2	9.1	F		
0.0	13.4	2.4	3.0	14.9	4.2	1.0	13.0	2.7	2.2	16.0	3.6	1.9	2.1	3.9	3.9	1.9	6.4	T		
0.0	0.0	0.5	0.0	0.3	0.8	0.0	0.3	0.3	0.1	0.8	1.1	0.4	1.0	0.2	0.2	0.1	1.0	M	XVII	CONGENITAL MALFORMATIONS, DEFORMATIONS AND CHROMOSOMAL ABNORMALITIES (Q00-Q99)
0.0	0.0	0.7	0.3	0.5	0.7	0.0	0.3	0.4	0.1	0.8	0.5	0.4	0.7	0.3	0.3	0.1	0.8	F		
0.0	0.0	0.5	0.1	0.4	0.8	0.0	0.3	0.3	0.1	0.8	0.8	0.4	0.9	0.3	0.2	0.1	0.9	T		
0.0	30.7	8.7	16.5	8.9	5.4	0.0	11.8	18.6	5.4	8.8	0.9	13.1	5.2	4.0	4.9	5.7	10.2	M	XVIII	SYMPTOMS, SIGNS AND ABNORMAL CLINICAL AND LABORATORY FINDINGS N.E.C. (R00-R99)
0.0	30.4	9.2	13.5	11.3	6.0	0.0	11.4	24.5	4.4	10.2	0.3	15.6	4.2	6.0	5.7	5.8	8.6	F		
0.0	30.6	8.9	15.6	9.8	5.6	0.0	11.6	20.9	5.0	9.3	0.7	14.1	4.9	4.7	5.2	5.8	9.6	T		
1.1	3.5	5.6	4.0	10.7	3.7	8.4	4.6	6.1	2.9	8.0	7.9	3.2	11.6	5.0	2.4	35.3	3.7	M	XIX	INJURY, POISONING AND CERTAIN OTHER CONSEQUENCES OF EXTERNAL CAUSES (S00-T98)
0.0	3.3	0.9	1.5	5.2	2.3	11.1	5.3	3.9	2.6	5.4	3.3	2.2	9.9	4.0	2.0	22.5	4.5	F		
0.6	3.5	4.1	3.2	8.6	3.2	9.4	4.9	5.3	2.8	7.0	6.1	2.8	11.0	4.6	2.3	30.8	4.0	T		
0.0	2.7	19.1	15.9	1.9	0.3	6.7	2.9	8.6	13.4	6.2	5.6	3.4	8.6	2.9	14.4	15.5	4.9	M	XXII	Codes for Special Purposes (U00-U49)
0.0	1.7	14.7	15.2	1.9	0.1	2.8	1.6	7.3	9.9	4.7	4.0	1.9	7.0	1.5	10.2	14.2	3.1	F		
0.0	2.4	17.7	15.7	1.9	0.2	5.2	2.4	8.1	11.9	5.6	5.0	2.8	8.1	2.4	12.8	15.0	4.2	T		
100.0	100.0	100.0	100.0	100.0	100.0	100.0	100.0	100.0	100.0	100.0	100.0	100.0	100.0	100.0	100.0	100.0	100.0	M		ALL CAUSES
100.0	100.0	100.0	100.0	100.0	100.0	100.0	100.0	100.0	100.0	100.0	100.0	100.0	100.0	100.0	100.0	100.0	100.0	F		
100.0	100.0	100.0	100.0	100.0	100.0	100.0	100.0	100.0	100.0	100.0	100.0	100.0	100.0	100.0	100.0	100.0	100.0	T		

TABLE 4 - MEDICALLY CERTIFIED DEATHS BY SEX IN STATES / UNION TERRITORIES ACCORDING TO NATIONAL LIST (BASED UPON TENTH REVISION OF ICD) DURING 2020

Major Group No.	CAUSE OF DEATH	Sex	All States (Total)																
			All States (Total)	Andhra Pradesh	A & N Islands	Assam	Bihar	Chandigarh	Chhattisgarh	Delhi	D & N Haveli & Daman & Diu	Goa	Gujarat	Haryana	Himachal Pradesh	Jharkhand	Karnataka	Kerala	
			1	2	3	4	5	6	7	8	9	10	11	12	13	14	15	16	17
I.	CERTAIN INFECTIOUS AND PARASITIC DISEASES (A00-B99)		M 80274	2489	61	119	3349	656	490	1952	5936	103	286	6574	2131	269	236	7408	568
		F	47659	1826	26	39	1121	413	374	1273	4022	69	178	3903	1250	169	131	4217	290
		T	127933	4315	87	158	4470	1069	864	3225	9958	172	464	10477	3381	438	367	11625	858
1	Intestinal infectious diseases (A00-A09)		M 4415	21	1	45	320	3	22	173	97	0	11	50	1	7	52	423	15
		F	3159	23	0	23	170	2	22	106	65	0	5	58	0	10	52	377	17
		T	7574	44	1	68	490	5	44	279	162	0	16	108	1	17	104	800	32
	1 Cholera (A00)	M	549	0	0	14	0	0	0	32	9	0	0	1	0	3	0	3	0
		F	371	0	0	5	0	1	0	16	7	0	0	0	0	5	0	1	3
		T	920	0	0	19	0	1	0	48	16	0	0	1	0	8	0	4	3
	2 Typhoid fever and paratyphoid fevers (A01)	M	701	7	0	27	0	2	2	75	10	0	0	17	0	0	0	11	0
		F	469	6	0	15	0	1	0	57	4	0	0	17	0	0	0	11	0
		T	1170	13	0	42	0	3	2	132	14	0	0	34	0	0	0	22	0
	3 Food poisoning (A02, A05)	M	380	0	0	0	218	0	0	21	0	0	0	1	0	0	25	6	0
		F	221	0	0	0	124	0	2	13	0	0	0	1	0	0	15	3	0
		T	601	0	0	0	342	0	2	34	0	0	0	2	0	0	40	9	0
	4 Shigellosis (A03)	M	37	0	0	0	0	0	0	5	3	0	0	2	0	0	0	2	0
		F	59	0	0	0	0	0	0	4	2	0	0	2	0	0	0	2	0
		T	96	0	0	0	0	0	0	9	5	0	0	4	0	0	0	4	0
	5 Amoebiasis (A06)	M	111	2	0	0	0	0	0	10	2	0	2	2	0	0	0	11	0
		F	78	2	0	0	0	0	1	7	0	0	0	1	0	0	0	3	0
		T	189	4	0	0	0	0	1	17	2	0	2	3	0	0	0	14	0
	6 Diarrhoea and gastroenteritis of presumed infectious origin (A09)	M	1688	4	1	4	0	1	17	17	66	0	9	10	0	2	27	376	15
		F	1263	11	0	3	0	0	18	0	52	0	5	18	0	4	37	355	14
		T	2951	15	1	7	0	1	35	17	118	0	14	28	0	6	64	711	29
	7 Other intestinal infectious diseases (A04, A07-A08)	M	949	8	0	0	102	0	3	13	7	0	0	17	1	2	0	14	0
		F	698	4	0	0	46	0	1	9	0	0	0	19	0	1	0	22	0
		T	1647	12	0	0	148	0	4	22	7	0	0	36	1	3	0	36	0
2	Tuberculosis (A15-A19)		M 19898	238	34	25	856	45	176	290	1599	25	109	535	277	161	13	3092	107
		F	9523	107	11	6	208	25	147	333	993	13	46	252	115	87	3	1392	39
		T	29421	345	45	31	1064	70	323	423	2592	38	155	787	392	248	16	4484	146
	1 Respiratory tuberculosis (A15-A16)	M	16182	38	27	25	273	6	95	224	1322	24	89	430	273	144	0	2926	86
		F	7230	19	6	6	76	1	67	90	751	13	35	186	114	69	0	1278	22
		T	23412	57	33	31	349	7	162	314	2073	37	124	616	387	213	0	4204	108
	2 Tuberculosis of nervous system (A17)	M	1578	40	1	0	281	5	41	36	118	0	10	33	0	1	3	114	7
		F	1047	20	1	0	97	4	41	29	102	0	5	30	0	3	1	80	2
		T	2625	60	2	0	378	9	82	65	220	0	15	63	0	4	4	194	9
	3 Tuberculosis of other organs & miliary tuberculosis (A18-A19)	M	2138	160	6	0	302	34	40	30	159	1	10	72	4	16	10	52	14
		F	1246	68	4	0	35	20	39	14	140	0	6	36	1	15	2	34	15
		T	3384	228	10	0	337	54	79	44	299	1	16	108	5	31	12	86	29
3	Other bacterial diseases (A20-A49)		M 40628	1898	23	9	980	159	171	1144	3965	73	139	3978	1756	68	53	3094	251
		F	26344	1442	12	0	303	134	132	776	2803	54	109	2342	1087	50	16	1904	151
		T	66972	3340	35	9	1283	293	303	1920	6768	127	248	6320	2843	118	69	4998	402
	1 Plague (A20)	M	19	0	0	0	0	0	0	9	0	0	0	0	0	0	0	0	0
		F	12	0	0	0	0	0	0	5	0	0	0	0	0	0	0	0	0
		T	31	0	0	0	0	0	0	14	0	0	0	0	0	0	0	0	0
	2 Leprosy (A30)	M	76	7	2	2	0	1	1	13	9	1	0	0	0	0	2	9	0
		F	28	2	0	0	0	1	0	10	5	0	0	0	0	0	0	3	0
		T	104	9	2	2	0	2	1	23	14	1	0	0	0	0	2	12	0
	3 Neonatal tetanus (A33)	M	30	0	0	0	0	1	1	5	1	0	0	0	0	0	0	0	0
		F	22	0	0	0	0	0	0	5	1	0	0	0	0	0	0	0	0
		T	52	0	0	0	0	1	1	10	2	0	0	0	0	0	0	0	0
	4 Other tetanus (A34-A35)	M	197	6	0	4	0	1	0	19	8	0	1	31	0	0	0	20	2
		F	95	2	0	0	0	0	2	17	1	0	0	14	0	0	0	16	0
		T	292	8	0	4	0	1	2	36	9	0	1	45	0	0	0	36	2
	5 Diphtheria (A36)	M	122	2	0	2	0	1	2	11	16	0	0	3	0	0	0	10	0
		F	81	4	0	0	0	0	2	8	16	0	0	6	0	0	0	5	0
		T	203	6	0	2	0	1	4	19	32	0	0	9	0	0	0	15	0
	6 Whooping cough (A37)	M	364	8	0	1	333	1	0	7	0	0	0	3	0	0	0	0	0
		F	166	0	0	0	134	0	0	22	0	0	0	1	0	0	0	0	0
		T	526	8	0	1	467	1	0	29	0	0	0	0	0	0	0	0	0
	7 Meningococcal infection (A39)	M	110	7	0	0	0	1	0	34	2	0	0	3	0	0	0	7	0
		F	66	0	0	0	0	0	0	27	1	0	0	0	0	0	0	4	0
		T	176	7	0	0	0	1	0	61	3	0	0	3	0	0	0	11	0
	8 Septicaemia (A40-A41)	M	37776	1778	13	0	190	137	149	992	3919	69	129	3823	1756	68	46	2987	180
		F	24983	1374	11	0	82	129	122	650	2773	52	105	2267	1087	50	15	1837	122
		T	62759	3152	24	0	272	266	271	1642	6692	121	234	6090	2843	118	61	4824	302
	9 All other types of bacterial diseases (A21-A28, A31-A32, A38, A42-A49)	M	1934	90	8	0	457	16	18	54	10	3	9	115	0	0	5	61	69
		F	891	60	1	0	87	4	6	32	6	2	4	54	0	0	1	39	29
		T	2825	150	9	0	544	20	24	86	16	5	13	169	0	0	6	100	98
4	Infections with a predominantly sexual mode of transmission (A50-A64)		M 285	13	0	0	39	3	4	107	8	0	0	11	1	0	0	10	1
		F	203	7	0	0	32	1	1	83	1	0	0	2	0	0	0	6	0
		T	488	20	0	0	71	4	5	190	9	0	0	13	1	0	0	16	1
	1 Syphilis (A50-A53)	M	199	13															

TABLE 4 - MEDICALLY CERTIFIED DEATHS BY SEX IN STATES / UNION TERRITORIES ACCORDING TO NATIONAL LIST (BASED UPON TENTH REVISION OF ICD) DURING 2020

Lakshadweep	Madhya Pradesh	Maharashtra	Manipur	Meghalaya	Mizoram	Nagaland	Odisha	Puducherry	Punjab	Rajasthan	Sikkim	Tamil Nadu	Telangana	Tripura	Uttarakhand	Uttar Pradesh	West Bengal	Sex	CAUSE OF DEATH
0	1293	11852	107	198	309	12	2378	830	2592	3897	90	8717	2623	730	373	4956	6690	M	CERTAIN INFECTIOUS AND PARASITIC DISEASES
0	618	6550	53	121	188	8	1425	395	1545	2352	54	4828	1679	485	260	3076	4721	F	(A00-B99)
0	1911	18402	160	319	497	20	3803	1225	4137	6249	144	13545	4302	1215	633	8032	11411	T	
0	163	520	4	31	15	3	7	32	649	87	7	71	48	12	51	1443	31	M	Intestinal infectious diseases
0	82	359	3	25	3	2	8	5	476	60	8	45	35	1	43	1014	60	F	(A00-A09)
0	245	879	7	56	18	5	15	37	1125	147	15	116	83	13	94	2457	91	T	
0	0	11	0	0	0	0	0	0	0	2	0	0	0	1	0	473	0	M	Cholera
0	0	11	0	0	0	0	0	0	0	0	0	0	0	0	0	322	0	F	(A00)
0	0	22	0	0	0	0	0	0	0	2	0	0	0	1	0	795	0	T	
0	159	56	1	2	2	2	6	8	30	27	4	3	0	1	10	234	5	M	Typhoid fever and paratyphoid fevers
0	75	38	0	1	2	2	5	2	20	9	3	5	0	0	9	185	4	F	(A01)
0	234	94	1	2	3	4	11	10	50	36	7	8	0	1	19	419	9	T	
0	0	4	0	0	1	1	0	7	6	26	0	1	0	1	2	55	5	M	Food poisoning
0	1	0	0	0	0	0	0	0	18	0	2	0	0	0	3	35	4	F	(A02, A05)
0	1	4	0	0	1	1	0	7	6	44	0	3	0	1	5	90	9	T	
0	0	6	0	0	0	0	0	0	4	0	0	0	0	0	0	15	0	M	Shigellosis
0	0	3	0	1	0	0	0	0	1	0	0	1	0	0	0	41	2	F	(A03)
0	0	9	0	1	0	0	0	0	5	0	0	0	1	0	0	56	2	T	
0	0	4	1	0	0	0	0	6	5	4	0	1	0	0	3	58	0	M	Amoebiasis
0	0	3	0	0	0	0	2	0	3	3	0	0	0	0	3	50	0	F	(A06)
0	0	7	1	0	0	0	2	6	8	7	0	1	0	0	6	108	0	T	
0	4	429	2	26	8	0	1	8	32	17	3	45	48	8	25	467	16	M	Diarrhoea and gastroenteritis of presumed
0	6	294	3	21	2	0	1	3	23	24	5	27	33	1	15	285	23	F	infectious origin (A09)
0	10	723	5	47	10	0	2	11	55	41	8	72	81	9	40	752	39	T	
0	0	10	0	3	4	0	0	3	576	7	0	21	0	1	11	141	5	M	Other intestinal infectious diseases
0	0	10	0	3	0	0	0	0	430	5	0	11	1	0	13	96	27	F	(A04, A07-A08)
0	0	20	0	6	4	0	0	3	1006	12	0	32	1	1	24	237	32	T	
0	420	4698	28	87	47	2	727	97	679	1765	45	1963	159	39	136	1029	395	M	Tuberculosis
0	144	2626	15	34	29	2	298	36	334	690	25	708	60	11	88	655	191	F	(A15-A19)
0	564	7324	43	121	76	4	1025	133	1013	2455	70	2671	219	50	224	1684	586	T	
0	354	4088	25	55	33	0	569	57	549	1548	36	1609	158	12	110	757	240	M	Respiratory tuberculosis
0	126	1995	14	21	11	0	203	21	274	554	21	564	60	5	70	465	93	F	(A15-A16)
0	480	6083	39	76	44	0	772	78	823	2102	57	2173	218	17	180	1222	333	T	
0	49	216	2	8	9	0	100	9	63	141	2	93	1	1	13	124	57	M	Tuberculosis of nervous system
0	10	221	1	6	10	0	57	5	13	88	2	53	0	0	9	108	49	F	(A17)
0	59	437	3	14	19	0	157	14	76	229	4	146	1	1	22	232	106	T	
0	17	394	1	24	5	2	58	31	67	76	7	261	0	26	13	148	98	M	Tuberculosis of other organs & miliary
0	8	410	0	7	8	2	38	10	47	48	2	91	0	6	9	82	49	F	tuberculosis (A18-A19)
0	25	804	1	31	13	4	96	41	114	124	9	352	0	32	22	230	147	T	
0	466	3805	41	52	117	2	1235	613	750	1506	27	4990	1528	577	84	1247	5827	M	Other bacterial diseases
0	276	2165	18	38	84	2	859	326	452	1149	13	3133	1056	409	66	817	4166	F	(A20-A49)
0	742	5970	59	201	4	2094	939	1202	2655	40	8123	2584	986	150	2064	9993	T		
0	0	0	0	0	0	0	0	0	0	0	0	0	0	1	0	9	0	M	Plague
0	0	0	0	0	0	0	0	0	0	0	0	0	0	0	0	7	0	F	(A20)
0	0	0	0	0	0	0	0	0	0	0	0	0	0	1	0	16	0	T	
0	2	6	0	0	0	0	1	0	1	14	0	0	4	1	0	0	0	M	Leprosy
0	0	1	0	0	0	0	2	0	1	3	0	0	0	0	0	0	0	F	(A30)
0	2	7	0	0	0	0	3	0	2	17	0	0	4	1	0	0	0	T	
0	0	0	0	0	0	0	0	0	0	18	0	0	0	1	0	3	0	M	Neonatal tetanus
0	0	0	0	0	0	0	0	0	0	13	0	0	0	0	3	0	0	F	(A33)
0	0	0	0	0	0	0	0	0	0	31	0	0	0	4	0	3	0	T	
0	9	9	0	0	1	0	15	0	4	27	0	2	0	1	0	37	0	M	Other tetanus
0	2	3	0	0	0	0	8	0	1	13	0	0	0	0	0	16	0	F	(A34-A35)
0	11	12	0	0	1	0	23	0	5	40	0	2	0	1	0	53	0	T	
0	1	1	0	0	0	0	2	1	0	57	0	0	0	0	1	7	5	M	Diphtheria
0	0	1	0	0	0	0	2	0	0	31	0	0	0	0	0	5	1	F	(A36)
0	1	2	0	0	0	0	4	1	0	88	0	0	0	0	1	12	6	T	
0	0	1	0	0	0	0	0	0	0	0	0	0	0	0	2	6	2	M	Whooping cough
0	1	2	0	0	0	0	0	0	0	1	0	0	0	0	4	1	1	F	(A37)
0	1	3	0	0	0	0	0	0	1	0	0	0	0	0	2	10	3	T	
0	4	2	1	0	0	0	1	2	16	5	0	5	0	0	0	12	8	M	Meningococcal infection
0	7	1	0	0	0	0	0	0	11	4	0	2	0	1	0	3	5	F	(A39)
0	11	3	1	0	0	0	1	2	27	9	0	7	0	1	0	15	13	T	
0	444	3668	40	49	113	2	1209	610	695	1291	27	4656	1510	566	61	876	5723	M	Septicaemia
0	263	2118	18	37	77	2	847	325	415	1009	13	2956	1052	400	47	622	4106	F	(A40-A41)
0	707	5786	58	86	190	4	2056	935	1110	2300	40	7612	2562	966	108	1498	9829	T	
0	6	118	0	3	3	0	7	0	34	94	0	327	14	7	20	297	89	M	All other types of bacterial diseases
0	3	39	0	1	7	0	0	1	24	75	0	175	4	5	19	160	53	F	(A21-A28, A31-A32, A38, A42-A49)
0	9	157	0	4	10	0	7	1	58	169	0	502	18	12	39	457	142	T	
0	1	9	0	0	0	0	2	0	2	21	0	42	3	2	0	4	2	M	Infections with a predominantly sexual
0	0	1	0	0	0	0	1	0	1	22	0	39	3	1	0	2	0	F	mode of transmission (A50-A64)
0	1	10	0	0	0	0	3	0	3	43	0	81	6	3	0	6	2	T	
0	1	0	0	0	0	0	1	0	0	15	0	39	3	2	0	0	0	M	Syphilis
0	0	0	0	0	0	0	0	0	0	16	0	35	2	1	0	0	0	F	(A50-A53)
0	1	0	0	0	0	0	1	0	0	31	0	74	5	3	0	0	0	T	
0	0	9	0	0	0	0	1	0	2	6	0	3	0	0	4	2	M	Other types of infections with a predominantly	
0	0	1	0	0	0	0	1	0	1	6	0	4	1	0	0	2	0	F	sexual mode of transmission (A54-A64)
0	0	10	0	0	0	0	2	0	3	12	0	7	1	0	0	6	2	T	
0	242	2281	29	22	93	3	181	86	493	302	2	1488	92	40	75	693	174	M	Viral diseases
0	111	1161	12	17	54	1	99	27	273	190	1	823	55	23	44	388	128	F	(A70-A74 & A80-B34)
0	353	3442	41	39	147	4	280	113	766	492	3	2311	147	63	119	1081	302	T	
0	0	0	0	0	0	0	0	0	0	0	0	0	0	0	0	0	0	M	Acute poliomyelitis
0	0	0	0	0	0	0	0	0	0	0	0	0	0	0	0	0	0	F	(A80)
0	0	0	0	0	0	0	0	0	0	0	0	0	0	0	0	0	0	T	

TABLE 4 - MEDICALLY CERTIFIED DEATHS BY SEX IN STATES / UNION TERRITORIES ACCORDING TO NATIONAL LIST (BASED UPON TENTH REVISION OF ICD) DURING 2020

Major Group No.	CAUSE OF DEATH	Sex	All States (Total)																
			All States (Total)	Andhra Pradesh	A & N Islands	Assam	Bihar	Chandigarh	Chhattisgarh	Delhi	D & N Haveli & Daman & Diu	Goa	Gujarat	Haryana	Himachal Pradesh	Jharkhand	Karnataka	Kerala	
			1	2	3	4	5	6	7	8	9	10	11	12	13	14	15	16	17
2 Rabies (A82)	M	M	194	12	0	0	0	3	0	3	2	1	1	5	0	0	11	29	1
	F	F	96	7	0	0	0	0	0	4	0	0	0	2	0	0	6	10	1
	T	T	290	19	0	0	0	3	0	7	2	1	1	7	0	0	17	39	2
3 Japanese encephalitis (A83.0)	M	M	139	0	0	0	106	2	0	3	2	0	0	0	0	0	0	0	0
	F	F	74	0	0	0	50	1	0	3	2	0	0	0	0	0	0	0	0
	T	T	213	0	0	0	156	3	0	6	4	0	0	0	0	0	0	0	0
4 Other viral encephalitis (A83.1-A83.9,A84-A86)	M	M	1827	4	0	0	103	0	13	17	19	0	2	1186	0	0	0	98	4
	F	F	1169	0	2	0	45	0	13	8	10	0	0	774	0	0	0	81	3
	T	T	2996	4	2	0	148	0	26	25	29	0	2	1960	0	0	0	179	7
5 Dengue fever (A90)	M	M	683	28	0	0	0	7	12	2	35	0	3	39	38	0	0	120	8
	F	F	501	45	0	0	0	2	6	1	29	0	2	31	24	0	0	100	7
	T	T	1184	73	0	0	0	9	18	3	64	0	5	70	62	0	0	220	15
6 Other arthropod-borne viral fevers and viral hemorrhagic fevers (A91-A94, A96-A99)	M	M	871	7	0	0	0	3	6	4	9	0	1	456	4	0	1	55	1
	F	F	501	4	0	0	0	0	6	5	5	1	2	258	2	0	0	43	2
	T	T	1372	11	0	0	0	3	12	9	14	1	3	714	6	0	1	98	3
7 Smallpox (B03)	M	M	0	0	0	0	0	0	0	0	0	0	0	0	0	0	0	0	0
	F	F	0	0	0	0	0	0	0	0	0	0	0	0	0	0	0	0	0
	T	T	0	0	0	0	0	0	0	0	0	0	0	0	0	0	0	0	0
8 Measles (B05)	M	M	20	0	0	0	0	2	1	2	0	0	0	0	0	0	0	0	1
	F	F	6	0	0	0	0	0	0	2	0	0	0	0	0	0	0	0	1
	T	T	26	0	0	0	0	2	1	4	0	0	0	0	0	0	0	1	1
9 Acute Hepatitis B (B16)	M	M	622	6	0	0	183	2	2	7	16	0	1	12	4	2	0	24	15
	F	F	234	4	0	0	27	1	2	3	12	0	0	4	1	0	0	9	5
	T	T	856	10	0	0	210	3	4	10	28	0	1	16	5	2	0	33	20
10 Other viral hepatitis (B15, B17-B19)	M	M	1618	14	3	0	347	13	7	33	33	1	7	29	14	1	0	121	10
	F	F	757	4	0	0	105	14	4	31	16	0	2	17	4	0	0	52	6
	T	T	2375	18	3	0	452	27	11	64	49	1	9	46	18	1	0	173	16
11 Human immunodeficiency virus [HIV] disease (B20-B24)	M	M	1943	33	0	0	0	0	26	39	45	1	5	33	0	5	0	212	46
	F	F	1052	16	0	0	0	0	10	16	17	1	6	17	0	2	0	142	14
	T	T	2995	49	0	0	0	0	36	55	62	2	11	50	0	7	0	354	60
12 All other types of viral diseases (A70-A74, A81, A87-A89, A95, B00-B02, B04, B06-B09 & B25-B34)	M	M	2883	55	0	0	350	15	9	21	52	0	5	83	31	1	2	51	5
	F	F	1549	51	0	0	150	3	5	21	25	0	2	45	13	0	1	42	10
	T	T	4432	106	0	0	500	18	14	42	77	0	7	128	44	1	3	93	15
6 Protozoal diseases (B50-B64)	M	M	1893	35	0	40	65	2	4	82	30	2	1	24	1	0	26	22	2
	F	F	1089	32	0	10	31	3	3	56	23	0	3	7	2	0	10	12	2
	T	T	2982	67	0	50	96	5	7	138	53	2	4	31	3	0	36	34	4
1 Malaria (B50-B54)	M	M	870	31	0	40	65	2	2	80	26	1	0	17	1	0	26	21	1
	F	F	568	23	0	10	31	2	3	55	22	0	2	6	2	0	10	7	1
	T	T	1438	54	0	50	96	4	5	135	48	1	2	23	3	0	36	28	2
2 All other types of protozoal diseases (B55-B64)	M	M	1023	4	0	0	0	0	2	2	4	1	1	7	0	0	0	1	1
	F	F	521	9	0	0	0	1	0	1	1	0	1	1	0	0	0	5	1
	T	T	1544	13	0	0	0	1	2	3	5	1	2	8	0	0	0	6	2
7 Other certain infectious & parasitic diseases and late effects of infectious & parasitic diseases (A65-A69 & A75-A79, B35-B49, B65-B99)	M	M	2355	125	0	0	0	397	37	25	24	0	1	133	4	24	78	57	101
	F	F	1402	84	1	0	0	227	23	25	21	0	1	94	2	20	43	46	33
	T	T	3757	209	1	0	0	624	60	50	45	0	2	227	6	44	121	103	134
1 Filariasis (B74)	M	M	14	3	0	0	0	0	0	2	1	0	0	0	0	0	0	0	2
	F	F	8	0	0	0	0	0	0	0	2	0	0	0	0	0	0	0	0
	T	T	22	3	0	0	0	0	0	2	3	0	0	0	0	0	0	0	2
2 Other helminthiasis (B65-B73, B75, B77-B83)	M	M	143	4	0	0	0	6	3	6	3	0	0	6	0	0	0	3	0
	F	F	73	2	0	0	0	2	0	6	1	0	0	2	0	0	0	1	0
	T	T	216	6	0	0	0	8	3	12	4	0	0	8	0	0	0	4	0
3 Other spirochaetal diseases and Rickettsioses (A65-A69 & A75-A79)	M	M	788	82	0	0	0	371	5	5	1	0	0	2	0	10	40	15	1
	F	F	509	63	0	0	0	219	6	6	0	0	0	4	0	14	15	12	0
	T	T	1297	145	0	0	0	590	11	11	1	0	0	6	0	24	55	27	1
4 All other infectious & parasitic diseases and late effects of infectious & parasitic diseases (B35-B49, B76, B85-B99)	M	M	1410	36	0	0	0	20	29	12	19	0	1	125	4	14	38	39	98
	F	F	812	19	1	0	0	6	17	13	18	0	1	88	2	6	28	33	33
	T	T	2222	55	1	0	0	26	46	25	37	0	2	213	6	20	66	72	131
II. NEOPLASMS (C00-D48)	M	M	49957	264	65	79	1750	36	281	578	2259	26	527	1989	867	161	51	7106	2663
	F	F	35300	211	59	40	330	40	255	484	1678	24	535	1275	544	133	54	5124	1638
	T	T	85257	475	124	119	2080	76	536	1062	3937	50	1062	3264	1411	294	105	12230	4301
8 Malignant neoplasms of lip, oral cavity and pharynx (C00-C14)	M	M	5334	5	11	0	205	1	22	59	402	4	86	315	31	18	2	691	198
	F	F	1763	2	4	0	41	0	7	31	225	0	32	68	5	5	0	245	48
	T	T	7097	7	15	0	246	1	29	90	627	4	118	383	36	23	2	936	246
1 Malignant neoplasms of lip, oral cavity and pharynx (C00-C14)	M	M	5334	5	11	0	205	1	22	59	402	4	86	315	31	18	2	691	198
	F	F	1763	2	4	0	41	0	7	31	225	0	32	68	5	5	0	245	48
	T	T	7097	7	15	0	246	1	29	90	627	4	118	383	36	23	2	936	246
9 Malignant neoplasms of digestive organs (C15-C26)	M	M	18816	37	16	0	437	5	61	179	359	4	195	306	110	27	5	2353	952
	F	F	10701	21	7	0	114	3	64	120	317	2	138	162	74	23	0	1361	331
	T	T	29517	58	23	0	551	8	125	299	676	6	333	468	184	50	5	3714	1283
1 Malignant neoplasm of oesophagus (C15)	M	M	2068	6	2	0	0	0	6	11	95	0	33	71	14	8	0	639	80
	F	F	1263	0	2	0	0	0	11	7	87	1	16	36	8	5	0	501	19
	T	T	3331	6	4	0	0	0	17	18	182	1	49	107	22	13	0	1140	99
2 Malignant neoplasm of stomach (C16)	M	M	9208	3	5	0	88	0	5	37	35	1	38	26	20	4	1	461	132
	F	F	5277	4	2	0	25	0	0	27	25	0	28	15	2	5	0	263	53
	T	T	14485	7	7	0	113	0	5	64	60	1	66	41	22	9	1	724	185
3 Malignant neoplasm																			

TABLE 4 - MEDICALLY CERTIFIED DEATHS BY SEX IN STATES / UNION TERRITORIES ACCORDING TO NATIONAL LIST (BASED UPON TENTH REVISION OF ICD) DURING 2020

Lakshadweep	Madhya Pradesh	Maharashtra	Manipur	Meghalaya	Mizoram	Nagaland	Odisha	Puducherry	Punjab	Rajasthan	Sikkim	Tamil Nadu	Telangana	Tripura	Uttarakhand	Uttar Pradesh	West Bengal	Sex	CAUSE OF DEATH
18	19	20	21	22	23	24	25	26	27	28	29	30	31	32	33	34	35		
0	0	28	1	4	0	0	29	0	0	19	1	7	0	1	0	20	16	M	Rabies
0	0	7	0	1	0	0	11	4	0	12	0	5	0	0	0	17	9	F	(A82)
0	0	35	1	5	0	0	40	4	0	31	1	12	0	1	0	37	25	T	
0	0	3	0	1	0	0	0	0	0	0	0	0	0	0	0	22	0	M	Japanese encephalitis
0	0	0	0	0	0	0	0	0	0	1	0	0	0	1	1	13	2	F	(A83.0)
0	0	3	0	1	0	0	0	0	0	1	0	0	0	1	1	35	2	T	
0	0	184	0	0	5	0	48	5	1	29	0	24	2	0	16	62	5	M	Other viral encephalitis
0	0	92	0	1	1	0	38	1	1	38	0	11	2	1	13	22	12	F	(A83.1-A83.9,A84-A86)
0	0	276	0	1	6	0	86	6	2	67	0	35	4	1	29	84	17	T	
0	10	234	0	0	0	1	3	1	41	23	0	0	5	0	17	47	9	M	Dengue fever
0	6	144	0	0	0	0	5	0	38	21	0	0	4	0	6	25	5	F	(A90)
0	16	378	0	0	0	1	8	1	79	44	0	0	9	0	23	72	14	T	
0	0	92	0	0	1	0	1	44	24	28	0	40	12	0	0	64	18	M	Other arthropod-borne viral fevers and viral
0	0	45	0	0	2	0	3	11	3	26	0	23	1	0	1	46	12	F	haemorrhagic fevers (A91-A94, A96-A99)
0	0	137	0	0	3	0	4	55	27	54	0	63	13	0	1	110	30	T	
0	0	0	0	0	0	0	0	0	0	0	0	0	0	0	0	0	0	M	Smallpox
0	0	0	0	0	0	0	0	0	0	0	0	0	0	0	0	0	0	F	(B03)
0	0	0	0	0	0	0	0	0	0	0	0	0	0	0	0	0	0	T	
0	0	0	0	0	0	0	0	0	0	0	0	0	0	0	0	9	5	M	Measles
0	0	0	0	0	0	0	0	0	0	0	0	0	0	0	0	3	0	F	(B05)
0	0	0	0	0	0	0	0	0	0	0	0	0	0	0	0	12	5	T	
0	149	85	1	1	1	0	2	22	5	2	0	40	0	3	2	29	6	M	Acute Hepatitis B
0	75	17	1	3	3	0	1	3	0	1	1	21	0	2	2	32	4	F	(B16)
0	224	102	2	4	4	0	3	25	5	3	1	61	0	5	4	61	10	T	
0	0	441	5	7	10	0	63	6	23	72	1	181	1	32	34	39	70	M	Other viral hepatitis
0	0	189	2	1	0	0	31	2	9	31	0	125	0	16	14	47	35	F	(B15, B17-B19)
0	0	630	7	8	10	0	94	8	32	103	1	306	1	48	48	86	105	T	
0	1	1047	22	8	69	2	22	3	55	105	0	51	69	0	4	29	11	M	Human immunodeficiency virus [HIV] disease
0	0	553	9	9	48	1	6	3	39	47	0	32	47	1	3	10	3	F	(B20-B24)
0	1	1600	31	17	117	3	28	6	94	152	0	83	116	1	7	39	14	T	
0	82	167	0	1	7	0	13	5	344	24	0	1145	3	4	2	372	34	M	All other types of viral diseases [A70-A74,A81,
0	30	114	0	2	0	0	4	3	183	13	0	606	1	2	4	173	46	F	A87-A89,A95,B00-B02,B04,B06-B09 & B25-B34]
0	112	281	0	3	7	0	17	8	527	37	0	1751	4	6	6	545	80	T	
0	0	148	0	1	10	2	198	1	6	98	0	39	777	5	0	242	30	M	Protozoal diseases
0	4	58	0	2	5	1	149	0	3	112	0	14	450	8	0	77	12	F	(B50-B64)
0	4	206	0	3	15	3	347	1	9	210	0	53	1227	13	0	319	42	T	
0	0	145	0	1	9	2	197	1	6	98	0	0	14	4	0	77	3	M	Malaria
0	1	57	0	2	5	1	149	0	3	109	0	0	14	7	0	45	1	F	(B50-B54)
0	1	202	0	3	14	3	346	1	9	207	0	0	28	11	0	122	4	T	
0	0	3	0	0	1	0	1	0	0	0	0	39	763	1	0	165	27	M	All other types of protozoal diseases
0	3	1	0	0	0	0	0	0	0	3	0	14	436	1	0	32	11	F	(B55-B64)
0	3	4	0	0	1	0	1	0	0	3	0	53	1199	2	0	197	38	T	
0	1	391	5	5	27	0	28	1	13	118	9	124	16	55	27	298	231	M	Other certain infectious & parasitic diseases and
0	1	180	5	5	13	0	11	1	6	129	7	66	20	32	19	123	164	F	late effects of infectious & parasitic diseases
0	2	571	10	10	40	0	39	2	19	247	16	190	36	87	46	421	395	T	(A65-A69 & A75-A79,B35-B49,B65-B99)
0	0	3	0	0	0	0	2	0	0	0	0	0	0	0	0	1	0	M	Filariasis
0	0	1	0	0	0	0	2	0	0	1	0	0	0	1	0	0	1	F	(B74)
0	0	4	0	0	0	0	4	0	0	1	0	0	0	1	0	1	1	T	
0	0	40	0	0	1	0	3	0	1	3	0	6	4	3	9	35	7	M	Other helminthiasis
0	0	14	0	0	0	0	0	0	0	5	0	4	3	0	8	17	8	F	(B65-B73,B75,B77-B83)
0	0	54	0	0	1	0	3	0	1	8	0	10	7	3	17	52	15	T	
0	0	31	5	5	25	0	11	0	0	42	8	1	6	7	16	68	31	M	Other spirochaetal diseases and Rickettsioses
0	0	17	5	5	12	0	7	0	0	50	7	5	3	5	11	23	20	F	(A65-A69 & A75-A79)
0	0	48	10	10	37	0	18	0	0	92	15	6	9	12	27	91	51	T	
0	1	317	0	0	1	0	12	1	12	73	1	117	6	45	2	194	193	M	All other infectious & parasitic diseases and
0	1	148	0	0	1	0	2	1	6	73	0	57	14	26	0	83	135	F	late effects of infectious & parasitic diseases
0	2	465	0	0	2	0	14	2	18	146	1	174	20	71	2	277	328	T	(B35-B49,B76, B85-B99)
10	180	12562	47	289	267	12	1122	229	986	1044	67	4199	7551	390	182	1332	786	M	NEOPLASMS
7	102	9815	41	172	158	6	936	145	593	860	58	3645	4443	248	115	926	606	F	(C00-D48)
17	282	22377	88	461	425	18	2058	374	1579	1904	125	7844	11994	638	297	2258	1392	T	
1	5	2059	1	50	42	0	116	2	171	133	5	303	16	51	4	287	38	M	Malignant neoplasms of lip, oral cavity
0	1	617	0	18	15	0	33	3	50	32	4	112	7	19	2	122	15	F	and pharynx (C00-C14)
1	6	2676	1	68	57	0	149	5	221	165	9	415	23	70	6	409	53	T	
1	5	2059	1	50	42	0	116	2	171	133	5	303	16	51	4	287	38	M	Malignant neoplasms of lip, oral cavity
0	1	617	0	18	15	0	33	3	50	32	4	112	7	19	2	122	15	F	and pharynx (C00-C14)
1	6	2676	1	68	57	0	149	5	221	165	9	415	23	70	6	409	53	T	
0	27	3745	18	128	128	6	362	138	421	172	39	706	7297	94	55	247	187	M	Malignant neoplasms of digestive organs
0	5	2165	7	71	51	4	246	66	230	115	21	458	4160	64	33	166	102	F	(C15-C26)
0	32	5910	25	199	179	10	608	204	651	287	60	1164	11457	158	88	413	289	T	
0	8	601	4	89	57	1	16	0	73	34	7	73	0	18	9	36	77	M	Malignant neoplasm of oesophagus
0	0	347	1	37	13	0	6	1	47	25	1	34	3	6	3	7	39	F	(C15)
0	8	948	5	126	70	1	22	1	120	59	8	107	3	24	12	43	116	T	
0	5	473	1	12	24	3	133	55	61	14	9	263	7246	16	13	24	0	M	Malignant neoplasm of stomach
0	2	278	0	7	11	2	72	25	45	9	5	203	4146	8	6	9	0	F	(C16)
0	7	751	1	19	35	5	205	80	106	23	14	466	11392	24	19	33	0	T	
0	0	35	0	1	2	0	0	18	0	4	0	9	1	0	3	4	0	M	Malignant neoplasm of small intestine
0	0	20	0	0	1	0	1	5	7	2	0	7	2	0	0	3	0	F	including duodenum (C17)
0	0	55	0	1	3	0	1	23	7	6	0	16	3	0	3	7	0	T	
0	6	524	2	1	4	0	34	6	7	14	2	102	9	6	0	10	0	M	Malignant neoplasm of colon
0	2	326	0	3	3	0	23	10	3	8	1	71	4	9	0	10	0	F	(C18)
0	8	850	2	4	7	0	57	16	10	22	3	173	13	15	0	20	0	T	
0	1	411	3	2	4	0	33	6	65	17	3	47	7	8	5	22	41	M	Malignant neoplasm of rectosigmoid junction,
0	0	194	0	1	7	0	22	1	61	9	6	25	2	7	3	7	8	F	rectum,anus and anal canal (C19-C21)

TABLE 4 - MEDICALLY CERTIFIED DEATHS BY SEX IN STATES / UNION TERRITORIES ACCORDING TO NATIONAL LIST (BASED UPON TENTH REVISION OF ICD) DURING 2020

Major Group No.	CAUSE OF DEATH	Sex	All States (Total)																
			All States (Total)	Andhra Pradesh	A & N Islands	Assam	Bihar	Chandigarh	Chhattisgarh	Delhi	D & N Haveli & Daman & Diu	Goa	Gujarat	Haryana	Himachal Pradesh	Jharkhand	Karnataka	Kerala	
			1	2	3	4	5	6	7	8	9	10	11	12	13	14	15	16	17
		T	1722	15	0	0	55	6	8	78	46	0	38	39	5	5	4	286	109
	6 Malignant neoplasm of liver and intrahepatic bile ducts (C22)	M	2778	6	4	0	101	0	17	5	54	2	32	65	16	2	0	718	349
		F	1020	2	0	0	18	0	13	8	32	0	19	17	18	0	0	240	70
		T	3798	8	4	0	119	0	30	13	86	2	51	82	34	2	0	958	419
	7 Malignant neoplasm of pancreas (C25)	M	1284	9	1	0	42	1	7	14	51	0	32	33	9	2	0	118	192
		F	652	0	0	0	9	0	7	0	26	1	18	19	11	2	0	56	45
		T	1936	9	1	0	51	1	14	14	77	1	50	52	20	4	0	174	237
	8 Other malignant neoplasms of digestive organs (C23-C24,C26)	M	1101	4	3	0	124	0	9	51	54	0	9	46	38	8	0	65	34
		F	1035	2	3	0	13	0	24	47	108	0	8	35	31	5	0	70	38
		T	2136	6	6	0	137	0	33	98	162	0	17	81	69	13	0	135	72
	10 Malignant neoplasms of respiratory and intrathoracic organs (C30-C39)	M	6309	10	9	0	434	2	34	52	307	3	85	46	96	69	0	1080	579
		F	2567	7	6	0	48	0	14	25	89	2	54	29	22	33	0	478	128
		T	8876	17	15	0	482	2	48	77	396	5	139	75	118	102	0	1558	707
	1 Malignant neoplasm of larynx (C32)	M	877	2	0	0	60	0	4	3	34	0	19	22	13	13	0	98	51
		F	214	7	2	0	12	0	1	2	4	0	5	19	0	10	0	14	1
		T	1091	9	2	0	72	0	5	5	38	0	24	41	13	23	0	112	52
	2 Malignant neoplasm of trachea, bronchus and lung (C33-C34)	M	4804	2	8	0	122	0	29	30	222	3	63	15	83	55	0	965	517
		F	2130	0	3	0	23	0	13	9	73	1	46	8	21	22	0	446	124
		T	6934	2	11	0	145	0	42	39	295	4	109	23	104	77	0	1411	641
	3 Other malignant neoplasm of respiratory and intrathoracic organs (C30-C31, C37-C39)	M	628	6	1	0	252	2	1	19	51	0	3	9	0	1	0	17	11
		F	223	0	1	0	13	0	0	14	12	1	3	2	1	1	0	18	3
		T	851	6	2	0	265	2	1	33	63	1	6	11	1	2	0	35	14
	11 Malignant neoplasms of bone, mesothelial and soft tissue, skin and breast (C40-C50)	M	970	10	3	0	72	1	4	31	32	3	11	58	1	1	0	76	44
		F	5469	25	12	0	0	0	28	94	231	3	121	236	67	16	0	910	381
		T	6439	35	15	0	72	1	32	125	263	6	132	294	68	17	0	986	425
	1 Malignant neoplasm of bone and articular cartilage (C40-C41)	M	343	2	0	0	38	0	2	9	15	0	4	27	0	0	0	21	16
		F	182	2	0	0	0	0	1	8	13	0	1	22	0	1	0	20	11
		T	525	4	0	0	38	0	3	17	28	0	5	49	0	1	0	41	27
	2 Malignant melanoma of skin (C43)	M	85	4	0	0	34	0	1	2	2	0	1	3	0	0	0	4	3
		F	50	2	0	0	0	0	1	1	2	0	2	2	0	0	0	3	2
		T	135	6	0	0	34	0	2	3	4	0	3	5	0	0	0	7	5
	3 Other malignant neoplasms of skin (C44)	M	132	0	3	0	0	0	0	2	5	2	2	6	1	0	0	15	3
		F	57	0	0	0	0	0	1	0	2	0	2	3	0	1	0	8	0
		T	189	0	3	0	0	0	1	2	7	2	4	9	1	1	0	23	3
	4 Malignant neoplasms of mesothelial and soft tissue (C45-C49)	M	367	0	0	0	1	0	9	10	1	4	22	0	1	0	0	36	20
		F	333	2	0	0	0	0	2	6	7	0	0	13	1	0	0	38	28
		T	700	2	0	0	1	0	11	17	1	4	35	1	1	0	0	74	48
	5 Malignant neoplasm of breast (C50)	M	43	4	0	0	0	0	1	9	0	0	0	0	0	0	0	0	2
		F	4847	19	12	0	0	0	23	79	207	3	116	196	66	14	0	841	340
		T	4890	23	12	0	0	0	24	88	207	3	116	196	66	14	0	841	342
	12 Malignant neoplasms of genitourinary organs (C51-C68)	M	3229	51	2	0	222	0	26	34	96	0	62	99	23	18	0	508	179
		F	4917	25	12	0	95	0	41	96	214	2	91	147	31	29	0	807	239
		T	8146	76	14	0	317	0	67	130	310	2	153	246	54	47	0	1315	418
	1 Malignant neoplasm of cervix uteri (C53)	F	1407	13	5	0	0	0	16	53	58	0	26	36	7	6	0	215	51
		T	1407	13	5	0	0	0	16	53	58	0	26	36	7	6	0	215	51
	2 Malignant neoplasm of other and unspecified parts of uterus (C54-C55)	F	750	0	2	0	33	0	6	10	8	0	15	8	0	1	0	171	48
		T	750	0	2	0	33	0	6	10	8	0	15	8	0	1	0	171	48
	3 Malignant neoplasm of ovary (C56)	F	2011	8	4	0	17	0	9	12	122	1	41	80	21	16	0	369	118
		T	2011	8	4	0	17	0	9	12	122	1	41	80	21	16	0	369	118
	4 Malignant neoplasm of placenta (C58)	F	41	2	0	0	2	0	0	2	0	0	0	1	0	0	0	5	0
		T	41	2	0	0	2	0	0	2	0	0	0	1	0	0	0	5	0
	5 Other malignant neoplasms of female genital organs (C51-C52,C57)	F	254	0	0	0	0	0	3	9	8	0	0	7	0	1	0	11	6
		T	254	0	0	0	0	0	3	9	8	0	0	7	0	1	0	11	6
	6 Malignant neoplasm of prostate (C61)	M	1574	0	1	0	36	0	3	5	43	0	28	36	15	6	0	338	80
		T	1574	0	1	0	36	0	3	5	43	0	28	36	15	6	0	338	80
	7 Other malignant neoplasms of male genital organs (C60,C62-C63)	M	404	46	0	0	36	0	6	21	8	0	3	19	2	2	0	30	6
		T	404	46	0	0	36	0	6	21	8	0	3	19	2	2	0	30	6
	8 Malignant neoplasm of bladder (C67)	M	658	5	0	0	46	0	9	0	31	0	10	18	3	9	0	106	59
		F	227	0	0	0	21	0	5	8	14	0	8	6	1	5	0	17	10
		T	885	5	0	0	67	0	14	8	45	0	18	24	4	14	0	123	69
	9 Other malignant neoplasms of urinary tract (C64-C66,C68)	M	593	0	1	0	104	0	8	8	14	0	21	26	3	1	0	34	34
		F	227	2	1	0	22	0	2	2	4	1	1	9	2	0	0	19	6
		T	820	2	2	0	126	0	10	10	18	1	22	35	5	1	0	53	40
	13 Malignant neoplasms of eye, brain and other parts of central nervous system (C69-C72)	M	1189	6	0	0	131	0	21	27	57	0	21	70	19	1	0	101	57
		F	651	5	0	0	0	0	15	21	30	1	14	41	11	6	0	78	31
		T	1840	11	0	0	131	0	36	48	87	1	35	111	30	7	0	179	88
	1 Malignant neoplasm of eye & adnexa (C69)	M	70	0	0	0	0	0	2	3	7	0	0	27	0	0	0	4	2
		F	45	0	0	0	0	0	0	6	3	0	0	12	0	1	0	0	0
		T	115	0	0	0	0	0	2	9	10	0	0	39	0	1	0	4	2
	2 M																		

TABLE 4 - MEDICALLY CERTIFIED DEATHS BY SEX IN STATES / UNION TERRITORIES ACCORDING TO NATIONAL LIST (BASED UPON TENTH REVISION OF ICD) DURING 2020

Lakshadweep	Madhya Pradesh	Maharashtra	Manipur	Meghalaya	Mizoram	Nagaland	Odisha	Puducherry	Punjab	Rajasthan	Sikkim	Tamil Nadu	Telangana	Tripura	Uttarakhand	Uttar Pradesh	West Bengal	Sex	CAUSE OF DEATH	
																				18
0	1	605	3	3	11	0	55	7	126	26	9	72	9	15	8	29	49	T		
0	5	840	8	17	30	2	47	31	122	29	13	153	18	25	13	26	28	M	Malignant neoplasm of liver and	
0	0	370	4	8	15	2	24	11	6	16	6	61	3	10	10	24	13	F	intrahepatic bile ducts (C22)	
0	5	1210	12	25	45	4	71	42	128	45	19	214	21	35	23	50	41	T		
0	2	522	0	5	6	0	26	15	79	13	5	45	14	6	3	17	15	M	Malignant neoplasm of pancreas	
0	0	294	2	3	0	0	14	13	49	7	2	46	0	5	1	16	6	F	(C25)	
0	2	816	2	8	6	0	40	28	128	20	7	91	14	11	4	33	21	T		
0	0	339	0	1	1	0	73	7	14	47	0	14	2	15	9	108	26	M	Other malignant neoplasms of digestive	
0	1	336	0	12	1	0	84	0	12	39	0	11	0	19	10	90	36	F	organs (C23-C24,C26)	
0	1	675	0	13	2	0	157	7	26	86	0	25	2	34	19	198	62	T		
0	14	1670	15	79	47	5	174	9	137	282	8	340	62	112	37	350	162	M	Malignant neoplasms of respiratory	
0	0	676	11	16	30	2	81	4	48	268	10	162	22	16	11	221	54	F	and intrathoracic organs (C30-C39)	
0	14	2346	26	95	77	7	255	13	185	550	18	502	84	128	48	571	216	T		
0	4	272	3	55	8	0	14	1	77	28	1	31	1	17	8	19	19	M	Malignant neoplasm of larynx	
0	0	51	1	7	0	0	3	0	26	7	2	16	0	3	0	14	7	F	(C32)	
0	4	323	4	62	8	0	17	1	103	35	3	47	1	20	8	33	26	T		
0	10	1355	12	24	33	3	158	7	59	244	7	309	14	73	28	220	134	M	Malignant neoplasm of trachea, bronchus	
0	0	602	10	9	29	1	77	4	18	250	8	145	8	10	11	123	36	F	and lung (C33-C34)	
0	10	1957	22	33	62	4	235	11	77	494	15	454	22	83	39	343	170	T		
0	0	43	0	0	6	2	2	1	1	10	0	0	0	47	22	1	111	9	M	Other malignant neoplasm of respiratory and
0	0	23	0	0	1	1	1	1	4	11	0	1	14	3	0	84	11	F	intrathoracic organs (C30-C31, C37-C39)	
0	0	66	0	0	7	3	3	1	5	21	0	1	61	25	1	195	20	T		
0	0	376	0	2	4	0	24	1	71	24	2	43	0	15	7	31	23	M	Malignant neoplasms of bone, mesothelial	
0	14	2373	4	18	11	0	169	2	97	105	5	290	28	43	3	113	70	F	and soft tissue,skin and breast (C40-C50)	
0	14	2749	4	20	15	0	193	3	168	129	7	333	28	58	10	144	93	T		
0	0	149	0	1	1	0	8	1	9	7	0	19	0	5	0	8	1	M	Malignant neoplasm of bone and	
0	0	228	0	0	0	0	7	0	2	0	0	7	0	3	0	3	2	F	articular cartilage (C40-C41)	
0	0	15	0	0	0	0	2	0	1	1	0	8	0	2	0	1	1	M	Malignant melanoma of skin	
0	0	19	0	0	0	0	1	0	0	1	0	9	0	1	0	4	0	F	(C43)	
0	0	34	0	0	0	0	3	0	1	2	0	17	0	3	0	5	1	T		
0	0	62	0	1	0	0	6	0	0	5	0	3	0	3	0	2	11	M	Other malignant neoplasms of skin	
0	0	25	0	3	1	0	2	0	1	0	0	3	0	2	0	0	3	F	(C44)	
0	0	87	0	4	1	0	8	0	1	5	0	6	0	5	0	2	14	T		
0	0	150	0	0	1	0	8	0	61	11	2	6	0	1	2	14	7	M	Malignant neoplasms of mesothelial	
0	1	126	0	2	0	0	9	0	47	11	1	18	2	1	1	9	8	F	and soft tissue (C45-C49)	
0	1	276	0	2	1	0	17	0	108	22	3	24	2	2	3	23	15	T		
0	0	0	0	0	2	0	0	0	0	0	0	7	0	4	5	6	3	M	Malignant neoplasm of breast	
0	13	2124	4	13	10	0	150	2	47	93	4	253	26	36	2	97	57	F	(C50)	
0	13	2124	4	13	12	0	150	2	47	93	4	260	26	40	7	103	60	T		
0	12	1323	0	6	10	0	62	2	73	68	1	178	7	23	34	73	37	M	Malignant neoplasms of genitourinary organs	
0	20	1887	8	21	20	0	175	3	69	121	12	364	145	42	28	99	74	F	(C51-C68)	
0	32	3210	8	27	30	0	237	5	142	189	13	542	152	65	62	172	111	T		
0	4	532	3	7	11	0	72	1	18	43	2	133	4	22	11	27	31	F	Malignant neoplasm of cervix uteri	
0	4	532	3	7	11	0	72	1	18	43	2	133	4	22	11	27	31	T	(C53)	
0	1	339	1	4	1	0	8	0	9	9	1	66	0	3	1	3	2	F	Malignant neoplasm of other and unspecified	
0	1	339	1	4	1	0	8	0	9	9	1	66	0	3	1	3	2	T	parts of uterus (C54-C55)	
0	0	805	3	6	7	0	84	1	18	48	7	112	4	15	9	40	34	F	Malignant neoplasm of ovary	
0	0	805	3	6	7	0	84	1	18	48	7	112	4	15	9	40	34	T	(C56)	
0	11	5	0	1	0	0	0	0	8	1	1	0	0	0	1	1	0	F	Malignant neoplasm of placenta	
0	11	5	0	1	0	0	0	0	8	1	1	0	0	0	1	1	0	T	(C58)	
0	0	45	0	0	1	0	5	0	6	5	0	1	137	2	0	6	1	F	Other malignant neoplasms of female	
0	0	45	0	0	1	0	5	0	6	5	0	1	137	2	0	6	1	T	genital organs (C51-C52,C57)	
0	2	757	0	2	5	0	36	1	26	19	0	62	3	8	18	31	13	M	Malignant neoplasm of prostate	
0	2	757	0	2	5	0	36	1	26	19	0	62	3	8	18	31	13	T	(C61)	
0	3	111	0	1	0	0	14	0	16	18	0	31	1	6	0	14	10	M	Other malignant neoplasms of male	
0	3	111	0	1	0	0	14	0	16	18	0	31	1	6	0	14	10	T	genital organs (C60,C62-C63)	
0	6	222	0	2	4	0	10	1	23	16	1	43	2	4	13	8	7	M	Malignant neoplasm of bladder	
0	4	67	0	2	0	0	4	1	2	8	0	30	0	6	6	2	2	F	(C67)	
0	10	289	0	4	4	0	14	2	25	24	1	73	2	4	19	14	9	T		
0	1	233	0	1	1	0	2	0	8	15	0	42	1	5	3	20	7	M	Other malignant neoplasms of urinary tract	
0	0	94	1	1	0	0	2	0	8	7	1	22	0	0	0	16	4	F	(C64-C66,C68)	
0	1	327	1	2	1	0	4	0	16	22	1	64	1	5	3	36	11	T		
0	0	427	0	6	7	0	23	8	27	50	4	75	8	9	5	20	9	M	Malignant neoplasms of eye, brain and other	
0	0	248	0	2	3	0	17	3	24	27	1	38	3	8	3	12	9	F	parts of central nervous system (C69-C72)	
0	0	675	0	8	10	0	40	11	51	77	5	113	11	17	8	32	18	T		
0	0	14	0	0	0	0	0	0	5	3	0	0	0	0	0	3	0	M	Malignant neoplasm of eye & adnexa	
0	0	9	0	0	0	0	0	0	10	2	0	0	0	0	0	1	1	F	(C69)	
0	0	23	0	0	0	0	0	0	15	5	0	0	0	0	0	4	1	T		
0	0	413	0	6	7	0	23	8	22	47	4	75	8	9	5	17	9	M	Malignant neoplasm of meninges, brain and other	
0	0	239	0	2	3	0	17	3	14	25	1	38	3	8	3	11	8	F	parts of central nervous system (C70-C72)	
0	0	652	0	8	10	0	40	11	36	72	5	113	11	17	8	28	17	T		
1	5	1068	1	2	11	0	81	9	14	64	1	687	15	26	4	29	94	M	Malignant neoplasms of other and	
0	0	714	1	12	8	0	51	8	13	28	1	544	7	17	10	11	89	F	unspecified sites (C73-C80 & C97)	
1	5	1782	2	14	19	0	132	17	27	92	2	1231	22	43	14	40	183	T		
1	5	1068	1	2	11	0	81	9	14	64	1	687	15	26	4	29	94	M	Malignant neoplasm of other, ill-defined, secondary,	
0	0	714	1	12	8	0	51	8	13	28	1	544	7	17	10	11	89	F	unspecified and multiple sites (C73-C80 & C97)	
1	5	1782	2	14	19	0	132	17	27	92	2	1231	22	43	14	40	183	T		
0	115	1467	12	7	12	1	274	31	22	184	7	252	13	28	13	238	141	M	Malignant neoplasms of lymphoid, haematopoietic	
0	61	846	10	4	17	0	152	31	23	92	4	160	11	19	12	138	94	F	and related tissue (C81-C96)	
0	176	2313	22	11	29	1	426	62	45	276	11	412	24	47	25	376	235	T		

TABLE 4 - MEDICALLY CERTIFIED DEATHS BY SEX IN STATES / UNION TERRITORIES ACCORDING TO NATIONAL LIST (BASED UPON TENTH REVISION OF ICD) DURING 2020

Major Group No.	CAUSE OF DEATH	Sex	All States (Total)																	
			All States (Total)	Andhra Pradesh	A & N Islands	Assam	Bihar	Chandigarh	Chhattisgarh	Dalhi	D & N Haveli & Daman & Diu	Goa	Gujarat	Haryana	Himachal Pradesh	Jharkhand	Karnataka	Kerala		
			1	2	3	4	5	6	7	8	9	10	11	12	13	14	15	16	17	
1	Hodgkin's disease (C81)	M	189	0	0	0	0	0	0	1	4	26	0	4	9	1	0	0	33	11
		F	81	0	0	0	0	0	0	0	0	9	0	5	5	0	0	0	13	8
		T	270	0	0	0	0	0	0	1	4	35	0	9	14	1	0	0	46	19
2	Non-Hodgkin's lymphoma (C82-C85)	M	951	10	0	0	0	2	15	15	109	1	7	46	6	7	0	7	110	77
		F	514	7	0	0	0	4	4	4	48	0	4	26	2	6	0	4	44	51
		T	1465	17	0	0	0	6	19	19	157	1	11	72	8	13	0	12	161	126
3	Multiple myeloma and malignant plasma cell neoplasms (C90)	M	743	11	1	0	0	0	0	4	9	54	0	3	112	0	0	0	26	114
		F	466	5	0	0	0	0	11	5	26	0	5	62	1	1	1	26	68	
		T	1209	16	1	0	0	0	15	14	80	0	8	174	1	1	1	52	182	
4	Leukaemia (C91-C95)	M	3563	31	5	0	78	21	54	36	328	3	6	344	19	8	1	718	190	
		F	2186	23	4	0	32	28	33	13	174	0	10	253	19	4	2	399	152	
		T	5749	54	9	0	110	49	87	49	502	3	16	597	38	12	3	1117	342	
5	Other malignant neoplasms of lymphoid, haematopoietic and related tissue (C88 & C96)	M	621	4	0	0	0	0	0	4	3	0	7	1	0	0	0	554	7	
		F	283	2	0	0	0	1	0	5	1	0	1	2	0	0	0	240	7	
		T	904	6	0	0	0	1	0	9	4	0	1	9	1	0	0	794	14	
16	Carcinoma in situ (D00-D09)	M	981	72	2	0	171	3	2	85	143	2	5	48	2	0	40	19	0	
		F	879	77	7	0	0	3	1	43	82	2	18	85	0	0	50	9	4	
		T	1860	149	9	0	171	6	3	128	225	4	23	133	2	0	90	28	4	
17	Benign neoplasms (D10-D36)	M	556	6	0	0	0	0	16	20	67	0	4	77	3	2	1	13	36	
		F	395	8	1	0	0	0	12	1	40	0	4	43	2	0	0	12	23	
		T	951	14	1	0	0	0	28	21	107	0	8	120	5	2	1	25	59	
18	Other and unspecified neoplasm (D37-D48)	M	2142	4	1	79	0	1	6	6	117	1	4	24	1	1	1	16	19	
		F	1633	2	0	40	0	1	9	3	72	0	2	10	0	0	1	14	15	
		T	3775	6	1	119	0	2	15	9	189	1	6	34	1	1	2	30	34	
III.	DISEASES OF THE BLOOD AND BLOOD-FORMING ORGANS AND CERTAIN DISORDERS INVOLVING THE IMMUNE MECHANISM (D50-D89)	M	9899	136	22	3	329	33	87	428	379	10	71	1150	75	42	29	1123	141	
		F	8316	127	21	2	25	33	94	406	304	8	82	829	88	39	72	968	153	
		T	18215	263	43	5	354	66	181	834	683	18	153	1979	163	81	101	2091	294	
19	Diseases of the blood and blood-forming organs and certain disorders involving the immune mechanism (D50-D89)	M	9899	136	22	3	329	33	87	428	379	10	71	1150	75	42	29	1123	141	
		F	8316	127	21	2	25	33	94	406	304	8	82	829	88	39	72	968	153	
		T	18215	263	43	5	354	66	181	834	683	18	153	1979	163	81	101	2091	294	
20	Malnutrition (E40-E46)	M	327	12	0	0	13	6	2	4	25	0	7	11	0	0	5	20	6	
		F	325	2	0	0	7	2	4	10	22	0	12	10	0	1	2	14	10	
		T	652	14	0	0	20	8	6	14	47	0	19	21	0	1	7	34	16	
21	Endocrine, other nutritional and metabolic diseases (E00-E34 & E50-E89)	M	6252	665	154	27	4676	57	191	441	1175	52	843	983	361	155	58	7156	2485	
		F	41713	292	96	5	2179	15	167	266	981	19	653	655	251	150	69	4686	1879	
		T	104665	959	250	32	6855	72	358	707	2156	71	1496	1638	612	305	127	11842	4364	
1	Disorders of thyroid gland (E00-E07)	M	539	6	2	0	69	0	2	19	7	0	5	24	6	0	0	62	1	
		F	992	5	12	0	9	0	3	25	35	1	17	40	8	4	0	138	7	
		T	1531	11	14	0	78	0	5	44	42	1	22	64	14	4	0	200	8	
2	Diabetes mellitus (E10-E14)	M	54694	533	137	27	1835	33	142	325	787	38	759	816	177	93	25	6428	2300	
		F	36429	204	75	5	1407	6	126	192	674	14	569	502	146	84	32	4107	1717	
		T	91123	737	212	32	3242	39	268	517	1461	52	1328	1318	323	177	57	10535	4017	
3	Other nutritional deficiencies (E50-E64)	M	299	4	0	0	0	5	0	7	5	0	19	10	0	0	0	36	3	
		F	254	0	1	0	0	0	0	4	1	0	11	14	0	0	0	33	2	
		T	553	4	1	0	0	5	0	11	6	0	30	24	0	0	0	69	5	
4	All other endocrine and metabolic diseases (E15-E34 & E65-E89)	M	7093	122	15	0	2759	13	45	86	351	14	53	122	178	62	28	610	175	
		F	3713	81	8	0	756	7	34	35	249	4	44	89	97	61	35	394	143	
		T	10806	203	23	0	3515	20	79	121	600	18	97	211	275	123	63	1004	318	

TABLE 4 - MEDICALLY CERTIFIED DEATHS BY SEX IN STATES / UNION TERRITORIES ACCORDING TO NATIONAL LIST (BASED UPON TENTH REVISION OF ICD) DURING 2020

Lakshadweep	Madhya Pradesh	Maharashtra	Manipur	Meghalaya	Mizoram	Nagaland	Odisha	Puducherry	Punjab	Rajasthan	Sikkim	Tamil Nadu	Telangana	Tripura	Uttarakhand	Uttar Pradesh	West Bengal	Sex	CAUSE OF DEATH
0	2	55	0	0	0	0	2	1	2	2	5	0	0	0	2	23	3	M Hodgkin's disease	
0	19	0	0	0	0	0	2	0	4	1	0	5	0	0	0	6	2	F (C81)	
0	4	74	0	0	0	0	4	1	6	6	0	10	0	0	2	29	5	T	
0	0	379	4	2	3	0	32	0	3	17	3	31	6	11	2	38	15	M Non-Hodgkin's lymphoma	
0	0	212	3	0	5	0	18	0	7	3	2	20	2	5	4	25	8	F (C82-C85)	
0	0	591	7	2	8	0	50	0	10	20	5	51	8	16	6	63	23	T	
0	97	196	0	1	0	0	35	7	3	17	0	16	1	1	2	23	10	M Multiple myeloma and malignant plasma cell	
0	40	131	1	2	0	0	21	5	4	5	1	14	2	3	2	19	5	F neoplasms (C90)	
0	137	327	1	3	0	0	56	12	7	22	1	30	3	4	4	42	15	T	
0	15	809	8	4	8	1	205	23	14	143	4	199	6	14	6	153	109	M Leukaemia	
0	19	473	5	2	11	0	111	26	8	82	1	115	7	10	5	88	77	F (C91-C95)	
0	34	1282	13	6	19	1	316	49	22	225	5	314	13	24	11	241	186	T	
0	1	28	0	0	1	0	0	0	0	2	0	1	0	2	1	1	4	M Other malignant neoplasms of lymphoid,	
0	0	11	1	0	1	0	0	0	0	1	0	6	0	1	1	0	2	F haematopoietic and related tissue (C88 & C96)	
0	1	39	1	0	2	0	0	0	0	3	0	7	0	3	2	1	6	T	
8	1	11	0	1	3	0	2	21	12	36	0	169	16	28	1	23	55	M Carcinoma in situ	
7	1	4	0	0	2	0	1	25	12	29	0	311	6	15	1	14	70	F (D00-D09)	
15	2	15	0	1	5	0	3	46	24	65	0	480	22	43	2	37	125	T	
8	1	11	0	1	3	0	2	21	12	36	0	169	16	28	1	23	55	M Carcinoma in situ	
7	1	4	0	0	2	0	1	25	12	29	0	311	6	15	1	14	70	F (D00-D09)	
15	2	15	0	1	5	0	3	46	24	65	0	480	22	43	2	37	125	T	
0	1	102	0	2	2	0	3	1	11	11	0	59	93	0	1	6	19	M Benign neoplasms	
0	0	102	0	1	1	0	8	0	12	16	0	45	41	2	2	3	16	F (D10-D36)	
0	1	204	0	3	3	0	11	1	23	27	0	104	134	2	3	9	35	T	
0	0	6	0	0	0	0	0	0	1	3	0	0	0	0	1	2	3	F Leiomyoma of uterus	
0	0	6	0	0	0	0	0	0	1	3	0	0	0	0	1	2	3	T (D25)	
0	1	102	0	2	2	0	3	1	11	11	0	59	93	0	1	6	19	M All other benign neoplasms	
0	0	96	0	1	1	0	8	0	11	13	0	45	41	2	1	1	13	F (D10-D24 & D26-D36)	
0	1	198	0	3	3	0	11	1	22	24	0	104	134	2	2	7	32	T	
0	0	314	0	6	1	0	1	7	27	20	0	1387	24	4	21	28	21	M Other and unspecified neoplasm	
0	0	183	0	9	0	0	3	0	15	27	0	1161	13	3	10	27	13	F (D37-D48)	
0	0	497	0	15	1	0	4	7	42	47	0	2548	37	7	31	55	34	T	
0	0	314	0	6	1	0	1	7	27	20	0	1387	24	4	21	28	21	M Other and unspecified neoplasm	
0	0	183	0	9	0	0	3	0	15	27	0	1161	13	3	10	27	13	F (D37-D48)	
0	0	497	0	15	1	0	4	7	42	47	0	2548	37	7	31	55	34	T	
0	348	2188	19	8	12	8	837	20	185	364	7	429	72	119	54	813	358	M DISEASES OF THE BLOOD AND BLOOD-FORMING	
0	288	1697	17	21	15	4	905	26	46	349	12	453	61	109	65	649	348	F ORGANS AND CERTAIN DISORDERS INVOLVING	
0	636	3885	36	29	27	12	1742	46	231	713	19	882	133	228	119	1462	706	T THE IMMUNE MECHANISM (D50-D89)	
0	348	2188	19	8	12	8	837	20	185	364	7	429	72	119	54	813	358	M Diseases of the blood and blood-forming	
0	288	1697	17	21	15	4	905	26	46	349	12	453	61	109	65	649	348	F organs and certain disorders involving	
0	636	3885	36	29	27	12	1742	46	231	713	19	882	133	228	119	1462	706	T the immune mechanism (D50-D89)	
0	0	37	0	0	0	0	12	0	2	3	0	3	0	8	2	23	18	M Thalassemia	
0	0	24	0	1	0	0	8	0	0	2	0	1	0	3	0	39	21	F (D56)	
0	0	61	0	1	0	0	20	0	2	5	0	4	0	11	2	62	39	T	
0	345	1733	13	5	4	5	813	16	121	277	6	382	49	82	21	487	217	M Other anaemias	
0	288	1398	15	17	6	3	880	22	37	288	11	421	54	82	40	497	254	F (D50-D55,D57-D64)	
0	633	3131	28	22	10	8	1693	38	158	565	17	803	103	164	61	984	471	T	
0	3	319	6	1	5	3	12	3	62	82	1	36	23	4	26	73	95	M All other diseases of blood and blood-forming	
0	0	217	2	2	4	1	15	4	9	59	1	28	7	2	24	35	58	F organs (D65-D76)	
0	3	536	8	3	9	4	27	7	71	141	2	64	30	6	50	108	153	T	
0	0	99	0	2	3	0	0	1	0	2	0	8	0	25	5	230	28	M Certain disorders involving the immune	
0	0	58	0	1	5	0	2	0	0	0	0	3	0	22	1	78	15	F mechanism (D80-D89)	
0	0	157	0	3	8	0	2	1	0	2	0	11	0	47	6	308	43	T	
25	985	23271	88	73	48	9	1835	237	1598	798	62	10944	125	291	252	1139	1680	M ENDOCRINE, NUTRITIONAL AND METABOLIC	
24	538	15539	78	58	28	5	1042	189	1096	594	57	7702	86	155	195	751	1207	F DISEASES (E00-E89)	
49	1524	38810	166	131	76	14	2877	426	2694	1392	119	18646	211	447	447	1890	2887	T	
0	1	122	1	0	1	0	6	0	15	4	0	8	0	3	5	50	0	M Malnutrition	
0	1	125	0	3	0	0	3	2	24	2	0	10	0	1	0	58	0	F (E40-E46)	
0	2	247	1	3	1	0	9	2	39	6	0	18	0	4	5	108	0	T	
0	0	15	0	0	0	0	0	0	0	1	0	0	0	0	0	5	0	M Kwashiorkor	
0	0	5	0	0	0	0	0	0	1	0	0	0	0	0	0	4	0	F (E40)	
0	0	20	0	0	0	0	0	0	1	1	0	0	0	0	0	9	0	T	
0	0	11	0	0	0	0	0	0	12	0	0	0	0	0	0	31	0	M Nutritional marasmus	
0	1	5	0	0	0	0	0	0	22	0	0	0	0	0	0	38	0	F (E41)	
0	1	16	0	0	0	0	0	0	34	0	0	0	0	0	0	69	0	T	
0	1	96	1	0	1	0	6	0	3	3	0	8	0	3	5	14	0	M Other protein-energy malnutrition	
0	0	115	0	3	0	0	3	2	1	2	0	10	0	1	0	16	0	F (E42-E46)	
0	1	211	1	3	1	0	9	2	4	5	0	18	0	4	5	30	0	T	
25	985	23149	87	73	47	9	1829	237	1583	794	62	10936	125	288	247	1089	1680	M Endocrine, other nutritional and metabolic	
24	537	15414	78	55	28	5	1042	189	1072	592	57	7692	86	155	195	693	1207	F diseases (E00-E34 & E50-E89)	
49	1522	38563	165	128	75	14	2871	426	2655	1386	119	18628	211	443	442	1782	2887	T	
0	0	231	1	1	0	0	16	0	5	7	0	29	0	4	9	16	17	M Disorders of thyroid gland	
0	0	478	8	2	1	0	34	1	3	21	3	52	2	9	14	42	18	F (E00-E07)	
0	0	709	9	3	1	0	50	1	8	28	3	81	2	13	23	58	35	T	
25	939	22252	82	49	28	7	1389	213	1534	657	55	10328	78	251	180	788	1384	M Diabetes mellitus	
24	526	14399	59	38	21	3	773	166	1052	496	51	7204	48	129	116	471	993	F (E10-E14)	
49	1465	36651	141	87	49	10	2162	379	2586	1153	106	17532	126	380	296	1259	2377	T	
0	1	28	0	1	2	2	0	3	1	6	1	50	0	1	15	98	1	M All other nutritional deficiencies	
0	0	18	0	0	0	2	1	1	0	8	0	58	1	0	25	73	1	F (E50-E64)	
0	1	46	0	1	2	4	1	4	1	14	1	108	1	1	40	171	2	T	
0	45	638	4	22	17	0	424	21	43	124	6	529	47	32	43	187	278	M All other endocrine and metabolic diseases	
0	11	519	11	15	6	0	234	21	17	67	3	378	35	17	40	107	195	F (E15-E34 & E65-E89)	
0	56	1157	15	37	23	0	658	42	60	191	9	907	82	49	83	294	473	T	

TABLE 4 - MEDICALLY CERTIFIED DEATHS BY SEX IN STATES / UNION TERRITORIES ACCORDING TO NATIONAL LIST (BASED UPON TENTH REVISION OF ICD) DURING 2020

Major Group No.	CAUSE OF DEATH	Sex	All States (Total)																
			All States (Total)	Andhra Pradesh	A & N Islands	Assam	Bihar	Chandigarh	Chhattisgarh	Delhi	D & N Haveli & Daman & Diu	Goa	Gujarat	Haryana	Himachal Pradesh	Jharkhand	Karnataka	Kerala	
			1	2	3	4	5	6	7	8	9	10	11	12	13	14	15	16	17
V.	MENTAL AND BEHAVIOURAL DISORDERS (F01-F99)	M	3067	165	14	0	130	34	33	72	25	3	24	139	15	74	3	277	8
		F	1216	100	4	0	71	21	2	19	15	0	13	61	6	6	1	95	4
		T	4283	265	18	0	201	55	35	91	40	3	37	200	21	80	4	372	12
22	Mental and behavioural disorders (F01-F99)	M	3067	165	14	0	130	34	33	72	25	3	24	139	15	74	3	277	8
		F	1216	100	4	0	71	21	2	19	15	0	13	61	6	6	1	95	4
		T	4283	265	18	0	201	55	35	91	40	3	37	200	21	80	4	372	12
1	Mental and behavioural disorders due to psychoactive substance use (F10-F19)	M	1372	4	11	0	0	0	33	54	10	1	9	35	2	74	0	207	2
		F	133	5	0	0	0	0	0	10	1	0	0	10	0	5	0	46	0
		T	1505	9	11	0	0	0	33	64	11	1	9	45	2	79	0	253	2
2	Schizophrenia, schizotypal & delusional disorders (F20-F29)	M	135	11	0	0	0	5	0	1	4	0	3	2	0	0	1	21	4
		F	86	2	0	0	0	3	1	3	2	0	2	2	0	0	0	11	1
		T	221	13	0	0	0	8	1	4	6	0	5	4	0	0	1	32	5
3	All other mental and behavioural disorders (F01-F09,F30-F99)	M	1560	150	3	0	130	29	0	17	11	2	12	102	13	0	2	49	2
		F	997	93	4	0	71	18	1	6	12	0	11	49	6	1	1	38	3
		T	2557	243	7	0	201	47	1	23	23	2	23	151	19	1	3	87	5
VI.	DISEASES OF THE NERVOUS SYSTEM (G00-G98)	M	20968	567	31	0	607	130	188	368	930	13	171	1306	126	107	176	2627	222
		F	11332	368	26	0	172	55	114	138	590	9	89	782	73	64	107	1274	166
		T	32300	935	57	0	779	185	302	506	1520	22	260	2088	199	171	283	3901	388
23	Inflammatory diseases of the central nervous system (G00-G09)	M	5593	114	1	0	206	101	50	46	468	2	8	134	9	22	14	714	46
		F	3042	88	6	0	12	45	34	43	332	0	3	99	9	8	8	347	26
		T	8635	202	7	0	218	146	84	89	800	2	11	233	18	30	22	1061	72
1	Meningitis (G00 & G03)	M	2438	96	1	0	206	98	13	25	356	1	5	51	1	13	14	455	19
		F	1405	69	2	0	12	45	11	19	244	0	1	41	2	5	8	212	10
		T	3843	165	3	0	218	143	24	44	600	1	6	92	3	18	22	667	29
2	Encephalitis,myelitis and encephalomyelitis (G04)	M	2062	16	0	0	2	26	11	102	1	3	44	8	7	0	206	24	
		F	1071	17	3	0	0	0	15	17	77	0	1	32	7	3	0	105	16
		T	3133	33	3	0	0	2	41	28	179	1	4	76	15	10	0	311	40
3	Other inflammatory diseases of the central nervous system (G06,G08-G09)	M	1093	2	0	0	0	1	11	10	10	0	0	39	0	2	0	53	3
		F	566	2	1	0	0	0	8	7	11	0	1	26	0	0	0	30	0
		T	1659	4	1	0	0	1	19	17	21	0	1	65	0	2	0	83	3
24	Other diseases of the nervous system (G10-G98)	M	15375	453	30	0	401	29	138	122	462	11	163	1172	117	85	162	1913	176
		F	8290	280	20	0	160	10	80	95	258	9	86	683	64	56	99	927	140
		T	23665	733	50	0	561	39	218	217	720	20	249	1855	181	141	261	2840	316
1	Alzheimer's disease (G30)	M	207	0	0	0	0	0	0	1	0	0	5	8	1	0	0	10	1
		F	167	0	0	0	0	0	0	2	0	0	4	3	0	0	0	7	4
		T	374	0	0	0	0	0	0	3	0	0	9	11	1	0	0	17	5
2	Epilepsy (G40-G41)	M	2072	110	0	0	82	3	24	28	46	0	22	61	46	17	1	410	13
		F	1137	66	6	0	54	1	12	31	31	0	14	37	26	11	1	209	10
		T	3209	176	6	0	136	4	36	59	77	0	36	98	72	28	2	619	23
3	All other diseases of the nervous system (G10-G25,G31,G35-G37,G43-G98)	M	13096	343	30	0	319	26	114	93	416	11	136	1103	70	68	161	1493	162
		F	6986	214	14	0	106	9	68	62	227	9	68	643	38	45	98	711	126
		T	20082	557	44	0	425	35	182	155	643	20	204	1746	108	113	259	2204	288
VII.	DISEASES OF THE EYE AND ADNEXA (H00-H59)	M	1748	1443	2	0	0	28	4	7	1	0	0	103	3	1	4	1	0
		F	882	735	0	0	0	17	2	0	0	1	0	48	1	1	3	1	0
		T	2630	2178	2	0	0	45	6	7	1	1	0	151	4	2	7	2	0
25	Disease of the eye and adnexa (H00-H59)	M	1748	1443	2	0	0	28	4	7	1	0	0	103	3	1	4	1	0
		F	882	735	0	0	0	17	2	0	0	1	0	48	1	1	3	1	0
		T	2630	2178	2	0	0	45	6	7	1	1	0	151	4	2	7	2	0
1	Disease of the eye and adnexa (H00-H59)	M	1748	1443	2	0	0	28	4	7	1	0	0	103	3	1	4	1	0
		F	882	735	0	0	0	17	2	0	0	1	0	48	1	1	3	1	0
		T	2630	2178	2	0	0	45	6	7	1	1	0	151	4	2	7	2	0
VIII.	DISEASES OF THE EAR AND MASTOID PROCESS (H60-H95)	M	186	19	0	0	0	4	1	4	0	0	0	80	0	0	0	2	0
		F	96	2	0	0	0	3	1	1	0	0	0	48	0	0	0	0	0
		T	282	21	0	0	0	7	2	5	0	0	0	128	0	0	0	2	0
26	Diseases of the ear and mastoid process (H60-H93)	M	186	19	0	0	0	4	1	4	0	0	0	80	0	0	0	2	0
		F	96	2	0	0	0	3	1	1	0	0	0	48	0	0	0	0	0
		T	282	21	0	0	0	7	2	5	0	0	0	128	0	0	0	2	0
1	Diseases of the ear and mastoid process (H60-H93)	M	186	19	0	0	0	4	1	4	0	0	0	80	0	0	0	2	0
		F	96	2	0	0	0	3	1	1	0	0	0	48	0	0	0	0	0
		T	282	21	0	0	0	7	2	5	0	0	0	128	0	0	0	2	0
IX.	DISEASES OF THE CIRCULATORY SYSTEM (I00-I99)	M	364803	39677	398	162	10181	3495	2069	8064	8750	619	2698	19294	4280	987	2885	29189	4814
		F	215948	21718	200	58	5298	1970	1057	4520	5203	294	2441	11711	2391	677	1596	16577	3244
		T	580751	61395	598	220	15479	5465	3126	12584	13953	913	5139	31005	6671	1664	4481	45766	8058
27	Acute rheumatic fever and chronic rheumatic heart diseases (I00-I09)	M	4683	79	2	0	105	5	37	81	857	4	4	333	16	15	36	551	32
		F	4122	61	0	0	3	3	49	33	612	7	6	293	11	26	39	575	76
		T	8805	140	2	0	108	8	86	114	1469	11	10	626	27	41	75	1126	108
1	Acute rheumatic fever (I00-I02)	M	1708	4	0	0	0	4	7	37	674	2	0	24	1	2	0	50	1
		F	1146	0	0	0	0	3	3	14	430	0	0	17	1	3	2	35	0
		T	2854	4	0	0	0	7	10	51	1104	2	0	41	2	5	2	85	1
2	Chronic rheumatic heart diseases (I05-I09)	M	2975	75	2	0	105	1	30	44	183	2	4	309	15	13	36	501	31
		F	2976	61	0	0	3	0	46	19	182	7	6	276	10	23	37	540	76
		T	5951	136	2	0	108	1	76	63	365	9	10	585	25	36	73	1041	107
28	Hypertensive diseases (I10-I15)	M	42277	257	129	155	9135	7	150	655	1953	59	487	1054	1	20	88	4857	639
		F	28244	155	98	54	5172	7	95	416	1272	27	566	792	1	15	93	2759	494
		T	70521	412	227	209	14307	14	245	1071	3225	86</							

TABLE 4 - MEDICALLY CERTIFIED DEATHS BY SEX IN STATES / UNION TERRITORIES ACCORDING TO NATIONAL LIST (BASED UPON TENTH REVISION OF ICD) DURING 2020

Lakshadweep	Madhya Pradesh	Maharashtra	Manipur	Meghalaya	Mizoram	Nagaland	Odisha	Puducherry	Punjab	Rajasthan	Sikkim	Tamil Nadu	Telangana	Tripura	Uttarakhand	Uttar Pradesh	West Bengal	S ex	CAUSE OF DEATH
0	2	902	2	5	5	0	465	18	14	77	7	267	71	25	18	112	61	M	MENTAL AND BEHAVIOURAL DISORDERS
0	1	269	0	2	0	0	223	1	7	22	1	107	32	17	2	83	31	F	(F01-F99)
0	3	1171	2	7	5	0	688	19	21	99	8	374	103	42	20	195	92	T	
0	2	902	2	5	5	0	465	18	14	77	7	267	71	25	18	112	61	M	Mental and behavioural disorders
0	1	269	0	2	0	0	223	1	7	22	1	107	32	17	2	83	31	F	(F01-F99)
0	3	1171	2	7	5	0	688	19	21	99	8	374	103	42	20	195	92	T	
0	1	514	2	1	5	0	129	2	9	32	5	134	17	3	17	26	33	M	Mental and behavioural disorders due to
0	0	16	0	1	0	0	8	0	3	4	1	3	1	0	0	15	4	F	psychoactive substance use (F10-F19)
0	1	530	2	2	5	0	137	2	12	36	6	137	18	3	17	41	37	T	
0	0	24	0	2	0	0	1	2	2	10	2	21	3	1	0	13	2	M	Schizophrenia, schizotypal & delusional
0	1	27	0	0	0	0	1	1	1	7	0	9	4	2	1	4	2	F	disorders (F20-F29)
0	1	51	0	2	0	0	1	3	3	17	2	30	7	3	1	17	4	T	
0	1	364	0	2	0	0	335	14	3	35	0	112	51	21	1	73	26	M	All other mental and behavioural disorders
0	0	226	0	1	0	0	215	0	3	11	0	95	27	15	1	64	25	F	(F01-F09,F30-F99)
0	1	590	0	3	0	0	550	14	6	46	0	207	78	36	2	137	51	T	
0	276	5358	21	71	31	14	1050	25	1669	733	23	1852	206	85	107	968	1110	M	DISEASES OF THE NERVOUS SYSTEM
0	121	2518	17	46	25	9	620	18	845	462	10	1085	142	46	71	578	692	F	(G00-G98)
0	397	7876	38	117	56	23	1670	43	2514	1195	33	2937	348	131	178	1546	1802	T	
0	211	1283	5	12	15	8	365	9	522	233	5	189	0	27	19	405	350	M	Inflammatory diseases of the central
0	102	524	8	13	17	5	269	3	248	187	6	128	1	19	19	218	215	F	nervous system (G00-G09)
0	313	1807	13	25	32	13	634	12	770	420	11	317	1	46	38	623	565	T	
0	43	588	0	2	3	5	96	6	53	89	0	37	0	13	9	48	92	M	Meningitis
0	29	353	3	4	6	3	78	2	29	54	2	28	1	9	12	45	66	F	(G00 & G03)
0	72	941	3	6	9	8	174	8	82	143	2	65	1	22	21	93	158	T	
0	165	569	5	10	12	0	264	1	10	137	5	0	0	14	9	161	250	M	Encephalitis,myelitis and encephalomyelitis
0	72	107	5	9	9	0	184	0	9	123	4	0	0	9	5	96	146	F	(G04)
0	237	676	10	19	21	0	448	1	19	260	9	0	0	23	14	257	396	T	
0	3	126	0	0	0	3	5	2	459	7	0	152	0	0	1	196	8	M	Other inflammatory diseases of the central
0	1	64	0	0	2	2	7	1	210	10	0	100	0	1	2	77	3	F	nervous system (G06,G08-G09)
0	4	190	0	0	2	5	12	3	669	17	0	252	0	1	3	273	11	T	
0	65	4075	16	59	16	6	685	16	1147	500	18	1663	206	58	88	563	760	M	Other diseases of the nervous system
0	19	1994	9	33	8	4	351	15	597	275	4	957	141	27	52	360	477	F	(G10-G98)
0	84	6069	25	92	24	10	1036	31	1744	775	22	2620	347	85	140	923	1237	T	
0	1	138	0	1	0	2	0	0	5	0	0	7	0	0	0	27	0	M	Alzheimer's disease
0	0	107	0	2	0	1	1	0	6	0	0	5	0	0	0	25	0	F	(G30)
0	1	245	0	3	0	3	1	0	11	0	0	12	0	0	0	52	0	T	
0	6	491	1	17	3	0	193	3	16	126	11	132	36	7	17	89	61	M	Epilepsy
0	2	239	0	10	1	0	81	3	7	62	2	100	18	0	4	51	48	F	(G40-G41)
0	8	730	1	27	4	0	274	6	23	188	13	232	54	7	21	140	109	T	
0	58	3446	15	41	13	4	492	13	1126	374	7	1524	170	51	71	447	699	M	All other diseases of the nervous system
0	17	1648	9	21	7	3	269	12	584	213	2	852	123	27	48	284	429	F	(G10-G25,G31,G35-G37,G43-G98)
0	75	5094	24	62	20	7	761	25	1710	587	9	2376	293	78	119	731	1128	T	
0	0	4	0	0	1	0	2	0	2	15	0	38	30	5	0	30	24	M	DISEASES OF THE EYE AND ADNEXA
0	0	6	0	0	0	0	1	0	0	10	0	21	10	4	0	7	14	F	(H00-H59)
0	0	10	0	0	1	0	3	0	2	25	0	59	40	9	0	37	38	T	
0	0	4	0	0	1	0	2	0	2	15	0	38	30	5	0	30	24	M	Disease of the eye and adnexa
0	0	6	0	0	0	0	1	0	0	10	0	21	10	4	0	7	14	F	(H00-H59)
0	0	10	0	0	1	0	3	0	2	25	0	59	40	9	0	37	38	T	
0	0	4	0	0	1	0	2	0	2	15	0	38	30	5	0	30	24	M	Disease of the eye and adnexa
0	0	6	0	0	0	0	1	0	0	10	0	21	10	4	0	7	14	F	(H00-H59)
0	0	10	0	0	1	0	3	0	2	25	0	59	40	9	0	37	38	T	
0	1	13	0	0	0	0	2	0	0	12	0	25	3	0	1	13	6	M	DISEASES OF THE EAR AND MASTOID PROCESS
0	0	3	0	0	0	0	1	0	0	3	0	28	1	0	0	4	1	F	(H60-H95)
0	1	16	0	0	0	0	3	0	0	15	0	53	4	0	1	17	7	T	
0	1	13	0	0	0	0	2	0	0	12	0	25	3	0	1	13	6	M	Diseases of the ear and mastoid process
0	0	3	0	0	0	0	1	0	0	3	0	28	1	0	0	4	1	F	(H60-H95)
0	1	16	0	0	0	0	3	0	0	15	0	53	4	0	1	17	7	T	
0	1	13	0	0	0	0	2	0	0	12	0	25	3	0	1	13	6	M	Diseases of the ear and mastoid process
0	0	3	0	0	0	0	1	0	0	3	0	28	1	0	0	4	1	F	(H60-H95)
0	1	16	0	0	0	0	3	0	0	15	0	53	4	0	1	17	7	T	
109	6484	61064	264	467	399	18	7832	1585	7460	8672	291	86113	15509	2679	983	9443	17869	M	DISEASES OF THE CIRCULATORY SYSTEM
88	3153	28586	114	299	183	11	4855	1046	6870	4847	151	57340	8696	1697	639	5374	13044	F	(I00-I99)
197	9637	89650	378	766	582	29	12687	2631	14330	13519	442	143453	24205	4376	1622	14817	30913	T	
0	1	479	0	3	5	0	113	220	78	115	3	261	5	6	45	1030	162	M	Acute rheumatic fever and chronic
0	0	624	5	2	1	0	168	224	47	61	10	244	1	6	32	731	172	F	rheumatic heart diseases (I00-I09)
0	1	1103	5	5	6	0	281	444	125	176	13	505	6	12	77	1761	334	T	
0	0	45	0	0	0	0	0	9	21	10	0	0	0	0	20	713	84	M	Acute rheumatic fever
0	0	19	1	0	0	0	1	2	11	6	0	2	0	0	14	486	96	F	(I00-I02)
0	0	64	1	0	0	0	1	11	32	16	0	2	0	0	34	1199	180	T	
0	1	434	0	3	5	0	113	211	57	105	3	261	5	6	25	317	78	M	Chronic rheumatic heart diseases
0	0	605	4	2	1	0	167	222	36	55	10	242	1	6	18	245	76	F	(I05-I09)
0	1	1039	4	5	6	0	280	433	93	160	13	503	6	12	43	562	154	T	
14	993	8203	105	27	18	6	970	474	1405	263	115	6753	0	305	73	1947	960	M	Hypertensive diseases
7	559	6353	45	17	9	3	680	334	1253	166	63	4718	0	163	88	957	813	F	(I10-I15)
21	1552	14556	150	44	27	9	1650	808	2658	429	178	11471	0	468	161	2904	1773	T	
10	971	680	0	12	3	4	0	302	905	51	2	5413	0	162	29	1172	320	M	Hypertensive heart disease
4	543	624	0	3	1	2	2	81	849	41	0	3851	0	96	46	509	296	F	(I11)
14	1514	1304	0	15	4	6	2	383	1754	92	2	9264	0	258	75	1681	616	T	
4	22	7523	105	15	15	2	970	172	500	212	113	1340	0	143	44	775	640	M	All other hypertensive diseases
3	16	5729	45	14	8	1	678	253	404	125	63	867	0	67	42	448	517	F	(I10, I12-I15)
7	38	13252	150	29	23	3	1648	425	904	337	176	2207	0	210	86	1223	1157	T	
29	570	34199	26	56	66														

TABLE 4 - MEDICALLY CERTIFIED DEATHS BY SEX IN STATES / UNION TERRITORIES ACCORDING TO NATIONAL LIST (BASED UPON TENTH REVISION OF ICD) DURING 2020

Major Group No.	CAUSE OF DEATH	Sex	All States (Total)																
			All States (Total)	Andhra Pradesh	A & N Islands	Assam	Bihar	Chandigarh	Chhattisgarh	Delhi	D & N Haveli & Daman & Diu	Goa	Gujarat	Haryana	Himachal Pradesh	Jharkhand	Karnataka	Kerala	
			1	2	3	4	5	6	7	8	9	10	11	12	13	14	15	16	17
1	Acute myocardial infarction (I21-I22)	M	56537	516	38	0	0	3	197	401	390	161	734	3885	142	306	6	5862	345
		F	28381	324	13	0	0	0	100	193	204	78	598	2084	70	167	7	3291	237
		T	84918	840	51	0	0	3	297	594	594	239	1332	5969	212	473	13	9153	582
2	All other ischaemic heart diseases (I20 & I23-I25)	M	31962	108	15	0	0	7	229	114	1022	68	395	1856	640	105	2	5085	1686
		F	18296	75	8	0	0	2	93	66	522	21	252	952	319	77	1	2799	972
		T	50258	183	23	0	0	9	322	180	1544	89	647	2808	959	182	3	7884	2658
30	Diseases of pulmonary circulation and other forms of heart disease (I26-I51)	M	171966	35910	130	0	104	3078	740	5540	2946	205	688	9909	2547	306	2686	7218	487
		F	105178	19529	46	0	2	1751	414	3167	1722	132	662	6192	1456	239	1415	4355	425
		T	277144	55439	176	0	106	4829	1154	8707	4668	337	1350	16101	4003	545	4101	11573	912
1	Pulmonary heart disease and diseases of pulmonary circulation (I26-I28)	M	14502	634	12	0	104	47	34	948	863	6	20	310	6	105	2	262	18
		F	9107	390	2	0	2	19	28	550	447	1	16	221	5	64	2	208	30
		T	23609	1024	14	0	106	66	62	1498	1310	7	36	531	11	169	4	470	48
2	Other forms of heart diseases (I30-I51)	M	157464	35276	118	0	0	3031	706	4592	2083	199	668	9599	2541	201	2684	6956	469
		F	96071	19139	44	0	0	1732	386	2617	1275	131	646	5971	1451	175	1413	4147	395
		T	253535	54415	162	0	0	4763	1092	7209	3358	330	1314	15570	3992	376	4097	11103	864
31	Cerebrovascular diseases (I60-I69)	M	52177	2479	67	7	188	380	428	1148	1383	121	362	1629	727	200	65	5173	1518
		F	28830	1409	31	4	4	200	122	563	751	28	326	1008	406	144	39	2567	990
		T	81007	3888	98	11	192	580	550	1711	2134	149	688	2637	1133	344	104	7740	2508
1	Cerebrovascular diseases (I60-I69)	M	52177	2479	67	7	188	380	428	1148	1383	121	362	1629	727	200	65	5173	1518
		F	28830	1409	31	4	4	200	122	563	751	28	326	1008	406	144	39	2567	990
		T	81007	3888	98	11	192	580	550	1711	2134	149	688	2637	1133	344	104	7740	2508
32	Other diseases of the circulatory system (I70-I99)	M	5201	328	17	0	649	15	288	125	199	1	28	628	207	35	2	443	107
		F	2897	165	4	0	117	7	184	82	120	1	31	990	128	9	2	231	50
		T	8098	493	21	0	766	22	472	207	319	2	59	1018	335	44	4	674	157
1	Atherosclerosis (I70)	M	238	16	0	0	0	0	3	7	12	0	11	13	3	0	0	10	1
		F	126	13	0	0	0	1	2	1	13	0	16	10	0	0	0	5	1
		T	364	29	0	0	0	1	5	8	25	0	27	23	3	0	0	15	2
2	Arterial embolism and thrombosis (I74)	M	151	12	4	0	0	0	1	5	4	0	2	31	0	2	0	5	0
		F	108	8	1	0	0	1	0	1	1	1	0	13	1	0	1	6	0
		T	259	20	5	0	0	1	1	6	5	1	2	44	1	2	1	11	0
3	Other diseases of arteries, arterioles & capillaries (I71-I73 & I77-I78)	M	723	7	11	0	0	0	25	21	42	0	2	106	6	7	0	32	90
		F	430	6	2	0	0	0	11	16	25	0	2	60	0	2	0	15	34
		T	1153	13	13	0	0	0	36	37	67	0	4	166	6	9	0	47	124
4	Phlebitis, thrombophlebitis, venous embolism and thrombosis (I80-I82)	M	322	4	0	0	0	0	15	15	13	0	2	18	1	4	0	58	11
		F	196	6	0	0	0	0	16	6	4	0	3	10	0	0	0	23	12
		T	518	10	0	0	0	0	31	21	17	0	5	28	1	4	0	81	23
5	All other diseases of the circulatory system (I83-I99)	M	3767	289	2	0	649	15	244	77	128	1	11	460	197	22	2	338	5
		F	2037	132	1	0	117	5	155	58	77	0	10	297	127	7	1	182	3
		T	5804	421	3	0	766	20	399	135	205	1	21	757	324	29	3	520	8
X.	DISEASES OF THE RESPIRATORY SYSTEM (J00-J98)	M	119766	4769	117	23	1889	202	822	2264	4985	141	649	13459	2046	450	252	11542	1198
		F	61394	2559	53	11	186	143	467	1191	3071	83	546	7201	1071	325	134	5725	501
		T	181160	7328	170	34	2075	345	1289	3455	8056	224	1195	20660	3117	775	386	17267	1699
33	Diseases of the upper respiratory tract (J00-J06 & J30-J39)	M	5303	52	3	0	568	92	32	68	468	1	1	446	4	17	3	71	1
		F	2105	33	2	0	43	61	12	28	290	1	6	270	1	8	2	46	0
		T	7408	85	5	0	611	153	44	96	758	2	7	716	5	25	5	117	1
1	Acute pharyngitis and acute tonsillitis (J02-J03)	M	416	2	0	0	70	0	0	1	3	0	0	18	0	0	0	1	0
		F	225	2	0	0	16	0	0	1	1	0	0	6	0	0	0	4	0
		T	641	4	0	0	86	0	0	2	4	0	0	24	0	0	0	5	0
2	Acute laryngitis and tracheitis (J04)	M	308	2	0	0	0	1	0	1	0	0	0	116	0	0	0	2	0
		F	152	0	0	0	0	0	0	0	0	0	0	70	0	0	0	0	0
		T	460	2	0	0	0	1	0	1	0	0	0	186	0	0	0	2	0
3	Other acute upper respiratory infections (J00-J01 & J05-J06)	M	2669	36	2	0	224	1	5	58	453	1	0	173	3	5	0	50	0
		F	1125	17	2	0	17	1	2	14	283	0	5	127	1	4	0	33	0
		T	3794	53	4	0	241	2	7	72	736	1	5	300	4	9	0	83	0
4	All other diseases of upper respiratory tract (J30-J39)	M	1910	12	1	0	274	90	27	8	12	0	1	139	1	12	3	18	1
		F	603	14	0	0	10	60	10	13	6	1	1	67	0	4	2	9	0
		T	2513	26	1	0	284	150	37	21	18	1	2	206	1	16	5	27	1
34	Lower respiratory diseases (J20-J22 & J40-J47)	M	36678	275	42	16	1093	55	119	296	1355	9	255	2697	749	216	138	3904	880
		F	18525	160	21	6	97	49	64	119	841	6	302	1393	328	149	95	1769	326
		T	55203	435	63	22	1190	104	183	415	2196	15	557	4090	1077	365	233	5673	1206
1	Acute bronchitis and acute bronchiolitis (J20-J21)	M	1452	10	1	0	218	4	10	33	135	1	1	189	0	1	66	7	0
		F	888	12	1	0	34	0	5	16	100	0	2	136	0	1	47	2	0
		T	2340	22	2	0	252	4	15	49	235	1	3	325	0	2	113	9	0
2	Bronchitis, chronic and unspecified, emphysema (J40-J43)	M	2056	10	2	0	286	0	4	29	13	0	25	240	1	18	32	83	0
		F	1227	7	0	0	41	0	4	6	12	0	49	145	1	1	23	37	0
		T	3283	17	2	0	327	0	8	35	25	0	74	385	2	19	55	120	0
3	Asthma (J45-J46)	M	5893	88	12	16	195	49	13	65	49	3	27	184	65	1	32	641	14
		F	4240	67	9	6	0	46	23	32	53	1	37	113	33	4	17	492	31
		T	10133	155	21	22	195	95	36	97	102	4	64	297	98	5	49	1133	45
4	Other lower respiratory disorders (J22, J44 & J47)	M	27277	167	27	0	394	2	92	169	1158	5	202	2084	683	196	8	3173	866
		F	12170	74	11	0	22	3	32	65	676	5	214	999	294	143	8	1238	295
		T	39447	241	38	0	416	5	124	234	1834	10	416	3083	977	339	16	4411	

TABLE 4 - MEDICALLY CERTIFIED DEATHS BY SEX IN STATES / UNION TERRITORIES ACCORDING TO NATIONAL LIST (BASED UPON TENTH REVISION OF ICD) DURING 2020

Lakshadweep	Madhya Pradesh	Maharashtra	Manipur	Meghalaya	Mizoram	Nagaland	Odisha	Puducherry	Punjab	Rajasthan	Sikkim	Tamil Nadu	Telangana	Tripura	Uttarakhand	Uttar Pradesh	West Bengal	S ex	CAUSE OF DEATH
12	486	22875	23	27	54	3	950	174	1570	1250	43	12549	125	288	81	740	2301	M	Acute myocardial infarction
8	210	7986	4	17	18	2	481	97	1177	676	16	8310	95	132	34	386	1366	F	(I21-I22)
20	696	30861	27	44	72	5	1431	271	2747	1926	59	20859	220	420	115	1126	3667	T	
17	84	11324	3	29	12	2	862	83	1056	962	9	3528	202	135	212	1040	1070	M	All other ischaemic heart diseases
13	46	5985	2	18	1	1	414	27	1557	506	5	2140	137	41	110	562	572	F	(I20 & I23-I25)
30	130	17309	5	47	13	3	1276	110	2613	1468	14	5668	339	176	322	1602	1642	T	
37	3448	6756	70	120	166	7	2079	497	2298	3728	47	56109	14439	1317	329	3203	4822	M	Diseases of pulmonary circulation and
33	1708	3421	25	94	90	5	1289	290	1810	2039	29	38375	8007	883	215	1645	3713	F	other forms of heart disease (I26-I51)
70	5156	10177	95	214	256	12	3368	787	4108	5767	76	94484	22446	2200	544	4848	8535	T	
11	2240	378	0	21	17	4	375	179	917	508	1	4570	946	27	205	581	151	M	Pulmonary heart disease and diseases
10	1149	275	3	20	8	3	210	132	741	322	3	3026	482	14	132	328	264	F	of pulmonary circulation (I26-I28)
21	3389	653	3	41	25	7	585	311	1658	830	4	7596	1428	41	337	909	415	T	
26	1208	6378	70	99	149	3	1704	318	1381	3220	46	51539	13493	1290	124	2622	4671	M	Other forms of heart diseases
23	559	3146	22	74	82	2	1079	158	1069	1717	26	35340	7525	869	83	1317	3449	F	(I30-I51)
49	1767	9524	92	173	231	5	2783	476	2450	4937	72	86888	21018	2159	207	3939	8120	T	
29	1456	10915	62	255	134	0	2835	110	862	2282	74	6211	698	569	235	1198	8377	M	Cerebrovascular diseases
27	625	3927	33	148	58	0	1814	61	973	1362	28	3070	425	434	157	926	6170	F	(I60-I69)
56	2081	14842	95	403	192	0	4649	171	1835	3644	102	9281	1123	1003	392	2124	14547	T	
29	1456	10915	62	255	134	0	2835	110	862	2282	74	6211	698	569	235	1198	8377	M	Cerebrovascular diseases
27	625	3927	33	148	58	0	1814	61	973	1362	28	3070	425	434	157	926	6170	F	(I60-I69)
56	2081	14842	95	403	192	0	4649	171	1835	3644	102	9281	1123	1003	392	2124	14547	T	
0	16	512	1	6	10	0	23	27	191	72	0	702	40	59	8	285	177	M	Other diseases of the circulatory
0	5	290	0	3	6	0	9	13	53	37	0	483	31	38	3	167	238	F	system (I70-I99)
0	21	802	1	9	16	0	32	40	244	109	0	1185	71	97	11	452	415	T	
0	0	19	0	2	0	0	0	0	115	6	0	6	0	9	1	1	3	M	Atherosclerosis
0	0	17	0	0	0	0	0	0	36	4	0	3	0	1	0	0	3	F	(I70)
0	0	36	0	2	0	0	0	0	151	10	0	9	0	10	1	1	6	T	
0	11	30	0	0	1	0	1	0	24	11	0	1	0	0	0	6	0	M	Arterial embolism and thrombosis
0	3	20	0	1	0	0	1	1	5	7	0	0	0	0	0	3	33	F	(I74)
0	14	50	0	1	1	0	2	1	29	18	0	1	0	0	0	9	33	T	
0	1	176	0	2	1	0	11	4	5	32	0	23	16	6	2	50	45	M	Other diseases of arteries, arterioles &
0	1	104	0	0	3	0	3	0	2	14	0	12	13	4	2	29	70	F	capillaries (I71-I73 & I77-I78)
0	2	280	0	2	4	0	14	4	7	46	0	35	29	10	4	79	115	T	
0	0	128	1	0	1	0	4	3	5	9	0	15	0	1	0	8	6	M	Phlebitis, thrombophlebitis, venous
0	0	59	0	1	0	0	1	5	1	9	0	12	0	0	1	20	7	F	embolism and thrombosis (I80-I82)
0	0	187	1	1	1	0	5	8	6	18	0	27	0	1	1	28	13	T	
0	4	159	0	2	7	0	7	20	42	14	0	657	24	43	5	220	123	M	All other diseases of the circulatory system
0	1	90	0	1	3	0	4	7	9	3	0	456	18	33	0	115	125	F	(I83-I99)
0	5	249	0	3	10	0	11	27	51	17	0	1113	42	76	5	335	248	T	
25	1878	15380	133	274	274	11	4932	377	1292	11756	50	18438	1439	638	739	6804	10518	M	DISEASES OF THE RESPIRATORY SYSTEM
18	662	8588	60	175	196	8	2334	190	1132	5369	64	9440	712	341	487	3816	4535	F	(J00-J98)
43	2540	23968	193	449	470	19	7266	567	2424	17125	114	27878	2151	979	1226	10620	15053	T	
15	3	53	0	10	2	4	555	4	79	92	0	116	2	34	78	1140	1289	M	Diseases of the upper respiratory tract
3	0	25	0	5	1	2	249	0	67	49	0	56	1	26	49	714	85	F	(J00-J06 & J30-J39)
18	3	78	0	15	3	6	804	4	146	141	0	172	3	60	127	1854	1344	T	
0	1	7	0	0	0	0	2	0	0	7	0	1	0	0	19	281	3	M	Acute pharyngitis and acute tonsillitis
0	0	2	0	0	0	0	0	0	0	5	0	2	0	1	3	181	1	F	(J02-J03)
0	1	9	0	0	0	0	2	0	0	12	0	3	0	1	22	462	4	T	
0	1	2	0	1	0	0	0	0	5	0	0	0	0	0	0	97	80	M	Acute laryngitis and tracheitis
0	0	0	0	0	0	0	0	0	0	2	0	0	0	0	4	75	1	F	(J04)
0	1	2	0	1	0	0	0	0	5	2	0	0	0	0	4	172	81	T	
0	0	22	0	3	2	1	552	1	53	65	0	39	0	13	14	272	621	M	Other acute upper respiratory infections
0	0	10	0	0	1	1	246	0	41	30	0	23	0	9	16	205	37	F	(J00-J01 & J05-J06)
0	0	32	0	3	3	2	798	1	94	95	0	62	0	22	30	477	658	T	
15	1	22	0	6	0	3	1	3	21	20	0	76	2	21	45	490	585	M	All other diseases of upper respiratory tract
3	0	13	0	5	0	1	3	0	26	12	0	31	1	16	26	253	16	F	(J30-J39)
18	1	35	0	11	0	4	4	3	47	32	0	107	3	37	71	743	601	T	
4	699	6496	30	83	106	4	1597	29	276	2951	24	2565	197	269	290	3297	5662	M	Lower respiratory diseases
6	211	4068	21	49	78	3	708	26	508	1067	42	1582	93	134	182	1931	2091	F	(J20-J22 & J40-J47)
10	910	10564	51	132	184	7	2305	55	784	4018	66	4147	290	403	472	5228	7753	T	
0	0	33	0	3	0	2	5	2	28	67	0	190	2	4	13	407	20	M	Acute bronchitis and acute bronchiolitis
0	0	15	0	1	2	2	1	0	71	38	0	138	1	3	12	236	12	F	(J20-J21)
0	0	48	0	4	2	4	6	2	99	105	0	328	3	7	25	643	32	T	
0	3	293	0	1	12	0	3	8	22	52	0	290	0	12	56	539	22	M	Bronchitis, chronic and unspecified, emphysema
0	1	214	0	4	7	0	1	1	79	23	0	199	0	6	41	318	7	F	(J40-J43)
0	4	507	0	5	19	0	4	9	101	75	0	489	0	18	97	857	29	T	
0	88	1809	0	8	10	2	102	3	156	84	1	1110	13	20	40	968	25	M	Asthma
0	41	1331	3	4	4	1	57	8	335	62	3	798	15	15	18	557	24	F	(I45-I46)
0	129	3140	3	12	14	3	159	11	491	146	4	1908	28	35	58	1525	49	T	
4	608	4361	30	71	84	0	1487	16	70	2748	23	975	182	233	181	1383	5595	M	Other lower respiratory disorders
6	169	2508	18	40	65	0	649	17	23	944	39	447	77	110	111	820	2048	F	(J22, J44 & J47)
10	777	6869	48	111	149	0	2136	33	93	3692	62	1422	259	343	292	2203	7643	T	
6	1176	8831	103	181	166	3	2780	344	937	8713	26	15757	1240	335	371	2367	3567	M	Other diseases of the respiratory system
9	451	4495	39	121	117	3	1377	164	557	4253	22	7802	618	181	256	1171	2389	F	(J10-J18, J60-J98)
15	1627	13326	142	302	283	6	4157	508	1494	12966	48	23559	1858	516	627	3538	5956	T	
0	1	35	0	0	1	0	4	2	375	31	0	7	0	0	1	34	0	M	Influenza
0	0	14	0	0	1	0	3	0	219	10	0	1	0	0	0	18	4	F	(J10-J11)
0	1	49	0	0	2	0	7	2	594	41	0	8	0	0	1	52	4	T	
0	530	4243																	

TABLE 4 - MEDICALLY CERTIFIED DEATHS BY SEX IN STATES / UNION TERRITORIES ACCORDING TO NATIONAL LIST (BASED UPON TENTH REVISION OF ICD) DURING 2020

Major Group No.	CAUSE OF DEATH	Sex	All States (Total)																
			All States (Total)	Andhra Pradesh	A & N Islands	Assam	Bihar	Chandigarh	Chhattisgarh	Dalh	D & N Haveli & Daman & Diu	Goa	Gujarat	Haryana	Himachal Pradesh	Jharkhand	Karnataka	Kerala	
			1	2	3	4	5	6	7	8	9	10	11	12	13	14	15	16	17
	4 All other diseases of the respiratory system (J60-J86,J92-J98.)	M	48341	1751	54	0	89	29	434	1244	1671	126	223	6897	10611	132	42	3856	184
		F	26381	972	23	0	0	17	229	722	1031	72	139	3869	621	95	16	1969	97
		T	74722	2723	77	0	89	46	663	1966	2702	198	362	10766	1682	234	58	5825	281
XI.	DISEASES OF THE DIGESTIVE SYSTEM (K00-K92)	M	47316	754	78	70	1347	49	1210	772	3060	92	1016	2535	1021	268	100	5796	1467
		F	14639	252	16	17	499	32	703	231	1118	11	101	986	314	85	104	1432	408
		T	61955	1006	94	87	1846	81	1913	1003	4178	103	1117	3521	1335	353	204	7228	1875
36	Diseases of oral cavity, salivary glands and jaws (K00-K14)	M	332	4	1	0	0	1	9	41	39	0	0	61	0	0	1	15	0
		F	216	6	0	0	0	3	2	20	19	0	0	25	1	0	0	8	2
		T	548	10	1	0	0	4	11	61	58	0	0	86	1	0	1	23	2
	1 Diseases of oral cavity, salivary glands and jaws (K00-K14)	M	332	4	1	0	0	1	9	41	39	0	0	61	0	0	1	15	0
		F	216	6	0	0	0	3	2	20	19	0	0	25	1	0	0	8	2
		T	548	10	1	0	0	4	11	61	58	0	0	86	1	0	1	23	2
37	Diseases of the other parts of digestive system (K20-K92)	M	46984	750	77	70	1347	48	1201	731	3021	92	1016	2474	1021	268	99	5781	1467
		F	14423	246	16	17	499	29	701	211	1099	11	101	961	313	85	104	1424	406
		T	61407	996	93	87	1846	77	1902	942	4120	103	1117	3435	1334	353	203	7205	1873
	1 Gastric and duodenal ulcer (K25-K27)	M	697	34	0	0	56	3	5	12	9	2	6	20	4	3	41	38	2
		F	390	17	0	0	7	6	3	9	4	0	2	13	1	0	58	15	1
		T	1087	51	0	0	63	9	8	21	13	2	8	33	5	3	99	53	3
	2 Gastritis and duodenitis (K29)	M	188	13	0	11	0	3	1	8	7	1	0	6	0	0	0	4	0
		F	123	17	0	4	0	3	0	3	2	0	2	5	0	0	0	0	1
		T	311	30	0	15	0	6	1	11	9	1	2	11	0	0	0	4	1
	3 Diseases of appendix (K35-K38)	M	527	6	0	1	81	0	10	29	4	0	0	15	1	0	0	83	1
		F	231	2	0	0	1	1	8	5	1	0	0	9	1	0	0	37	2
		T	758	8	0	1	82	1	18	34	5	0	0	24	2	0	0	120	3
	4 Hernia (K40-K46)	M	446	16	1	0	0	0	9	11	7	1	3	18	5	0	3	15	5
		F	247	18	1	0	0	0	3	2	9	0	2	10	1	0	0	13	3
		T	693	34	2	0	0	0	12	13	16	1	5	28	6	0	3	28	8
	5 Paralytic ileus and intestinal obstruction without hernia (K56)	M	1014	10	0	0	0	4	31	13	24	3	5	33	5	2	2	15	32
		F	606	5	1	0	0	3	22	9	16	2	0	28	3	3	0	12	13
		T	1620	15	1	0	0	7	53	22	40	5	5	61	8	5	2	27	45
	6 Peritonitis (K65)	M	1149	44	0	0	0	5	68	36	163	0	7	33	1	21	0	142	10
		F	514	17	1	0	0	2	28	8	98	0	13	12	0	4	0	53	2
		T	1663	61	1	0	0	7	96	44	261	0	20	45	1	25	0	195	12
	7 Diseases of the liver (K70-K76)	M	34326	504	57	58	567	26	632	429	2108	73	845	1619	821	167	48	4682	1230
		F	8301	121	10	13	28	6	431	103	559	9	55	505	214	30	44	1070	324
		T	42627	625	67	71	595	32	1063	532	2667	82	900	2124	1035	197	92	5752	1554
	8 Cholelithiasis and cholecystitis (K80-K81)	M	372	8	1	0	0	3	11	4	15	0	3	24	2	1	2	9	7
		F	295	8	0	0	0	3	10	1	19	0	1	8	2	2	1	5	3
		T	667	16	1	0	0	6	21	5	34	0	4	32	4	3	3	14	10
	9 Disorders of the pancreas (K85-K86)	M	2642	74	11	0	32	2	166	29	156	3	58	113	36	13	1	382	49
		F	723	12	2	0	0	2	58	7	60	0	11	39	19	8	0	67	9
		T	3365	86	13	0	32	4	224	36	216	3	69	152	55	21	1	449	58
	10 All other diseases of the other parts of digestive system (K20-K22,K28,K30-K31,K50-K55,K57-K63, K66,K82-K83 & K90-K92)	M	5623	41	7	0	611	2	268	160	528	9	89	593	146	61	2	411	131
		F	2993	29	1	0	463	3	138	64	331	0	22	332	72	38	1	152	48
		T	8616	70	8	0	1074	5	406	224	859	9	111	925	218	99	3	563	179
XII.	DISEASES OF THE SKIN AND SUBCUTANEOUS TISSUE (L00-L98)	M	2053	204	8	0	0	39	17	21	14	3	20	172	4	2	4	279	29
		F	1297	120	0	0	0	23	10	13	14	0	8	93	4	4	1	129	23
		T	3350	324	8	0	0	62	27	34	28	3	28	265	8	6	5	408	52
38	Diseases of the skin and subcutaneous tissue (L00-L98)	M	2053	204	8	0	0	39	17	21	14	3	20	172	4	2	4	279	29
		F	1297	120	0	0	0	23	10	13	14	0	8	93	4	4	1	129	23
		T	3350	324	8	0	0	62	27	34	28	3	28	265	8	6	5	408	52
	1 Infections of the skin and subcutaneous tissue (L00-L08)	M	1309	165	7	0	0	3	9	14	11	2	15	84	2	1	0	261	21
		F	633	69	0	0	0	1	3	6	6	0	6	51	1	2	0	116	12
		T	1942	234	7	0	0	4	12	20	17	2	21	135	3	3	0	377	33
	2 All other diseases of the skin and subcutaneous tissue (L10-L98)	M	744	39	1	0	0	36	8	7	3	1	5	88	2	1	4	18	8
		F	664	51	0	0	0	22	7	7	8	0	2	42	3	2	1	13	11
		T	1408	90	1	0	0	58	15	14	11	1	7	130	5	3	5	31	19
XIII.	DISEASES OF THE MUSCULOSKELETAL SYSTEM AND CONNECTIVE TISSUE (M00-M99)	M	2065	133	1	0	0	11	31	50	54	2	12	102	24	6	2	61	46
		F	1937	76	0	0	0	7	47	27	46	2	21	88	19	5	3	57	65
		T	4002	209	1	0	0	18	78	77	100	4	33	190	43	11	5	118	111
39	Diseases of the musculoskeletal system and connective tissue (M00-M99)	M	2065	133	1	0	0	11	31	50	54	2	12	102	24	6	2	61	46
		F	1937	76	0	0	0	7	47	27	46	2	21	88	19	5	3	57	65
		T	4002	209	1	0	0	18	78	77	100	4	33	190	43	11	5	118	111
	1 Rheumatoid arthritis and other inflammatory polyarthropathies (M05-M13)	M	237	17	0	0	0	2	0	7	1	0	0	12	0	1	0	4	3
		F	426	21	0	0	0	5	2	2	4	0	9	7	0	0	0	4	11
		T	663	38	0	0	0	7	2	9	5	0	9	19	0	1	0	8	14
	2 Osteomyelitis (M86)	M	33	2	0	0	0	0	0	0	0	0	0	4	0	0	0	3	0
		F	19	2	0	0	0	0	1	0	2	0	0	2	0	0	0	0	0
		T	52	4	0	0	0	0	1	0	2	0	0	6	0	0	0	3	0
	3 All other diseases of the musculoskeletal system and connective tissue (M00-M02, M15-M85,M87-M99)	M	1795	114	1	0	0	9	31	43	53	2	12	86	24	5	2	54	43
		F	1492	53	0	0	0	2	44	25	40	2	12	79	19	5	3	53	54
		T	3287	167	1	0	0	11	75	68	93	4	24	165	43	10	5	107	97
XIV.	DISEASES OF THE GENITOURINARY SYSTEM (N00-N99)	M	37819	1300	93	0	122	2462	390	566	1316	93	367	1640</					

TABLE 4 - MEDICALLY CERTIFIED DEATHS BY SEX IN STATES / UNION TERRITORIES ACCORDING TO NATIONAL LIST (BASED UPON TENTH REVISION OF ICD) DURING 2020

Lakshadweep	Madhya Pradesh	Maharashtra	Manipur	Meghalaya	Mizoram	Nagaland	Odisha	Puducherry	Punjab	Rajasthan	Sikkim	Tamil Nadu	Telangana	Tripura	Uttarakhand	Uttar Pradesh	West Bengal	Sex	CAUSE OF DEATH
0	3	255	5	11	3	0	181	6	65	77	0	36	3	1	3	92	67	T	
6	643	4383	79	69	86	2	2021	216	232	5155	14	13067	1101	201	194	1561	1511	M	All other diseases of the respiratory system
9	255	2478	21	40	43	1	1010	101	172	2437	11	6662	558	109	134	727	1741	F	(I60-I86,I92-I98.)
15	898	6861	100	109	129	3	3031	317	404	7592	25	19729	1659	310	328	2288	3252	T	
3	162	11120	219	315	434	9	2081	310	1238	2255	172	4154	258	312	274	1762	2514	M	DISEASES OF THE DIGESTIVE SYSTEM
5	20	2351	45	77	124	6	601	37	443	728	86	1551	48	88	144	1067	909	F	(K00-K92)
8	182	13471	264	392	558	15	2682	347	1681	2983	258	5705	306	400	418	2918	3423	T	
0	0	37	0	0	1	0	3	0	3	11	1	2	3	2	1	89	7	M	Diseases of oral cavity, salivary
0	1	15	0	0	0	0	0	1	1	8	1	0	4	1	0	93	5	F	glands and jaws (K00-K14)
0	1	52	0	0	1	0	3	1	4	19	2	2	7	3	1	182	12	T	
0	0	37	0	0	1	0	3	0	3	11	1	2	3	2	1	89	7	M	Diseases of oral cavity, salivary
0	1	15	0	0	0	0	0	1	1	8	1	0	4	1	0	93	5	F	glands and jaws (K00-K14)
0	1	52	0	0	1	0	3	1	4	19	2	2	7	3	1	182	12	T	
3	162	11083	219	315	433	9	2078	310	1235	2244	171	4152	255	310	273	1762	2507	M	Diseases of the other parts of digestive
5	19	2336	45	77	124	6	601	36	442	720	85	1551	44	87	144	974	904	F	system (K20-K92)
8	181	13419	264	392	557	15	2679	346	1677	2964	256	5703	299	397	417	2736	3411	T	
0	5	38	9	0	19	0	31	4	77	27	1	46	0	21	2	124	58	M	Gastric and duodenal ulcer
0	2	18	1	2	2	0	11	2	45	7	0	34	0	11	2	102	15	F	(K25-K27)
0	7	56	10	2	21	0	42	6	122	34	1	80	0	32	4	226	73	T	
0	1	19	0	0	2	2	2	0	3	12	0	23	0	1	2	56	11	M	Gastritis and duodenitis
0	0	32	0	0	0	2	4	0	1	6	0	10	0	3	1	22	5	F	(K29)
0	1	51	0	0	2	4	6	0	4	18	0	33	0	4	3	78	16	T	
0	2	51	0	1	1	0	6	1	2	60	0	30	1	0	5	120	16	M	Diseases of appendix
0	0	38	0	2	0	0	3	0	1	25	0	24	0	1	0	62	8	F	(K35-K38)
0	2	89	0	3	1	0	9	1	3	85	0	54	1	1	5	182	24	T	
0	5	95	0	1	1	0	18	2	4	48	1	44	1	7	3	100	22	M	Hernia
0	1	53	0	0	0	0	6	1	4	22	0	28	0	2	1	50	17	F	(K40-K46)
0	6	148	0	1	1	0	24	3	8	70	1	72	1	9	4	150	39	T	
0	11	188	4	6	7	0	129	12	19	231	4	18	1	2	9	113	81	M	Paralytic ileus and intestinal obstruction
0	4	108	2	2	5	0	72	2	13	141	3	14	3	0	9	56	55	F	without hernia (K56)
0	15	296	6	8	12	0	201	14	32	372	7	32	4	2	18	169	136	T	
0	8	227	0	8	4	0	24	5	3	165	0	20	0	11	17	75	52	M	Peritonitis
2	8	96	0	4	4	0	11	2	3	59	2	10	0	2	8	47	33	F	(K65)
2	8	323	0	12	8	0	35	7	6	224	2	30	0	13	25	122	85	T	
3	113	8982	152	253	331	4	1219	204	779	1385	153	3697	205	208	181	732	1859	M	Diseases of the liver
3	6	1375	29	53	98	3	229	19	236	270	72	1346	27	43	84	326	560	F	(K70-K76)
6	119	10357	181	306	429	7	1448	223	1015	1655	225	5043	232	251	265	1058	2419	T	
0	2	100	0	0	0	0	16	1	40	10	2	8	14	1	5	64	19	M	Cholelithiasis and cholecystitis
0	0	76	0	2	0	0	10	1	18	20	1	3	3	6	11	63	18	F	(K80-K81)
0	2	176	0	2	0	0	26	2	58	30	3	11	17	7	16	127	37	T	
0	1	678	12	11	16	0	104	36	75	91	5	131	26	22	25	62	222	M	Disorders of the pancreas
0	1	165	0	3	1	0	40	0	6	39	1	27	7	6	8	37	88	F	(K85-K86)
0	2	843	12	14	17	0	144	36	81	130	6	158	33	28	33	99	310	T	
0	14	705	42	35	52	3	529	45	233	215	5	135	7	37	24	316	167	M	All other diseases of the other parts of digestive
0	5	375	13	9	14	1	215	9	115	131	6	55	4	13	20	209	105	F	system (K20-K22,K28,K30-K31,K50-K55,K57-K63,
0	19	1080	55	44	66	4	744	54	348	346	11	190	11	50	44	525	272	T	K66,K82-K83 & K90-K92)
0	7	562	0	5	2	0	94	1	7	101	2	131	120	14	6	115	70	M	DISEASES OF THE SKIN AND SUBCUTANEOUS
0	1	362	1	1	0	0	65	0	2	81	4	95	73	14	8	93	55	F	TISSUE (L00-L98)
0	8	924	1	6	2	0	159	1	9	182	6	226	193	28	14	208	125	T	
0	7	562	0	5	2	0	94	1	7	101	2	131	120	14	6	115	70	M	Diseases of the skin and
0	1	362	1	1	0	0	65	0	2	81	4	95	73	14	8	93	55	F	subcutaneous tissue (L00-L98)
0	8	924	1	6	2	0	159	1	9	182	6	226	193	28	14	208	125	T	
0	3	381	0	3	1	0	81	1	7	67	2	77	29	4	4	17	37	M	Infections of the skin and
0	0	146	0	1	0	0	53	0	0	35	2	56	20	5	6	20	16	F	subcutaneous tissue (L00-L08)
0	3	527	0	4	1	0	134	1	7	102	4	133	49	9	10	37	53	T	
0	4	181	0	2	1	0	13	0	0	34	0	54	91	10	2	98	33	M	All other diseases of the skin and
0	1	216	1	0	0	0	12	0	2	46	2	39	53	9	2	73	39	F	subcutaneous tissue (L10-L98)
0	5	397	1	2	1	0	25	0	2	80	2	93	144	19	4	171	72	T	
0	0	661	2	5	0	0	41	6	6	52	1	95	467	15	10	69	100	M	DISEASES OF THE MUSCULOSKELETAL SYSTEM
0	1	824	5	15	8	0	68	2	6	42	5	78	281	13	11	41	74	F	AND CONNECTIVE TISSUE (M00-M99)
0	1	1485	7	20	8	0	109	8	12	94	6	173	748	28	21	110	174	T	
0	0	661	2	5	0	0	41	6	6	52	1	95	467	15	10	69	100	M	Diseases of the musculoskeletal system
0	1	824	5	15	8	0	68	2	6	42	5	78	281	13	11	41	74	F	and connective tissue (M00-M99)
0	1	1485	7	20	8	0	109	8	12	94	6	173	748	28	21	110	174	T	
0	0	143	1	0	0	0	4	0	4	4	0	7	1	6	0	15	5	M	Rheumatoid arthritis and other inflammatory
0	1	298	2	2	1	0	3	1	1	7	0	14	0	7	6	14	4	F	polyarthropathies (M05-M13)
0	1	441	3	2	1	0	7	1	5	11	0	21	1	13	6	29	9	T	
0	0	16	0	1	0	0	0	1	0	0	0	3	0	0	0	0	3	M	Osteomyelitis
0	0	6	0	0	0	0	0	0	4	0	1	1	0	0	0	0	0	F	(M86)
0	0	22	0	1	0	0	0	1	4	0	1	4	0	0	0	0	3	T	
0	0	502	1	4	0	0	37	5	2	48	1	85	466	9	10	54	92	M	All other diseases of the musculoskeletal system and
0	0	520	3	13	7	0	65	1	1	35	4	63	281	6	5	27	70	F	connective tissue (M00-M02, M15-M85,M87-M99)
0	0	1022	4	17	7	0	102	6	3	83	5	148	747	15	15	81	162	T	
10	128	4692	56	109	89	7	2956	358	615	1027	46	5436	684	529	293	2060	3691	M	DISEASES OF THE GENITOURINARY SYSTEM
11	64	2543	23	87	59	4	1280	353	320	606	56	3013	314	279	212	1206	2112	F	(N00-N99)
21	192	7235	79	196	148	11	4236	711	935	1633	102	8449	998	808	505	3266	5803	T	
10	118	4547	56	106	88	7	2948	358	608	1012	46	5401	679	517	271	1850	3681	M	Diseases of urinary system
11	64	2474	23	85	58	4	1271	352	296	585	56	2950	313	275	210	1167	2083	F	(N00-N39)
21	182	7021	79	191	146	11	4219	710	904	1597	102	8351	992	792	481	3017	5764	T	
0	2	51	1	7	2	0	21	2	3	17	0	42	0	9	16	650	93	M	Glomerular diseases (including
0	1	40	1	2	3	0													

TABLE 4 - MEDICALLY CERTIFIED DEATHS BY SEX IN STATES / UNION TERRITORIES ACCORDING TO NATIONAL LIST (BASED UPON TENTH REVISION OF ICD) DURING 2020

Major Group No.	CAUSE OF DEATH	Sex	All States (Total)																
			All States (Total)	Andhra Pradesh	A & N Islands	Assam	Bihar	Chandigarh	Chhattisgarh	Delhi	D & N Haveli & Daman & Diu	Goa	Gujarat	Haryana	Himachal Pradesh	Jharkhand	Karnataka	Kerala	
			1	2	3	4	5	6	7	8	9	10	11	12	13	14	15	16	17
	(N10-N15)	F	503	2	1	0	0	0	17	20	4	0	5	5	2	0	13	18	3
		T	1483	10	9	0	0	0	2	29	73	10	0	14	13	5	41	59	10
3	Renal failure (N17-N19)	M	30631	1173	52	0	76	2421	98	454	942	93	231	1344	691	110	71	4522	180
		F	16801	674	27	0	34	1547	61	234	606	48	140	778	362	78	62	2228	85
		T	47432	1847	79	0	110	3968	159	688	1548	141	371	2022	1053	188	133	6750	265
4	Urolithiasis (N20-N23)	M	261	29	1	0	0	7	2	7	5	0	2	7	1	0	2	5	1
		F	158	35	0	0	0	3	1	4	3	0	0	4	0	0	2	0	0
		T	419	64	1	0	0	10	3	11	8	0	2	11	1	0	4	5	1
5	Other disorders of kidney and ureter (N25-N28)	M	2203	0	27	0	46	0	239	21	279	0	87	226	0	1	13	424	2
		F	1286	0	12	0	0	0	155	10	195	0	55	133	0	0	14	238	1
		T	3489	0	39	0	46	0	394	31	474	0	142	359	0	1	27	662	3
6	All other diseases of urinary system (N30-N39)	M	1719	23	4	0	0	2	16	14	32	0	30	88	0	4	0	178	38
		F	1308	14	0	0	0	1	19	9	58	0	30	74	0	9	0	183	52
		T	3027	37	4	0	0	3	35	23	90	0	60	162	0	13	0	361	90
41	Other diseases of the genitourinary system (N40-N99)	M	611	10	1	0	0	6	11	5	21	0	4	41	0	0	0	20	9
		F	548	22	1	0	0	6	20	16	19	0	2	167	5	2	0	23	0
		T	1159	32	2	0	0	12	31	21	40	0	6	208	5	2	0	43	9
1	Hyperplasia of prostate (N40)	M	317	4	1	0	0	1	5	0	16	0	1	8	0	0	0	6	6
		T	317	4	1	0	0	1	5	0	16	0	1	8	0	0	0	6	6
2	All other diseases of male genital organs (N41-N50)	M	294	6	0	0	0	5	6	5	5	0	3	33	0	0	0	14	3
		T	294	6	0	0	0	5	6	5	5	0	3	33	0	0	0	14	3
3	Salpingitis and oophoritis (N70)	F	35	0	0	0	0	1	2	1	4	0	0	1	0	0	0	2	0
		T	35	0	0	0	0	1	2	1	4	0	0	1	0	0	0	2	0
4	All other diseases of female genital organs (N60-N64 & N71-N99)	F	513	22	1	0	0	5	18	15	15	0	2	166	5	2	0	21	0
		T	513	22	1	0	0	5	18	15	15	0	2	166	5	2	0	21	0
XV.	PREGNANCY, CHILDBIRTH AND THE PUERPERIUM (O00-O99)	F	8356	397	7	1	187	34	58	204	162	3	9	146	35	3	13	253	21
		T	8356	397	7	1	187	34	58	204	162	3	9	146	35	3	13	253	21
42	Pregnancy with abortive outcome (O00-O08)	F	713	8	0	0	0	2	1	6	11	0	1	18	0	0	2	14	2
		T	713	8	0	0	0	2	1	6	11	0	1	18	0	0	2	14	2
1	Spontaneous abortion (O03)	F	366	2	0	0	0	0	0	1	0	0	1	2	0	0	0	4	0
		T	366	2	0	0	0	0	0	1	0	0	1	2	0	0	0	4	0
2	Medical abortion (O04)	F	19	0	0	0	0	0	0	0	0	0	0	0	0	0	0	3	1
		T	19	0	0	0	0	0	0	0	0	0	0	0	0	0	0	3	1
3	Other pregnancies with abortive outcome (O00-O02 & O05-O08)	F	328	6	0	0	0	2	1	5	11	0	0	16	0	0	2	7	1
		T	328	6	0	0	0	2	1	5	11	0	0	16	0	0	2	7	1
43	Other direct obstetric deaths (O10-O92)	F	6507	387	6	1	187	27	44	188	73	3	5	117	35	3	11	236	17
		T	6507	387	6	1	187	27	44	188	73	3	5	117	35	3	11	236	17
1	Oedema, proteinuria and hypertensive disorders in pregnancy, childbirth and the puerperium (O10-O16)	F	1078	28	2	0	0	1	4	34	15	0	3	34	1	0	1	176	4
		T	1078	28	2	0	0	1	4	34	15	0	3	34	1	0	1	176	4
2	Infections of genitourinary tract in pregnancy (O23)	F	262	0	0	0	66	0	0	1	1	0	0	0	0	0	0	0	0
		T	262	0	0	0	66	0	0	1	1	0	0	0	0	0	0	0	0
3	Obstructed labour (O64-O66)	F	869	0	1	0	22	1	0	6	0	0	0	4	0	0	0	0	0
		T	869	0	1	0	22	1	0	6	0	0	0	4	0	0	0	0	0
4	Complications pre-dominantly related to the puerperium (O85-O92)	F	1190	6	3	1	31	1	16	110	11	0	0	16	2	1	0	13	3
		T	1190	6	3	1	31	1	16	110	11	0	0	16	2	1	0	13	3
5	Other complications of pregnancy and delivery (O20-O22,O24-O63 & O67-O84)	F	3108	353	0	0	68	24	24	37	46	3	2	63	32	2	10	47	10
		T	3108	353	0	0	68	24	24	37	46	3	2	63	32	2	10	47	10
44	Other obstetric conditions, not elsewhere classified (O95-O99)	F	1136	2	1	0	0	5	13	10	78	0	3	11	0	0	0	3	2
		T	1136	2	1	0	0	5	13	10	78	0	3	11	0	0	0	3	2
1	Indirect obstetric deaths (O98-O99)	F	351	2	0	0	0	1	13	2	76	0	3	6	0	0	0	2	2
		T	351	2	0	0	0	1	13	2	76	0	3	6	0	0	0	2	2
2	All other obstetric conditions, not elsewhere classified (O95-O97)	F	785	0	1	0	0	4	0	8	2	0	0	5	0	0	0	1	0
		T	785	0	1	0	0	4	0	8	2	0	0	5	0	0	0	1	0
XVI.	CERTAIN CONDITIONS ORIGINATING IN THE PERINATAL PERIOD (P00-P96)	M	42819	1337	58	37	109	112	508	1761	1260	82	76	2834	188	213	44	4515	293
		F	31669	939	43	10	149	60	323	1559	807	66	47	1993	113	99	17	3213	251
		T	74488	2276	101	47	258	172	831	3320	2067	148	123	4827	301	312	61	7728	544
45	Certain conditions originating in the perinatal period (P00-P96)	M	42819	1337	58	37	109	112	508	1761	1260	82	76	2834	188	213	44	4515	293
		F	31669	939	43	10	149	60	323	1559	807	66	47	1993	113	99	17	3213	251
		T	74488	2276	101	47	258	172	831	3320	2067	148	123	4827	301	312	61	7728	544
1	Slow fetal growth, fetal malnutrition and immaturity (P05-P07)	M	12777	2	3	0	19	0	160	350	491	31	15	895	142	83	0	1666	123
		F	8981	6	2	0	40	0	121	332	353	23	12	821	88	35	0	1262	98
		T	21758	8	5	0	59	0	281	682	844	54	27	1716	230	118	0	2928	221
2	Birth trauma (P10-P15)	M	441	4	3	0	0	2	0	30	4	0	0	32	0	0	0	2	1
		F	279	2	2	0	0	0	0	27	0	0	0	23	0	0	0	4	1
		T	720	6	5	0	0	2	0	57	4	0	0	55	0	0	0	6	2
3	Hypoxia, birth asphyxia and other respiratory conditions (P20-P28)	M	17952	1236	21	0	21	88	130	979	478	12	29	1104	30	107	6	1748	79
		F	12513	851	16	0	42	35	106	856	295	11	17	597	16	49	3	1147	66
		T	30465	2087	37	0	63	123	236	1835	773	23	46	1701	46	156	9	2895	145
4	Haemolytic disease of fetus and new-born (P55)	M	73	2	0	0	0	1	1	4	5	0	0	4	0	0	0	0	2
		F	48	2	0	0	0	0	0	4	5	0	0	4	0	0	0	0	0
		T	121	4	0	0	0	1	1	8	10	0	0	8	0	0	0	0	2
5	Other perinatal jaundice (P58-P59)	M	264	4	1	37	69	0	2	4	8	0	0	9	0	2	1	10	6
		F	182	4	0	10	67	0	0	3	6	0	1	1	1	0	0	9	0
		T	446	8	1	47	136	0	2	7	14	0</							

TABLE 4 - MEDICALLY CERTIFIED DEATHS BY SEX IN STATES / UNION TERRITORIES ACCORDING TO NATIONAL LIST (BASED UPON TENTH REVISION OF ICD) DURING 2020

Lakshadweep	Madhya Pradesh	Maharashtra	Manipur	Meghalaya	Mizoram	Nagaland	Odisha	Puducherry	Punjab	Rajasthan	Sikkim	Tamil Nadu	Telangana	Tripura	Uttarakhand	Uttar Pradesh	West Bengal	S ex	CAUSE OF DEATH
0	0	82	0	1	1	0	12	0	9	4	5	42	0	2	6	107	142	F	(N10-N15)
0	0	233	0	2	1	0	32	0	11	26	11	199	0	5	7	247	433	T	
10	104	3709	27	91	83	3	2818	141	579	933	12	4755	475	490	243	616	3184	M	Renal failure
11	60	1902	15	74	46	2	1151	228	281	557	8	2621	234	259	180	368	1840	F	(N17-N19)
21	164	5611	42	165	129	5	3969	369	860	1490	20	7376	709	749	423	984	5024	T	
0	0	49	0	1	0	0	1	0	4	6	0	70	1	6	4	39	11	M	Urolithiasis
0	0	22	0	0	0	0	0	0	1	7	0	40	0	4	6	22	4	F	(N20-N23)
0	0	71	0	1	0	0	1	0	5	13	0	110	1	10	10	61	15	T	
0	10	81	26	5	3	2	1	62	18	8	27	297	0	1	0	227	70	M	Other disorders of kidney and ureter
0	3	34	7	4	2	1	1	19	5	0	38	179	0	1	3	141	35	F	(N25-N28)
0	13	115	33	9	5	3	2	81	23	8	65	476	0	2	3	368	105	T	
0	2	506	2	1	0	2	87	153	2	26	1	80	203	8	7	178	32	M	All other diseases of urinary system
0	0	394	0	4	6	1	74	104	0	12	4	44	79	5	5	109	18	F	(N30-N39)
0	2	900	2	5	6	3	161	257	2	38	5	124	282	13	12	287	50	T	
0	10	145	0	3	1	0	8	0	7	15	0	35	5	12	22	210	10	M	Other diseases of the genitourinary system
0	0	69	0	2	1	0	9	1	24	21	0	63	1	4	2	39	29	F	(N40-N99)
0	10	214	0	5	2	0	17	1	31	36	0	98	6	16	24	249	39	T	
0	7	77	0	1	1	0	1	0	2	0	0	2	0	4	16	157	1	M	Hyperplasia of prostate
0	7	77	0	1	1	0	1	0	2	0	0	2	0	4	16	157	1	T	(N40)
0	3	68	0	2	0	0	7	0	5	15	0	33	5	8	6	53	9	M	All other diseases of male genital organs
0	3	68	0	2	0	0	7	0	5	15	0	33	5	8	6	53	9	T	(N41-N50)
0	0	2	0	0	0	0	0	0	0	3	0	12	0	0	0	6	1	F	Salpingitis and oophoritis
0	0	2	0	0	0	0	0	0	0	3	0	12	0	0	0	6	1	T	(N70)
0	0	67	0	2	1	0	9	1	24	18	0	51	1	4	2	33	28	F	All other diseases of female genital organs
0	0	67	0	2	1	0	9	1	24	18	0	51	1	4	2	33	28	T	(N60-N64 & N71-N99)
4	302	466	3	47	8	0	215	15	383	402	6	117	193	55	19	3514	1074	F	PREGNANCY, CHILDBIRTH AND THE
4	302	466	3	47	8	0	215	15	383	402	6	117	193	55	19	3514	1074	T	PUERPERIUM (O00-O99)
1	2	19	0	1	1	0	12	1	81	29	1	11	0	4	1	205	279	F	Pregnancy with abortive outcome
1	2	19	0	1	1	0	12	1	81	29	1	11	0	4	1	205	279	T	(O00-O08)
0	0	1	0	0	0	0	4	0	35	1	0	1	0	0	0	41	273	F	Spontaneous abortion
0	0	1	0	0	0	0	4	0	35	1	0	1	0	0	0	41	273	T	(O03)
0	2	1	0	0	0	0	0	0	2	4	0	1	0	0	0	5	0	F	Medical abortion
0	2	1	0	0	0	0	0	0	2	4	0	1	0	0	0	5	0	T	(O04)
1	0	17	0	1	1	0	8	1	44	24	1	9	0	4	1	159	6	F	Other pregnancies with abortive outcome
1	0	17	0	1	1	0	8	1	44	24	1	9	0	4	1	159	6	T	(O00-O02 & O05-O08)
3	296	217	3	39	7	0	203	0	300	352	5	98	193	48	18	2593	792	F	Other direct obstetric deaths
3	296	217	3	39	7	0	203	0	300	352	5	98	193	48	18	2593	792	T	(O10-O92)
3	13	111	0	5	0	0	128	0	35	94	1	33	4	4	3	184	157	F	Oedema, proteinuria and hypertensive disorders in pregnancy, childbirth and the puerperium (O10-O16)
3	13	111	0	5	0	0	128	0	35	94	1	33	4	4	3	184	157	T	
0	0	1	0	0	1	0	0	0	48	3	0	2	0	0	0	136	3	F	Infections of genitourinary tract in pregnancy
0	0	1	0	0	1	0	0	0	48	3	0	2	0	0	0	136	3	T	(O23)
0	6	5	0	1	1	0	2	0	169	2	0	1	0	0	0	646	2	F	Obstructed labour
0	6	5	0	1	1	0	2	0	169	2	0	1	0	0	0	646	2	T	(O64-O66)
0	272	27	0	3	0	0	10	0	3	68	3	22	152	1	3	88	324	F	Complications pre-dominantly related to the puerperium (O85-O92)
0	272	27	0	3	0	0	10	0	3	68	3	22	152	1	3	88	324	T	
0	5	73	3	30	5	0	63	0	45	185	1	40	37	43	12	1539	306	F	Other complications of pregnancy and delivery (O20-O22,O24-O63 & O67-O84)
0	5	73	3	30	5	0	63	0	45	185	1	40	37	43	12	1539	306	T	
0	4	230	0	7	0	0	0	14	2	21	0	8	0	3	0	716	3	F	Other obstetric conditions, not elsewhere classified (O95-O99)
0	4	230	0	7	0	0	0	14	2	21	0	8	0	3	0	716	3	T	
0	3	176	0	1	0	0	0	5	0	17	0	6	0	0	0	33	3	F	Indirect obstetric deaths (O98-O99)
0	3	176	0	1	0	0	0	5	0	17	0	6	0	0	0	33	3	T	
0	1	54	0	6	0	0	0	9	2	4	0	2	0	3	0	683	0	F	All other obstetric conditions, not elsewhere classified (O95-O97)
0	1	54	0	6	0	0	0	9	2	4	0	2	0	3	0	683	0	T	
0	2971	5157	49	402	76	1	4655	157	487	6837	29	3379	776	258	178	1239	2741	M	CERTAIN CONDITIONS ORIGINATING IN THE PERINATAL PERIOD (P00-P96)
0	1729	3091	19	280	64	1	3850	123	367	5588	30	2338	540	182	110	826	3642	F	
0	4700	8248	68	682	140	2	7705	280	854	12425	59	5717	1316	440	288	2065	6383	T	
0	2971	5157	49	402	76	1	4655	157	487	6837	29	3379	776	258	178	1239	2741	M	Certain conditions originating in the perinatal period (P00-P96)
0	1729	3091	19	280	64	1	3850	123	367	5588	30	2338	540	182	110	826	3642	F	
0	4700	8248	68	682	140	2	7705	280	854	12425	59	5717	1316	440	288	2065	6383	T	
0	1717	448	10	34	19	1	831	32	17	1104	8	470	112	4	70	71	840	M	Slow fetal growth, fetal malnutrition and immaturity (P05-P07)
0	4671	1197	31	93	35	1	2050	82	42	2531	24	1101	242	13	192	199	2081	T	
0	0	10	1	2	0	0	12	3	0	19	0	260	42	1	0	4	9	M	Birth trauma
0	0	3	1	0	0	0	3	4	0	7	1	161	30	1	1	3	5	F	(P10-P15)
0	0	13	2	2	0	0	15	7	0	26	1	421	72	2	1	7	14	T	
0	14	2513	12	196	30	1	1373	41	96	3377	6	1424	414	179	44	684	1480	M	Hypoxia, birth asphyxia and other respiratory conditions (P20-P28)
0	7	1497	6	143	24	0	952	31	45	2749	11	965	287	117	29	443	1100	F	
0	21	4010	18	339	54	1	2325	72	141	6126	17	2389	701	296	73	1127	2580	T	
0	0	5	0	0	0	0	1	1	0	20	0	1	12	3	0	11	0	M	Haemolytic disease of fetus and new-born (P55)
0	0	2	0	0	0	0	0	0	0	13	0	1	7	3	0	6	1	F	(P58-P59)
0	0	7	0	1	3	0	8	0	2	15	0	10	2	0	0	5	27	F	
0	0	25	0	5	4	0	21	0	5	32	2	36	3	2	0	18	38	T	
0	3	1862	15	141	29	0	2037	62	363	1977	5	1037	177	64	12	399	0	M	All other conditions originating in the perinatal period (P00-P04,P08,P29-P54,P56-P57,P60-P96.)
0	5	1134	2	102	18	0	1256	56	303	1700	10	731	102	57	10	298	1669	F	
0	8	2996	17	243	47	0	3293	118	666	3677	15	1768	279	121	22	697	1669	T	
0	0	1115	0	9	17	0	123	21	26	395	11	808	403	15	9	56	583	M	CONGENITAL MALFORMATIONS, DEFORMATIONS AND CHROMOSOMAL ABNORMALITIES
0	0	739	2	8	8	0	71	14	13	237	3	504	149	13	8	46	322	F	

TABLE 4 - MEDICALLY CERTIFIED DEATHS BY SEX IN STATES / UNION TERRITORIES ACCORDING TO NATIONAL LIST (BASED UPON TENTH REVISION OF ICD) DURING 2020

Major Group No.	CAUSE OF DEATH	Sex	All States (Total)																
			1	2	3	4	5	6	7	8	9	10	11	12	13	14	15	16	17
			All States (Total)	Andhra Pradesh	A & N Islands	Assam	Bihar	Chandigarh	Chhattisgarh	D & N Haveli & Daman & Diu	Goa	Gujarat	Haryana	Himachal Pradesh	Jharkhand	Karnataka	Kerala		
	(Q00-Q99)	T	9945	629	4	0	0	15	350	91	477	14	34	432	6	30	2	1716	417
46	Congenital malformations, deformations and chromosomal abnormalities (Q00-Q99)	M	6156	427	4	0	0	9	230	55	317	10	23	266	3	15	1	990	215
		F	3789	202	0	0	0	6	120	36	160	4	11	166	3	15	1	726	202
		T	9945	629	4	0	0	15	350	91	477	14	34	432	6	30	2	1716	417
	1 Spina bifida (Q05)	M	93	0	0	0	0	0	1	0	5	0	1	0	0	0	0	2	3
		F	84	0	0	0	0	0	0	1	4	0	0	0	0	0	0	1	0
		T	177	0	0	0	0	0	1	1	9	0	1	5	0	0	0	3	3
	2 Congenital malformations of the circulatory system (Q20-Q28)	M	1750	11	1	0	0	0	120	16	178	3	15	106	2	8	0	0	117
		F	1090	5	0	0	0	0	56	5	80	0	0	63	3	3	1	0	113
		T	2840	16	1	0	0	0	176	21	258	3	15	169	5	11	1	0	230
	3 Cleft lip and cleft palate (Q35-Q37)	M	880	0	0	0	0	0	1	4	1	0	0	24	0	0	0	809	0
		F	663	0	0	0	0	0	7	4	0	0	0	23	0	0	0	605	0
		T	1543	0	0	0	0	0	1	11	5	0	0	47	0	0	0	1414	0
	4 All other congenital malformations, deformations and chromosomal abnormalities, not elsewhere classified (Q00-Q04,Q06-Q18,Q30-Q34 & Q38-Q99)	M	3433	416	3	0	0	9	108	35	133	7	7	136	1	7	1	179	95
		F	1952	197	0	0	0	6	64	23	72	4	11	75	0	12	0	120	89
		T	5385	613	3	0	0	15	172	58	205	11	18	211	1	19	1	299	184
XVIII.	SYMPTOMS, SIGNS AND ABNORMAL CLINICAL AND LABORATORY FINDINGS,NOT ELSEWHERE CLASSIFIED (R00-R99)	M	119657	1017	22	300	31	861	431	6012	12912	123	671	10730	6252	394	176	3113	838
		F	71952	688	18	151	21	605	361	3142	7148	154	604	6960	2895	257	123	2288	358
		T	191609	1705	40	451	52	1466	792	9154	20060	277	1275	17690	9147	651	299	5401	1196
47	Symptoms, signs and abnormal clinical and laboratory findings, not elsewhere classified (R00-R99)	M	119657	1017	22	300	31	861	431	6012	12912	123	671	10730	6252	394	176	3113	838
		F	71952	688	18	151	21	605	361	3142	7148	154	604	6960	2895	257	123	2288	358
		T	191609	1705	40	451	52	1466	792	9154	20060	277	1275	17690	9147	651	299	5401	1196
	1 Abdominal and pelvic pain (R10)	M	7028	35	0	0	0	39	1	55	6089	0	1	12	0	7	35	9	0
		F	4308	21	0	0	0	25	3	18	3751	0	1	5	0	2	44	2	0
		T	11336	56	0	0	0	64	4	73	9840	0	2	17	0	9	79	11	0
	2 Ascites (R18)	M	432	4	1	0	0	12	6	13	11	0	3	7	1	12	4	5	0
		F	229	6	1	0	0	4	4	8	2	0	0	3	0	2	0	4	0
		T	661	10	2	0	0	16	10	21	13	0	3	10	1	14	4	9	0
	3 Somnolence, stupor and coma (R40)	M	290	2	0	0	0	0	1	48	0	0	0	10	1	0	0	1	0
		F	146	0	0	0	0	0	0	28	0	0	2	6	1	1	0	0	0
		T	436	2	0	0	0	0	1	76	0	0	2	16	2	1	0	1	0
	4 Fever of unknown origin (R50)	M	3360	239	0	0	0	24	7	35	441	0	1	1369	45	7	91	12	4
		F	2235	175	0	0	0	21	14	22	281	1	0	805	0	12	61	6	5
		T	5595	414	0	0	0	45	21	57	722	1	1	2074	45	19	152	18	9
	5 Senility (R54)	M	18150	26	2	2	0	1	1	1	128	34	133	2391	271	0	2	1027	3
		F	15996	17	1	3	0	1	0	0	106	86	221	1836	285	1	0	885	2
		T	34146	43	3	5	0	2	1	1	234	120	354	4227	556	1	2	1912	5
	6 Syncope and collapse (R55)	M	88	2	0	0	0	1	1	0	4	0	0	11	0	1	0	1	0
		F	71	4	0	0	0	0	1	1	1	0	1	7	0	0	0	1	0
		T	159	6	0	0	0	1	2	1	5	0	1	18	0	1	0	2	0
	7 Convulsions, not elsewhere classified (R56)	M	1046	0	0	298	0	0	10	50	33	5	6	13	1	1	0	7	3
		F	613	5	0	148	0	0	3	20	21	2	0	13	0	0	0	3	1
		T	1659	5	0	446	0	0	13	70	54	7	6	26	1	1	0	10	4
	8 Shock, not elsewhere classified (R57)	M	16504	168	3	0	31	20	95	829	3050	12	46	877	575	89	24	48	11
		F	9928	130	2	0	21	14	100	606	1688	6	23	580	325	68	8	57	5
		T	26432	298	5	0	52	34	195	1435	4738	18	69	1457	900	157	32	105	16
	9 All other symptoms, signs and abnormal clinical and laboratory findings, not elsewhere classified (R00-R09, R11-R17,R19-R39,R41-R49,R51-R53,R58-R99)	M	72759	541	16	0	0	764	309	4981	3156	72	481	6140	5358	277	20	2003	817
		F	38426	330	14	0	0	540	236	2439	1298	59	356	3705	2284	171	10	1330	345
		T	111185	871	30	0	0	1304	545	7420	4454	131	837	9845	7642	448	30	3333	1162
XIX.	INJURY, POISONING AND CERTAIN OTHER CONSEQUENCES OF EXTERNAL CAUSES (S00-T98)	M	74397	1697	49	4	863	79	193	1243	1736	82	647	1540	706	131	37	5297	617
		F	26191	684	22	2	150	184	62	558	792	18	147	656	275	59	61	1971	311
		T	100588	2381	71	6	1013	263	255	1801	2528	100	794	2196	981	190	98	7268	998
48	Fractures (S02,S12,S22,S32,S42,S52, S62,S72,S82,S92,T02,T08,T10 & T12)	M	27706	14	13	0	646	0	13	51	95	4	6	76	2	2	0	152	51
		F	9415	9	4	0	78	0	2	14	35	0	4	28	2	0	0	59	12
		T	37121	23	17	0	724	0	15	65	130	4	10	104	4	2	0	211	63
	1 Fracture of skull and facial bones (S02)	M	2965	2	10	0	248	0	3	26	15	3	1	18	0	0	0	4	21
		F	246	0	0	0	58	0	1	8	8	0	0	3	0	0	0	0	5
		T	3211	2	10	0	306	0	4	34	23	3	1	21	0	0	0	4	26
	2 Fracture of neck, thorax or pelvis (S12,S22,S32 & T08)	M	1116	2	1	0	172	0	1	19	0	1	15	1	0	0	0	79	6
		F	662	5	0	0	12	0	0	1	3	0	1	5	0	0	0	38	3
		T	1778	7	1	0	184	0	1	2	22	0	2	20	1	0	0	117	9
	3 Fracture of upper limb (S42,S52,S62 & T10)	M	1323	0	1	0	0	0	2	0	1	1	2	4	1	0	0	2	1
		F	1167	2	0	0	0	0	1	0	0	0	0	4	0	0	0	0	0
		T	2490	2	1	0	0	0	3	0	1	1	2	8	1	0	0	2	1
	4 Fractures of lower limb (S72,S82,S92 & T12)	M	5159	8	0	0	124	0	7	9	59	0	1	23	0	2	0	13	0
		F	2522	2	3	0	0	0	0	3	23	0	3	11	2	2	0	6	0
		T	7681	10	3	0	124	0	7	12	82	0	4	34	2	4	0	19	0
	5 Fractures involving multiple body regions, and of unspecified body region (T02)	M	17143	2	1	0	102	0	0	15	1	0	1	16	0	0	0	54	23
		F	4818	0	1	0	8	0	0	2	1	0	0	5	0	0	0	15	4
		T	21961	2	2	0	110	0	0	17	2	0	1	21	0	0	0	69	27
49	Dislocations, sprains and strains of specified and multiple body regions (S03,S13,S23,S33,S43,S53, S63,S73,S83,S93,T03)	M	101	0	1	0	0	0	2	21	4	0	0	14	0	3	0	9	0
		F	35	2	1	0	0	0	1	2	2	0	0	1	0	1	0	1	0
		T	136	2	2	0													

TABLE 4 - MEDICALLY CERTIFIED DEATHS BY SEX IN STATES / UNION TERRITORIES ACCORDING TO NATIONAL LIST (BASED UPON TENTH REVISION OF ICD) DURING 2020

Lakshadweep	Madhya Pradesh	Maharashtra	Manipur	Meghalaya	Mizoram	Nagaland	Odisha	Puducherry	Punjab	Rajasthan	Sikkim	Tamil Nadu	Telangana	Tripura	Uttarakhand	Uttar Pradesh	West Bengal	SEX	CAUSE OF DEATH
0	0	1854	2	17	25	0	194	35	39	632	14	1312	552	28	17	102	905	T	(Q00-Q99)
0	0	1115	0	9	17	0	123	21	26	395	11	808	403	15	9	56	583	M	Congenital malformations, deformations and
0	0	739	2	8	8	0	71	14	13	237	3	504	149	13	8	46	322	F	chromosomal abnormalities (Q00-Q99)
0	0	1854	2	17	25	0	194	35	39	632	14	1312	552	28	17	102	905	T	
0	0	51	0	0	0	0	0	0	0	7	0	2	13	0	0	5	3	M	Spina bifida
0	0	47	0	0	0	0	1	0	0	6	0	1	6	2	0	6	4	F	(Q05)
0	0	98	0	0	0	0	1	0	0	13	0	3	19	2	0	11	7	T	
0	0	613	0	2	9	0	116	8	3	141	9	49	7	3	7	7	199	M	Congenital malformations of the circulatory system
0	0	384	1	5	6	0	68	8	3	76	2	54	4	2	3	16	129	F	(Q20-Q28)
0	0	997	1	7	15	0	184	16	6	217	11	103	11	5	10	23	328	T	
0	0	8	0	0	0	0	0	13	0	8	0	0	0	1	0	8	3	M	Cleft lip and cleft palate
0	0	7	0	0	0	0	0	6	0	2	0	1	0	0	0	6	2	F	(Q35-Q37)
0	0	15	0	0	0	0	0	19	0	10	0	1	0	1	0	14	5	T	
0	0	443	0	7	8	0	7	0	23	239	2	757	383	11	2	36	378	M	All other congenital malformations, deformations and
0	0	301	1	3	2	0	2	0	10	153	1	448	139	9	5	18	187	F	chromosomal abnormalities, not elsewhere classified
0	0	744	1	10	10	0	9	0	33	392	3	1205	522	20	7	54	565	T	(Q00-Q04,Q06-Q18,Q30-Q34 & Q38-Q99)
0	7169	20396	261	252	116	0	4423	1162	1247	4318	9	23661	2133	276	219	4078	6144	M	SYMPTOMS, SIGNS AND ABNORMAL CLINICAL
0	3580	10321	92	195	70	0	2466	973	719	2889	2	17871	929	253	164	2231	3424	F	AND LABORATORY FINDINGS,NOT ELSEWHERE
0	10749	30627	353	447	186	0	6889	2135	1966	7207	11	41532	3062	529	383	6309	9568	T	CLASSIFIED (R00-R99)
0	7169	20396	261	252	116	0	4423	1162	1247	4318	9	23661	2133	276	219	4078	6144	M	Symptoms, signs and abnormal clinical and
0	3580	10321	92	195	70	0	2466	973	719	2889	2	17871	929	253	164	2231	3424	F	laboratory findings, not elsewhere classified (R00-R99)
0	10749	30627	353	447	186	0	6889	2135	1966	7207	11	41532	3062	529	383	6309	9568	T	
0	93	17	0	5	3	0	177	20	3	41	0	63	3	7	7	284	22	M	Abdominal and pelvic pain
0	28	6	0	2	0	0	94	6	1	28	0	39	2	4	5	205	16	F	(R10)
0	121	23	0	7	3	0	271	26	4	69	0	102	5	11	12	489	38	T	
0	59	16	3	5	1	0	25	2	50	11	0	15	2	10	12	103	39	M	Ascites
0	26	15	4	2	0	0	5	0	19	11	0	6	1	8	6	63	29	F	(R18)
0	85	31	7	7	1	0	30	2	69	22	0	21	3	18	18	166	68	T	
0	66	11	0	0	0	0	7	1	0	41	0	14	0	0	1	73	13	M	Somnolence, stupor and coma
0	27	5	0	0	0	0	2	0	0	20	0	6	0	0	2	43	3	F	(R40)
0	93	16	0	0	0	0	9	1	0	61	0	20	0	0	3	116	16	T	
0	85	77	0	11	4	0	154	12	79	100	0	8	3	14	14	581	43	M	Fever of unknown origin
0	43	38	0	6	1	0	97	7	69	72	0	5	3	12	12	420	47	F	(R50)
0	128	115	0	17	5	0	251	19	148	172	0	13	6	26	26	1001	90	T	
0	6426	1	41	2	0	0	59	756	7	1	0	6701	0	106	1	18	9	M	Senility
0	4853	0	42	0	0	0	39	750	14	0	0	6701	0	138	0	12	3	F	(R54)
0	0	11279	1	83	2	0	98	1506	21	1	0	13402	0	244	1	30	12	T	
0	0	4	0	0	0	0	0	0	0	8	0	1	0	0	14	39	1	M	Syncope and collapse
0	0	3	0	0	0	0	0	0	0	4	0	1	0	0	13	34	0	F	(R55)
0	0	7	0	0	0	0	0	0	0	12	0	2	0	0	27	73	1	T	
0	2	55	4	3	4	0	20	10	34	116	0	254	1	0	1	92	23	M	Convulsions, not elsewhere classified
0	1	22	2	7	2	0	3	11	24	101	0	123	1	0	1	90	9	F	(R56)
0	3	77	6	10	6	0	23	21	58	217	0	377	2	0	2	182	32	T	
0	1206	268	41	28	46	0	1102	153	995	2070	0	2408	906	24	63	520	796	M	Shock, not elsewhere classified
0	693	138	16	22	35	0	684	82	523	1280	0	1396	500	29	47	365	485	F	(R57)
0	1899	406	57	50	81	0	1786	235	1518	3350	0	3804	1406	53	110	885	1281	T	
0	5658	13432	212	159	56	0	2879	208	79	1930	9	14197	1218	115	106	2368	5198	M	All other symptoms, signs and abnormal clinical and
0	2762	5241	70	114	32	0	1542	117	69	1373	2	9594	422	62	78	999	2832	F	laboratory findings, not elsewhere classified (R00-R99)
0	8420	18673	282	273	88	0	4421	325	148	3303	11	23791	1640	177	184	3367	8030	T	R11-R17,R19-R39,R41-R49,R51-R53,R58-R99)
2	828	13037	63	304	80	10	1720	383	664	3923	79	5738	4698	346	109	25210	2218	M	INJURY, POISONING AND CERTAIN OTHER
0	387	1036	10	90	27	8	1156	155	430	1541	21	2561	2183	168	56	8623	1781	F	CONSEQUENCES OF EXTERNAL CAUSES (S00-T98)
2	1215	14073	73	394	107	18	2876	538	1094	5464	100	8299	6881	514	165	33833	3999	T	
0	1	689	3	4	8	6	10	34	273	165	22	86	3	3	22	25210	42	M	Fractures (S02,S12,S22,S32,S42,S52,
0	0	244	0	7	1	5	4	3	132	54	6	64	0	4	6	8623	13	F	S62,S72,S82,S92,T02,T08,T10 & T12)
0	1	933	3	11	9	11	14	37	405	219	28	150	3	7	28	33833	55	T	
0	1	39	3	1	6	0	3	6	154	29	14	18	0	1	7	2332	0	M	Fracture of skull and facial bones
0	0	1	0	1	0	0	1	1	87	4	3	12	0	0	2	51	0	F	(S02)
0	1	40	3	2	6	0	4	7	241	33	17	30	0	1	9	2383	0	T	
0	0	79	0	2	1	2	3	5	9	37	5	16	1	0	2	644	12	M	Fracture of neck, thorax or pelvis
0	0	23	0	0	1	1	0	1	5	10	1	10	0	0	0	540	2	F	(S12,S22,S32 & T08)
0	0	102	0	2	2	3	3	6	14	47	6	26	1	0	2	1184	14	T	
0	0	26	0	0	0	2	0	12	61	11	0	2	2	0	2	1185	5	M	Fracture of upper limb
0	0	11	0	2	0	2	1	0	20	2	0	2	0	0	1	1117	2	F	(S42,S52,S62 & T10)
0	0	37	0	2	0	4	1	12	81	13	0	4	2	0	3	2302	7	T	
0	0	518	0	1	1	0	4	9	9	82	3	43	0	2	4	4220	17	M	Fractures of lower limb
0	0	208	0	4	0	0	2	1	12	37	2	33	0	4	1	2156	7	F	(S72,S82,S92 & T12)
0	0	726	0	5	1	0	6	10	21	119	5	76	0	6	5	6376	24	T	
0	0	27	0	0	0	2	0	2	40	6	0	7	0	0	7	16829	8	M	Fractures involving multiple body regions ,
0	0	1	0	0	0	2	0	0	8	1	0	7	0	0	2	4759	2	F	and of unspecified body region (T02)
0	0	28	0	0	0	4	0	2	48	7	0	14	0	0	9	21588	10	T	
0	0	18	0	0	1	1	0	3	5	16	0	0	0	1	0	0	2	M	Dislocations, sprains and strains of specified and
0	0	6	0	0	0	2	1	1	0	6	0	0	0	0	0	0	8	F	multiple body regions (S03,S13,S23,S33,S43,S53,
0	0	24	0	0	1	3	1	4	5	22	0	0	0	1	0	0	10	T	S63,S73,S83,S93,T03)
0	0	1114	0	20	31	3	837	25	61	1024	15	647	328	12	15	0	217	M	Intracranial and internal injuries, including nerves
0	0	74	0	2	10	1	270	6	26	293	1	238	184	7	9	0	87	F	(S04,S06,S14,S24,S26-S27,S34,S36-S37,S44,S54,
0	0	1188	0	22	41	4	1107	31	87	1317	16	885	512	19	24	0	304	T	S64,S74,S84 & S94)
0	1	114	0	1	1	0	0	1	9	44	0	41	2	3	1	0	55	M	Crushing injuries and traumatic amputations of speci
0	0	10	0	0	0	0	0	2	8	11	0	10	0	1	0	0	20	F	and multiple body regions (S07-S08,S17-S18,S28,S38,
0	1	124	0	1	1	0	0	3	17	55	0	51	2	4	1	0	75	T	S47-S48,S57-S58,S67-S68,S77-S78,S87-S88,S97-S98,T
0	345	5113	24	107	22	0	75	179	121	1033	27	2642	212	175	3	0	657	M	Other injuries of specified,unspecified and multiple

TABLE 4 - MEDICALLY CERTIFIED DEATHS BY SEX IN STATES / UNION TERRITORIES ACCORDING TO NATIONAL LIST (BASED UPON TENTH REVISION OF ICD) DURING 2020

Lakshadweep	Madhya Pradesh	Maharashtra	Manipur	Meghalaya	Mizoram	Nagaland	Odisha	Puducherry	Punjab	Rajasthan	Sikkim	Tamil Nadu	Telangana	Tripura	Uttarakhand	Uttar Pradesh	West Bengal	Sex	CAUSE OF DEATH	
																				18
0	3	31	0	1	0	0	0	3	2	13	25	6	0	1	0	0	0	0	8	T
2	108	485	1	7	3	0	129	24	60	242	4	449	59	13	16	0	0	0	M Burns and Corrosions	
0	117	134	0	6	2	0	424	47	50	207	2	438	67	64	7	0	0	0	F (T20-T32)	
2	225	619	1	13	5	0	553	71	110	449	6	887	126	77	23	0	0	0	T	
0	233	1293	27	6	10	0	638	108	46	1225	0	1404	4016	21	45	0	220	M	Poisonings by drugs & biological substances; and	
0	122	23	4	5	4	0	428	36	29	643	2	720	1845	10	29	0	899	F	Toxic effects of substances chiefly nonmedicinal	
0	355	1316	31	11	14	0	1066	144	75	1868	2	2124	5861	31	74	0	1119	T	as to source (T36-T50 & T51-T65)	
0	127	4165	8	157	4	0	26	5	39	81	6	377	25	116	6	0	789	M	Other and unspecified effects of external causes	
0	51	279	1	63	0	0	11	2	21	28	3	179	13	43	3	0	424	F	and certain early complications of trauma	
0	178	4444	9	220	4	0	37	7	60	109	9	556	38	159	9	0	1213	T	(T33-T35,T66-T79)	
0	11	11	0	1	0	0	2	2	9	12	0	69	52	3	1	0	217	M	Complications of Surgical and Medical care,	
0	2	3	0	1	1	0	4	5	18	6	0	53	22	7	1	0	115	F	not elsewhere classified (T80-T88)	
0	13	14	0	2	1	0	6	7	27	18	0	122	74	10	2	0	332	T		
0	0	8	0	0	0	0	0	0	41	63	0	23	0	0	0	0	11	M	Late effects of injuries, of poisoning and of other	
0	0	0	0	0	1	0	0	1	6	12	0	12	0	0	0	0	10	F	consequences of external causes (T90-T98)	
0	0	8	0	0	1	0	0	1	47	75	0	35	0	0	0	0	21	T		
1	838	13037	8	304	13	0	318	277	1102	1947	137	4901	3655	113	50	2637	1216	M	EXTERNAL CAUSES OF MORBIDITY	
1	312	1036	1	90	3	0	97	102	635	560	44	1563	2174	75	39	1312	579	F	AND MORTALITY (V01-Y89)	
2	1150	14073	9	394	16	0	415	379	1737	2507	181	6464	5829	188	89	3949	1795	T		
0	23	1124	0	133	7	0	222	93	615	1326	15	3999	198	18	29	1508	412	M	Transport accidents	
0	0	35	0	15	0	0	47	27	383	289	4	1034	64	4	2	654	211	F	(V01-V99)	
0	23	1159	0	148	7	0	269	120	998	1615	19	5033	262	22	31	2162	623	T		
0	0	129	0	0	0	0	0	4	22	19	0	753	0	1	2	34	66	M	Railway accidents	
0	0	6	0	0	0	0	0	1	8	1	0	155	0	0	0	24	14	F	(V05,V15,V80.6,V81,V82.2,V87.6 & V88.6)	
0	0	135	0	0	0	0	0	5	30	20	0	908	0	1	2	58	80	T		
0	0	634	0	15	4	0	0	81	361	596	14	265	134	10	13	890	7	M	Motor vehicle traffic accidents (V02-V04,V09.2-V09.3,	
0	0	26	0	0	0	0	0	22	240	113	3	61	42	2	1	428	4	F	-V19.6,V19.9,V20-V28,V29.4-V29.6,V29.9,V30-V38,V3	
0	0	660	0	15	4	0	0	103	601	709	17	326	176	12	14	1318	11	T	V39.9,V40-V48,V49.4-V49.6,V49.9,V50-V58,V59.4-V5	
0	0	12	0	28	3	0	222	4	140	431	1	1	0	3	14	218	123	M	Other road vehicle accidents (V01,V06,V09.9,V10-V11	
0	0	0	0	0	0	0	47	2	97	112	1	0	0	0	1	119	100	F	V16-V18,V19.8,V29.8,V39.8,V49.8,V59.8,V69.8,V79.8,	
0	0	12	0	28	3	0	269	6	237	543	2	1	0	3	15	337	223	T	V80.0-V80.2,V80.7-V80.9,V82.3-V82.7,V82.9 & V89.1	
0	0	2	0	0	0	0	0	0	0	7	0	70	32	3	0	20	0	M	Water transport accidents	
0	0	0	0	0	0	0	0	0	0	2	0	31	5	2	0	1	0	F	(V90-V94)	
0	0	2	0	0	0	0	0	0	0	9	0	101	37	5	0	21	0	T		
0	0	0	0	0	0	0	0	0	2	2	0	11	32	0	0	17	0	M	Air & Space transport accidents	
0	0	0	0	0	0	0	0	0	0	1	0	2	17	0	0	3	0	F	(V95-V97)	
0	0	0	0	0	0	0	0	0	2	3	0	13	49	0	0	20	0	T		
0	23	347	0	90	0	0	0	4	90	271	0	2899	0	1	0	329	216	M	All other transport accidents (V09.0-V09.1,V19.0-V19.	
0	0	3	0	15	0	0	0	2	38	60	0	785	0	0	0	79	93	F	-V29.3,V39.0-V39.3,V49.0-V49.3,V59.0-V59.3,V69.0-V	
0	23	350	0	105	0	0	0	6	128	331	0	3684	0	1	0	408	309	T	-V79.3,V82.0,V82.8,V83-V86,V88.0-V88.5,V88.7-V88	
0	0	274	3	11	0	0	15	8	38	104	10	59	0	55	18	216	67	M	Accidental Falls	
0	0	47	0	5	0	0	3	3	22	42	5	21	0	50	10	104	21	F	(W00-W19)	
0	0	321	3	16	0	0	18	11	60	146	15	80	0	105	28	320	88	T		
0	27	633	0	29	0	0	10	16	68	9	0	22	0	3	0	110	61	M	Accidental drowning and submersion	
0	4	10	0	10	0	0	6	0	12	3	0	6	0	0	0	70	17	F	(W65-W74)	
0	31	643	0	39	0	0	16	16	80	12	0	28	0	3	0	180	78	T		
0	3	522	0	7	0	0	0	1	75	17	2	0	0	0	0	47	11	M	Exposure to smoke, fire and flames	
0	0	134	0	6	0	0	1	1	27	14	1	2	0	0	20	54	6	F	(X00-X09)	
0	3	656	0	13	0	0	1	2	102	31	3	2	0	0	20	101	17	T		
0	0	777	0	6	0	0	0	0	39	2	0	133	1	2	0	103	0	M	Accidental poisoning by and exposure	
0	0	19	0	5	1	0	0	0	17	1	0	57	0	2	3	57	0	F	to noxious substances (X40-X49)	
0	0	796	0	11	1	0	0	0	56	3	0	190	1	4	3	160	0	T		
1	697	923	1	6	1	0	1	129	20	119	98	197	0	0	0	26	22	M	Intentional self-harm (Suicide- attempted)	
1	260	1	0	1	0	0	1	66	13	50	29	132	0	0	0	38	12	F	(X60-X84)	
2	957	924	1	7	1	0	2	195	33	169	127	329	0	0	0	64	34	T		
0	1	182	0	10	1	0	0	4	14	25	3	78	0	1	0	36	29	M	Assault (Homicide)	
0	1	3	0	5	0	0	0	0	4	5	2	28	0	1	0	17	25	F	(X85-Y09)	
0	2	185	0	15	1	0	0	4	18	30	5	106	0	2	0	53	54	T		
0	0	261	4	0	1	0	0	0	1	48	7	221	72	26	0	14	33	M	Other Violence	
0	0	6	1	0	2	0	0	0	1	10	3	95	21	13	0	13	4	F	(Y10-Y36)	
0	0	267	5	0	3	0	0	0	2	58	10	316	93	39	0	27	37	T		
0	0	261	4	0	1	0	0	0	1	47	7	220	72	26	0	5	2	M	Event of undetermined intent	
0	0	6	1	0	2	0	0	0	1	10	3	95	21	13	0	11	0	F	(Y10-Y34)	
0	0	267	5	0	3	0	0	0	2	57	10	315	93	39	0	16	2	T		
0	0	0	0	0	0	0	0	0	0	1	0	0	0	0	0	9	31	M	Legal intervention	
0	0	0	0	0	0	0	0	0	0	0	0	0	0	0	0	2	4	F	(Y35)	
0	0	0	0	0	0	0	0	0	0	1	0	0	0	0	0	11	35	T		
0	0	0	0	0	0	0	0	0	0	0	0	1	0	0	0	0	0	M	Operations of war	
0	0	0	0	0	0	0	0	0	0	0	0	0	0	0	0	0	0	F	(Y36)	
0	0	0	0	0	0	0	0	0	0	0	0	1	0	0	0	0	0	T		
0	0	34	0	1	0	0	23	12	2	27	0	60	3384	3	0	67	12	M	Complications of medical and surgical care	
0	0	4	0	1	0	0	11	0	1	6	0	38	2089	0	1	34	7	F	(Y40-Y84)	
0	0	38	0	2	0	0	34	12	3	33	0	98	5473	3	1	101	19	T		
0	0	4	0	0	0	0	0	12	1	2	0	32	3278	3	0	57	0	M	Drugs,medicaments and biological substances	
0	0	1	0	0	0	0	0	0	0	3	0	22	2062	0	0	32	0	F	causing adverse effects in therapeutic use (Y40-Y59)	
0	0	5	0	0	0	0	0	12	1	5	0	54	5340	3	0	89	0	T		
0	0	30	0	1	0	0	23	0	1	25	0	28	106	0	0	10	12	M	Misadventures during surgical & medical care,adverse	
0	0	3	0	1	0	0	11	0	1	3	0	16	27	0	1	2	7	F	incidents in diagnostic and therapeuticuse, abnormal	
0	0	33	0	2	0	0	34	0	2	28	0	44	133	0	1	12	19	T	and late complications (Y60-Y69,Y70-Y82 & Y83-Y84)	
0	87	8303	0	101	3	0	46	13	32	264	2	121	0	5	3	510	468	M	Other external causes of accidental injury, not	
0	47	777	0	42	0	0	28	5	12	133	0	102	0	5	3	271	219	F	elsewhere classified (W20-W64,W75-W99,	
0	134	9080	0	143	3	0	74	18	44	397	2	223	0	10	6	781	687	T	X10-X39,X50-X59)	
0	0	8</																		

TABLE 4 - MEDICALLY CERTIFIED DEATHS BY SEX IN STATES / UNION TERRITORIES ACCORDING TO NATIONAL LIST (BASED UPON TENTH REVISION OF ICD) DURING 2020

Major Group No.	CAUSE OF DEATH	Sex	States / Union Territories																
			All States (Total)	Andhra Pradesh	A & N Islands	Assam	Bihar	Chandigarh	Chhattisgarh	Delhi	D & N Haveli & Daman & Diu	Goa	Gujarat	Haryana	Himachal Pradesh	Jharkhand	Karnataka	Kerala	
			1	2	3	4	5	6	7	8	9	10	11	12	13	14	15	16	17
3	Bites of snakes & other venomous animals (X20-X27)	M	992	17	0	1	29	0	5	73	0	3	4	15	19	2	0	157	13
		F	483	13	0	0	3	0	1	53	0	1	1	8	5	3	0	110	9
		T	1475	30	0	1	32	0	6	126	0	4	5	23	24	5	0	267	22
4	Sun stroke (X32)	M	179	16	0	0	0	1	0	0	2	0	0	0	0	0	0	0	0
		F	134	14	0	0	0	0	0	2	0	0	0	0	0	0	0	0	0
		T	313	30	0	0	0	1	0	2	2	0	0	0	0	0	0	0	0
5	All other accidents including late effects (W20-W23, W35-W64, W75-W99, X10-X19, X28-X31, X33-X39 & X50-X59)	M	12446	42	3	0	84	22	94	15	3188	7	27	228	100	0	9	51	17
		F	3020	16	0	0	8	1	25	12	1758	3	7	87	12	0	0	26	7
		T	15466	58	3	0	92	23	119	27	4946	10	34	315	112	0	9	77	24
E58	Late effects of external causes of morbidity and mortality (Y85-Y89)	M	525	2	0	0	38	1	0	1	1	0	0	85	0	1	1	0	73
		F	342	2	0	0	13	1	0	0	0	0	0	47	0	0	0	0	24
		T	867	4	0	0	51	2	0	1	1	0	0	132	0	1	1	0	97
XXII.	Codes for Special Purposes (U00-L49)	M	114217	8573	48	0	620	842	350	1820	5764	1	559	3011	803	605	428	11250	1435
		F	46401	3620	14	0	360	223	176	712	2980	1	222	1295	396	265	129	4226	713
		T	160618	12193	62	0	980	1065	526	2532	8744	2	781	4306	1199	870	557	15476	2148
	Provisional Assignment of New Diseases of Uncertain Etiology (U01-U49)	M	114217	8573	48	0	620	842	350	1820	5764	1	559	3011	803	605	428	11250	1435
		F	46401	3620	14	0	360	223	176	712	2980	1	222	1295	396	265	129	4226	713
		T	160618	12193	62	0	980	1065	526	2532	8744	2	781	4306	1199	870	557	15476	2148
1	COVID-19, Virus Identified (U07.1)	M	99327	6850	48	0	620	810	347	1697	4753	0	538	3011	794	603	403	10859	1435
		F	39386	2901	14	0	360	205	175	657	2373	1	213	1295	393	265	121	4026	713
		T	138713	9751	62	0	980	1015	522	2354	7126	1	751	4306	1187	868	524	14885	2148
2	COVID-19, Virus not Identified (U07.2)	M	14890	1723	0	0	0	32	3	123	1011	1	21	0	9	2	25	391	0
		F	7015	719	0	0	0	18	1	55	607	0	9	0	3	0	8	200	0
		T	21905	2442	0	0	0	50	4	178	1618	1	30	0	12	2	33	591	0
	ALL CAUSES (MAJOR GROUP I to XIX & XXII)	M	1160119	65648	1225	824	26003	9139	7526	26278	50873	1455	8660	67907	19601	3998	4603	102941	17647
		F	651569	35705	646	336	10782	5452	4674	15080	29993	814	5941	40076	10098	2447	2710	55662	10545
		T	1811688	101353	1871	1160	36785	14591	12200	41358	80866	2269	14601	107983	29699	6445	7313	158603	28192

TABLE 4 - MEDICALLY CERTIFIED DEATHS BY SEX IN STATES / UNION TERRITORIES ACCORDING TO NATIONAL LIST (BASED UPON TENTH REVISION OF ICD) DURING 2020

Lakshadweep	Madhya Pradesh	Maharashtra	Manipur	Meghalaya	Mizoram	Nagaland	Odisha	Puducherry	Punjab	Rajasthan	Sikkim	Tamil Nadu	Telangana	Tripura	Uttarakhand	Uttar Pradesh	West Bengal	Sex	CAUSE OF DEATH
18	19	20	21	22	23	24	25	26	27	28	29	30	31	32	33	34	35		
0	78	297	0	0	0	0	0	9	6	71	0	23	0	1	3	165	1	M	Bites of snakes & other venomous animals
0	44	3	0	0	0	0	0	5	3	56	0	16	0	0	1	148	0	F	(X20-X27)
0	122	300	0	0	0	0	0	14	9	127	0	39	0	1	4	313	1	T	
0	0	2	0	0	0	0	0	4	3	0	0	0	0	0	0	37	114	M	Sun stroke
0	0	0	0	0	0	0	0	2	0	0	0	0	0	0	0	25	91	F	(X32)
0	0	2	0	0	0	0	0	4	5	0	0	0	0	0	0	62	205	T	
0	4	7991	0	99	3	0	45	0	13	190	2	96	0	2	0	114	0	M	All other accidents including late effects
0	1	774	0	42	0	0	28	0	2	76	0	82	0	2	2	49	0	F	(W20-W23,W35-W64, W75-W99,X10-X19,
0	5	8765	0	141	3	0	73	0	15	266	2	178	0	4	2	163	0	T	X28-X31, X33-X39 & X50-X59)
0	0	4	0	0	0	0	1	1	198	6	0	11	0	0	0	0	101	M	Late effects of external causes of morbidity
0	0	0	0	0	0	0	0	0	143	7	0	48	0	0	0	0	57	F	and mortality (Y85-Y89)
0	0	4	0	0	0	0	1	1	341	13	0	59	0	0	0	0	158	T	
0	624	44811	251	54	7	8	1084	540	3097	3048	56	6194	3501	203	642	11053	2935	M	EXTERNAL CAUSES OF MORBIDITY
0	201	16401	104	32	1	2	347	288	1619	1320	26	2144	1555	62	290	5436	1241	F	AND MORTALITY (V01-Y89)
0	825	61212	355	86	8	10	1431	828	4716	4368	82	8338	5056	265	932	16489	4176	T	
0	624	44811	251	54	7	8	1084	540	3097	3048	56	6194	3501	203	642	11053	2935	M	Provisional Assignment of New Diseases of
0	201	16401	104	32	1	2	347	288	1619	1320	26	2144	1555	62	290	5436	1241	F	(U01-U49)
0	825	61212	355	86	8	10	1431	828	4716	4368	82	8338	5056	265	932	16489	4176	T	
0	554	39400	251	54	7	8	942	493	2857	3048	56	5909	3498	203	628	5716	2935	M	COVID-19, Virus Identified
0	185	14167	104	31	1	2	306	260	1434	1320	26	2055	1554	62	278	2648	1241	F	(U07.1)
0	739	53567	355	85	8	10	1248	753	4291	4368	82	7964	5052	265	906	8364	4176	T	
0	70	5411	0	0	0	0	142	47	240	0	0	285	3	0	14	5337	0	M	COVID-19, Virus not identified
0	16	2234	0	1	0	0	41	28	185	0	0	89	1	0	12	2788	0	F	(U07.2)
0	86	7645	0	1	0	0	183	75	425	0	0	374	4	0	26	8125	0	T	
184	23337	234055	1582	2840	2167	119	37632	6259	23185	49324	1002	180618	40669	6930	4449	71341	60098	M	
157	11768	111705	684	1726	1162	72	21664	3972	16436	28302	646	114921	22127	4230	2856	38347	39833	F	ALL CAUSES (MAJOR GROUP I to XIX & XXII)
341	35105	345760	2266	4566	3329	191	59296	10231	39621	77626	1648	295539	62796	11160	7305	109688	99931	T	

TABLE 5 :MEDICALLY CERTIFIED DEATHS BY AGE, SEX AND MAJOR CAUSE GROUPS (BASED UPON TENTH REVISION OF ICD) DURING 2020

ALL STATES/UNION TERRITORIES (TOTAL)

Major Group No.	CAUSE OF DEATH	Sex	AGE GROUPS										N.S.	TOTAL
			<1	1-4	5-14	15-24	25-34	35-44	45-54	55-64	65-69	70+		
			1	2	3	4	5	6	7	8	9	10		
I	CERTAIN INFECTIOUS AND PARASITIC DISEASES (A00-B99)	M	3407	1422	1965	3846	7030	10089	13624	14801	8187	15140	763	80274
		F	2419	1058	1736	3939	4014	4918	6944	7837	4773	9604	417	47659
		T	5826	2480	3701	7785	11044	15007	20568	22638	12960	24744	1180	127933
II	NEOPLASMS (C00-D48)	M	119	259	772	1255	2388	4310	8654	12254	6729	12717	500	49957
		F	61	191	451	798	1379	3371	6649	9026	4599	8465	310	35300
		T	180	450	1223	2053	3767	7681	15303	21280	11328	21182	810	85257
III	DISEASES OF BLOOD & BLOOD FORMING ORGANS & CERTAIN DISORDERS INVOLVING THE IMMUNE MECHANISM (D50-D89)	M	247	279	498	836	846	1064	1460	1617	859	2101	92	9899
		F	182	184	444	997	917	865	1014	1150	658	1821	84	8316
		T	429	463	942	1833	1763	1929	2474	2767	1517	3922	176	18215
IV	ENDOCRINE, NUTRITIONAL AND METABOLIC DISEASES (E00-E89)	M	252	147	231	480	1843	4049	9403	15423	9950	20436	738	62952
		F	179	107	176	441	775	1741	5041	10291	6931	15631	400	41713
		T	431	254	407	921	2618	5790	14444	25714	16881	36067	1138	104665
V	MENTAL AND BEHAVIOURAL DISORDERS (F01-F99)	M	23	12	34	160	292	450	589	624	277	563	43	3067
		F	16	13	22	87	86	113	180	226	140	323	10	1216
		T	39	25	56	247	378	563	769	850	417	886	53	4283
VI	DISEASES OF THE NERVOUS SYSTEM (G00-G98)	M	631	625	833	1085	1650	2267	3085	3433	2415	4721	223	20968
		F	458	443	625	737	747	899	1398	1675	1367	2850	133	11332
		T	1089	1068	1458	1822	2397	3166	4483	5108	3782	7571	356	32300
VII	DISEASES OF THE EYE AND ADNEXA (H00-H59)	M	7	4	14	41	106	185	344	402	239	405	1	1748
		F	3	0	7	46	44	97	160	196	113	216	0	882
		T	10	4	21	87	150	282	504	598	352	621	1	2630
VIII	DISEASES OF THE EAR AND MASTOID PROCESS (H60-H95)	M	6	0	4	6	11	15	12	38	42	52	0	186
		F	4	0	0	3	2	4	4	27	20	32	0	96
		T	10	0	4	9	13	19	16	65	62	84	0	282
IX	DISEASES OF THE CIRCULATORY SYSTEM (I00-I99)	M	1796	807	1496	6425	14447	31753	60127	82850	48555	114280	2267	364803
		F	1267	687	1255	4687	7303	13721	26660	43039	32953	83184	1192	215948
		T	3063	1494	2751	11112	21750	45474	86787	125889	81508	197464	3459	580751
X	DISEASES OF THE RESPIRATORY SYSTEM (J00-J98)	M	3157	1123	1367	2932	5943	9390	17443	25410	15825	35422	1754	119766
		F	2345	786	983	2310	2894	4319	7917	12441	7411	19134	854	61394
		T	5502	1909	2350	5242	8837	13709	25360	37851	23236	54556	2608	181160
XI	DISEASES OF THE DIGESTIVE SYSTEM (K00-K92)	M	353	212	381	1443	5065	9761	12127	8744	3327	5328	575	47316
		F	202	166	297	841	1137	1618	2931	2700	1421	3096	230	14639
		T	555	378	678	2284	6202	11379	15058	11444	4748	8424	805	61955
XII	DISEASES OF THE SKIN AND SUBCUTANEOUS TISSUE (L00-L98)	M	40	6	28	58	113	214	347	396	218	570	63	2053
		F	20	5	21	55	93	114	162	254	129	428	16	1297
		T	60	11	49	113	206	328	509	650	347	998	79	3350
XIII	DISEASES OF THE MUSCULOSKELETAL SYSTEM AND CONNECTIVE TISSUE (M00-M99)	M	18	9	32	110	134	233	360	374	181	591	23	2065
		F	13	7	35	134	149	239	274	319	179	568	20	1937
		T	31	16	67	244	283	472	634	693	360	1159	43	4002
XIV	DISEASES OF THE GENITOURINARY SYSTEM (N00-N99)	M	633	161	437	1230	2251	3748	6386	8423	4216	9907	427	37819
		F	383	131	360	864	1350	1992	3271	4339	2641	5963	188	21482
		T	1016	292	797	2094	3601	5740	9657	12762	6857	15870	615	59301
XV	PREGNANCY, CHILDBIRTH AND THE PUERPERIUM (O00-O99)	F	0	0	0	2897	2692	1901	830	0	0	0	36	8356
		T	0	0	0	2897	2692	1901	830	0	0	0	36	8356
XVI	CERTAIN CONDITIONS ORIGINATING IN THE PERINATAL PERIOD (P00-P96)	M	42660	1	0	0	0	0	0	0	0	0	158	42819
		F	31554	0	0	0	0	0	0	0	0	0	115	31669
		T	74214	1	0	0	0	0	0	0	0	0	273	74488
XVII	CONGENITAL MALFORMATIONS, DEFORMATIONS AND CHROMOSOMAL ABNORMALITIES (Q00-Q99)	M	3273	434	311	135	143	274	444	425	199	463	55	6156
		F	2150	281	211	113	94	93	206	224	119	270	28	3789
		T	5423	715	522	248	237	367	650	649	318	733	83	9945
XVIII	SYMPTOMS, SIGNS AND ABNORMAL CLINICAL AND LABORATORY FINDINGS N.E.C. (R00-R99)	M	2845	1172	2146	6069	9085	11940	15344	20224	11384	38306	1142	119657
		F	2116	990	1609	3826	3991	4721	6924	10019	6559	30249	948	71952
		T	4961	2162	3755	9895	13076	16661	22268	30243	17943	68555	2090	191609
XIX	INJURY, POISONING AND CERTAIN OTHER CONSEQUENCES OF EXTERNAL CAUSES (S00-T98)	M	301	563	981	6573	9408	8614	8188	6839	3003	21037	8890	74397
		F	164	361	559	3104	2782	2303	2444	2431	1170	6513	4360	26191
		T	465	924	1540	9677	12190	10917	10632	9270	4173	27550	13250	100588
XXII	Codes for Special Purposes (U00-U49)	M	166	118	501	1972	4321	8462	17138	27200	16358	33996	3985	114217
		F	75	83	377	1192	1928	3185	6784	11245	6890	13296	1346	46401
		T	241	201	878	3164	6249	11647	23922	38445	23248	47292	5331	160618
ALL CAUSES	M	59934	7354	12031	34656	65076	106818	175075	229477	131964	316035	21699	1160119	
	F	43611	5493	9168	27071	32377	46214	79793	117439	78073	201643	10687	651569	
	T	103545	12847	21199	61727	97453	153032	254868	346916	210037	517678	32386	1811688	

**TABLE 6 - MEDICALLY CERTIFIED DEATHS BY AGE AND SEX ACCORDING TO NATIONAL LIST OF TENTH REVISION OF ICD
DURING THE YEAR 2020**

All States/Union Territories (Total)

M.G/CAT./ S.C	CAUSE OF DEATH	SEX	AGE GROUPS											N.S.	TOTAL
			<1	1-4	5-14	15-24	25-34	35-44	45-54	55-64	65-69	70+			
			4	5	6	7	8	9	10	11	12	13	14		
I.	CERTAIN INFECTIOUS AND PARASITIC DISEASES (A00-B99)	M	3407	1422	1965	3846	7030	10089	13624	14801	8187	15140	763	80274	
		F	2419	1058	1736	3939	4014	4918	6944	7837	4773	9604	417	47659	
		T	5826	2480	3701	7785	11044	15007	20568	22638	12960	24744	1180	127933	
1	Intestinal infectious diseases (A00-A09)	M	464	323	249	314	385	358	514	557	285	861	105	4415	
		F	389	219	151	273	201	262	311	359	251	663	80	3159	
		T	853	542	400	587	586	620	825	916	536	1524	185	7574	
	1 Cholera (A00)	M	20	19	14	57	66	6	35	44	21	258	9	549	
		F	8	12	7	24	13	13	21	30	25	214	4	371	
		T	28	31	21	81	79	19	56	74	46	472	13	920	
	2 Typhoid fever and paratyphoid fevers (A01)	M	47	29	49	78	90	68	88	93	51	88	20	701	
		F	41	31	34	56	72	52	42	63	28	39	11	469	
		T	88	60	83	134	162	120	130	156	79	127	31	1170	
	3 Food poisoning (A02, A05)	M	32	81	74	35	44	18	30	30	12	19	5	380	
		F	37	44	38	21	7	15	26	10	9	11	3	221	
		T	69	125	112	56	51	33	56	40	21	30	8	601	
	4 Shigellosis (A03)	M	7	6	2	1	2	4	4	6	1	4	0	37	
		F	3	4	3	3	4	4	7	7	10	14	0	59	
		T	10	10	5	4	6	8	11	13	11	18	0	96	
	5 Amoebiasis (A06)	M	1	1	1	6	9	9	7	19	15	27	16	111	
		F	1	1	2	4	4	8	3	7	9	15	24	78	
		T	2	2	3	10	13	17	10	26	24	42	40	189	
	6 Diarrhoea and gastroenteritis of presumed infectious origin (A09)	M	143	66	64	93	113	188	273	246	122	366	14	1688	
		F	96	74	39	79	72	126	151	198	124	293	11	1263	
		T	239	140	103	172	185	314	424	444	246	659	25	2951	
	7 Other intestinal infectious diseases (A04,A07-A08)	M	214	121	45	44	61	65	77	119	63	99	41	949	
		F	203	53	28	86	29	44	61	44	46	77	27	698	
		T	417	174	73	130	90	109	138	163	109	176	68	1647	
2	Tuberculosis (A15-A19)	M	83	103	277	1207	2453	3629	4029	3678	1858	2451	130	19898	
		F	79	80	389	1552	1353	1321	1453	1351	764	1129	52	9523	
		T	162	183	666	2759	3806	4950	5482	5029	2622	3580	182	29421	
	1 Respiratory tuberculosis (A15-A16)	M	50	40	148	887	1880	2900	3355	3141	1605	2075	101	16182	
		F	46	23	211	1109	1031	1023	1111	1079	607	952	38	7230	
		T	96	63	359	1996	2911	3923	4466	4220	2212	3027	139	23412	
	2 Tuberculosis of nervous system (A17)	M	17	45	76	161	247	297	259	240	93	130	13	1578	
		F	14	38	83	212	161	132	180	106	53	57	11	1047	
		T	31	83	159	373	408	429	439	346	146	187	24	2625	
	3 Tuberculosis of other organs & miliary tuberculosis (A18-A19)	M	16	18	53	159	326	432	415	297	160	246	16	2138	
		F	19	19	95	231	161	166	162	166	104	120	3	1246	
		T	35	37	148	390	487	598	577	463	264	366	19	3384	
3	Other bacterial diseases (A20-A49)	M	2598	765	896	1535	2696	4119	6321	7915	4354	9049	380	40628	
		F	1693	596	759	1512	1809	2283	3787	4745	2854	6089	217	26344	
		T	4291	1361	1655	3047	4505	6402	10108	12660	7208	15138	597	66972	
	1 Plague (A20)	M	3	0	0	4	1	6	2	1	1	1	0	19	
		F	0	0	1	6	1	1	1	1	1	0	0	12	
		T	3	0	1	10	2	7	3	2	2	1	0	31	

**TABLE 6 - MEDICALLY CERTIFIED DEATHS BY AGE AND SEX ACCORDING TO NATIONAL LIST OF TENTH REVISION OF ICD
DURING THE YEAR 2020**

All States/Union Territories (Total)

M.G/CAT./ S.C	CAUSE OF DEATH	SEX	AGE GROUPS											N.S.	TOTAL
			<1	1-4	5-14	15-24	25-34	35-44	45-54	55-64	65-69	70+			
			4	5	6	7	8	9	10	11	12	13	14		
2 Leprosy (A30)	M	11	0	2	2	5	6	14	10	10	16	0	76		
	F	5	0	0	4	4	2	0	5	1	7	0	28		
	T	16	0	2	6	9	8	14	15	11	23	0	104		
3 Neonatal tetanus (A33)	M	28	0	0	0	0	0	0	0	0	0	2	30		
	F	22	0	0	0	0	0	0	0	0	0	0	22		
	T	50	0	0	0	0	0	0	0	0	0	2	52		
4 Other tetanus (A34-A35)	M	10	4	18	21	30	22	32	23	15	22	0	197		
	F	1	8	14	12	11	9	6	10	6	15	3	95		
	T	11	12	32	33	41	31	38	33	21	37	3	292		
5 Diphtheria (A36)	M	13	26	62	9	2	0	3	0	1	2	4	122		
	F	12	14	43	3	1	1	0	1	3	1	2	81		
	T	25	40	105	12	3	1	3	1	4	3	6	203		
6 Whooping cough (A37)	M	15	7	15	9	18	88	80	63	44	22	3	364		
	F	23	5	4	3	1	0	51	18	59	1	1	166		
	T	38	12	19	12	19	88	131	81	103	23	4	530		
7 Meningococcal infection (A39)	M	9	8	5	6	8	8	15	20	16	14	1	110		
	F	10	3	5	5	2	6	4	9	6	15	1	66		
	T	19	11	10	11	10	14	19	29	22	29	2	176		
8 Septicaemia (A40-A41)	M	2458	680	713	1383	2397	3764	5828	7468	4050	8691	344	37776		
	F	1573	536	644	1396	1737	2187	3596	4547	2656	5907	204	24983		
	T	4031	1216	1357	2779	4134	5951	9424	12015	6706	14598	548	62759		
9 All other types of bacterial diseases (A21-A28,A31-A32,A38, A42-A49)	M	51	40	81	101	235	225	347	330	217	281	26	1934		
	F	47	30	48	83	52	77	129	154	122	143	6	891		
	T	98	70	129	184	287	302	476	484	339	424	32	2825		
4 Infections with a predominantly sexual mode of transmission (A50-A64)	M	23	1	0	14	26	38	50	61	30	38	4	285		
	F	37	3	2	7	10	16	46	35	17	29	1	203		
	T	60	4	2	21	36	54	96	96	47	67	5	488		
1 Syphilis (A50-A53)	M	15	1	0	10	10	24	41	46	25	25	2	199		
	F	15	3	0	3	7	7	43	27	13	25	0	143		
	T	30	4	0	13	17	31	84	73	38	50	2	342		
2 Other types of infections with a predominantly sexual mode of transmission (A54-A64)	M	8	0	0	4	16	14	9	15	5	13	2	86		
	F	22	0	2	4	3	9	3	8	4	4	1	60		
	T	30	0	2	8	19	23	12	23	9	17	3	146		
5 Viral diseases (A70-A74 & A80-B34)	M	175	179	410	548	1141	1432	2070	1809	1207	1725	104	10800		
	F	183	133	321	414	428	743	986	910	641	1140	40	5939		
	T	358	312	731	962	1569	2175	3056	2719	1848	2865	144	16739		
1 Acute poliomyelitis (A80)	M	0	0	0	0	0	0	0	0	0	0	0	0		
	F	0	0	0	0	0	0	0	0	0	0	0	0		
	T	0	0	0	0	0	0	0	0	0	0	0	0		
2 Rabies (A82)	M	0	9	35	11	30	35	27	29	8	5	5	194		
	F	0	4	17	3	6	16	20	19	6	5	0	96		
	T	0	13	52	14	36	51	47	48	14	10	5	290		
3 Japanese encephalitis (A83.0)	M	18	15	24	22	10	1	13	8	5	16	7	139		
	F	15	5	18	13	0	1	8	5	1	3	5	74		

**TABLE 6 - MEDICALLY CERTIFIED DEATHS BY AGE AND SEX ACCORDING TO NATIONAL LIST OF TENTH REVISION OF ICD
DURING THE YEAR 2020**

All States/Union Territories (Total)

M.G/CAT./ S.C	CAUSE OF DEATH	SEX	AGE GROUPS											N.S.	TOTAL
			<1	1-4	5-14	15-24	25-34	35-44	45-54	55-64	65-69	70+			
			4	5	6	7	8	9	10	11	12	13			
1	2	3	4	5	6	7	8	9	10	11	12	13	14	15	
		T	33	20	42	35	10	2	21	13	6	19	12	213	
4	Other viral encephalitis (A83.1-A83.9,A84-A86)	M	33	49	87	66	127	156	276	290	214	516	13	1827	
		F	40	42	75	40	41	80	142	174	104	426	5	1169	
		T	73	91	162	106	168	236	418	464	318	942	18	2996	
5	Dengue fever (A90)	M	16	19	77	72	91	81	91	81	51	83	21	683	
		F	4	18	60	60	46	63	69	83	31	57	10	501	
		T	20	37	137	132	137	144	160	164	82	140	31	1184	
6	Other arthropod-borne viral fevers and viral haemorrhagic fevers (A91-A94, A96-A99)	M	15	6	37	55	63	93	126	172	91	206	7	871	
		F	17	10	27	41	36	48	47	79	45	147	4	501	
		T	32	16	64	96	99	141	173	251	136	353	11	1372	
7	Smallpox (B03)	M	0	0	0	0	0	0	0	0	0	0	0	0	
		F	0	0	0	0	0	0	0	0	0	0	0	0	
		T	0	0	0	0	0	0	0	0	0	0	0	0	
8	Measles (B05)	M	5	3	6	0	0	0	1	3	0	2	0	20	
		F	0	1	3	0	0	0	1	1	0	0	0	6	
		T	5	4	9	0	0	0	2	4	0	2	0	26	
9	Acute Hepatitis B (B16)	M	1	5	7	31	84	83	159	111	59	74	8	622	
		F	2	1	10	31	20	26	62	41	23	17	1	234	
		T	3	6	17	62	104	109	221	152	82	91	9	856	
10	Other viral hepatitis (B15, B17-B19)	M	7	12	20	78	172	189	364	349	170	233	24	1618	
		F	10	8	29	61	50	69	143	157	87	138	5	757	
		T	17	20	49	139	222	258	507	506	257	371	29	2375	
11	Human immunodeficiency virus [HIV] disease (B20-B24)	M	3	6	22	98	309	535	559	252	74	80	5	1943	
		F	4	2	34	59	154	323	275	125	34	40	2	1052	
		T	7	8	56	157	463	858	834	377	108	120	7	2995	
12	All other types of viral diseases (A70-A74,A81, A87-A89,A95,B00-B02,B04,B06-B09 & B25-B34)	M	77	55	95	115	255	259	454	514	535	510	14	2883	
		F	91	42	48	106	75	117	219	226	310	307	8	1549	
		T	168	97	143	221	330	376	673	740	845	817	22	4432	
6	Protozoal diseases (B50-B64)	M	26	32	76	125	156	227	305	320	206	412	8	1893	
		F	12	16	66	82	98	96	159	199	122	233	6	1089	
		T	38	48	142	207	254	323	464	519	328	645	14	2982	
1	Malaria (B50-B54)	M	26	31	69	101	80	113	150	107	63	123	7	870	
		F	11	16	57	67	76	64	85	85	42	59	6	568	
		T	37	47	126	168	156	177	235	192	105	182	13	1438	
2	All other types of protozoal diseases (B55-B64)	M	0	1	7	24	76	114	155	213	143	289	1	1023	
		F	1	0	9	15	22	32	74	114	80	174	0	521	
		T	1	1	16	39	98	146	229	327	223	463	1	1544	
7	Other certain infectious & parasitic diseases and late effects of infectious & parasitic diseases (A65-A69 & A75-A79,B35-B49,B65-B99)	M	38	19	57	103	173	286	335	461	247	604	32	2355	
		F	26	11	48	99	115	197	202	238	124	321	21	1402	
		T	64	30	105	202	288	483	537	699	371	925	53	3757	
1	Filariasis (B74)	M	0	0	0	0	3	4	1	1	1	4	0	14	
		F	0	0	0	0	1	0	1	1	1	4	0	8	
		T	0	0	0	0	4	4	2	2	2	8	0	22	
2	Other helminthiasis (B65-B73,B75,B77-B83)	M	3	1	2	4	10	19	13	28	18	40	5	143	
		F	0	1	2	6	6	14	11	16	6	10	1	73	

**TABLE 6 - MEDICALLY CERTIFIED DEATHS BY AGE AND SEX ACCORDING TO NATIONAL LIST OF TENTH REVISION OF ICD
DURING THE YEAR 2020**

All States/Union Territories (Total)

M.G/CAT./ S.C	CAUSE OF DEATH	SEX	AGE GROUPS											N.S.	TOTAL
			<1	1-4	5-14	15-24	25-34	35-44	45-54	55-64	65-69	70+			
			4	5	6	7	8	9	10	11	12	13	14		
		T	3	2	4	10	16	33	24	44	24	50	6	216	
3	Other spirochaetal diseases and Rickettsioses (A65-A69 & A75-A79)	M	5	13	27	46	68	100	108	136	88	192	5	788	
		F	12	7	20	32	39	60	78	81	45	130	5	509	
		T	17	20	47	78	107	160	186	217	133	322	10	1297	
4	All other infectious & parasitic diseases and late effects of infectious & parasitic diseases (B35-B49,B76, B85-B99)	M	30	5	28	53	92	163	213	296	140	368	22	1410	
		F	14	3	26	61	69	123	112	140	72	177	15	812	
		T	44	8	54	114	161	286	325	436	212	545	37	2222	
II.	NEOPLASMS (C00-D48)	M	119	259	772	1255	2388	4310	8654	12254	6729	12717	500	49957	
		F	61	191	451	798	1379	3371	6649	9026	4599	8465	310	35300	
		T	180	450	1223	2053	3767	7681	15303	21280	11328	21182	810	85257	
8	Malignant neoplasms of lip, oral cavity and pharynx (C00-C14)	M	12	5	4	27	200	816	1280	1366	595	1007	22	5334	
		F	7	5	10	25	63	232	377	418	203	417	6	1763	
		T	19	10	14	52	263	1048	1657	1784	798	1424	28	7097	
1	Malignant neoplasms of lip, oral cavity and pharynx (C00-C14)	M	12	5	4	27	200	816	1280	1366	595	1007	22	5334	
		F	7	5	10	25	63	232	377	418	203	417	6	1763	
		T	19	10	14	52	263	1048	1657	1784	798	1424	28	7097	
9	Malignant neoplasms of digestive organs (C15-C26)	M	13	8	68	315	954	1651	3386	4731	2605	4865	220	18816	
		F	3	5	64	242	407	909	2010	2687	1443	2827	104	10701	
		T	16	13	132	557	1361	2560	5396	7418	4048	7692	324	29517	
1	Malignant neoplasm of oesophagus (C15)	M	2	1	3	8	31	136	428	581	353	511	14	2068	
		F	2	0	0	10	39	101	312	317	151	313	18	1263	
		T	4	1	3	18	70	237	740	898	504	824	32	3331	
2	Malignant neoplasm of stomach (C16)	M	1	2	52	260	573	1012	1760	2188	1131	2182	47	9208	
		F	0	0	57	196	254	458	903	1288	668	1436	17	5277	
		T	1	2	109	456	827	1470	2663	3476	1799	3618	64	14485	
3	Malignant neoplasm of small intestine including duodenum (C17)	M	0	0	0	2	26	11	34	33	14	25	3	148	
		F	0	1	1	1	2	9	23	12	48	12	0	109	
		T	0	1	1	3	28	20	57	45	62	37	3	257	
4	Malignant neoplasm of colon (C18)	M	0	1	0	9	24	60	196	291	157	372	23	1133	
		F	0	1	0	11	24	51	129	166	90	232	15	719	
		T	0	2	0	20	48	111	325	457	247	604	38	1852	
5	Malignant neoplasm of rectosigmoid junction, rectum,anus and anal canal (C19-C21)	M	4	0	4	23	56	111	184	276	134	267	37	1096	
		F	1	2	2	17	23	77	111	144	92	145	12	626	
		T	5	2	6	40	79	188	295	420	226	412	49	1722	
6	Malignant neoplasm of liver and intrahepatic bile ducts (C22)	M	3	4	6	5	117	166	406	736	466	814	55	2778	
		F	0	0	3	1	28	72	170	271	152	298	25	1020	
		T	3	4	9	6	145	238	576	1007	618	1112	80	3798	
7	Malignant neoplasm of pancreas (C25)	M	0	0	1	3	13	70	216	330	197	430	24	1284	
		F	0	0	0	0	13	29	147	165	103	187	8	652	
		T	0	0	1	3	26	99	363	495	300	617	32	1936	
8	Other malignant neoplasms of digestive organs (C23-C24,C26)	M	3	0	2	5	114	85	162	296	153	264	17	1101	
		F	0	1	1	6	24	112	215	324	139	204	9	1035	
		T	3	1	3	11	138	197	377	620	292	468	26	2136	

**TABLE 6 - MEDICALLY CERTIFIED DEATHS BY AGE AND SEX ACCORDING TO NATIONAL LIST OF TENTH REVISION OF ICD
DURING THE YEAR 2020**

All States/Union Territories (Total)

M.G/CAT./ S.C	CAUSE OF DEATH	SEX	AGE GROUPS											N.S.	TOTAL
			<1	1-4	5-14	15-24	25-34	35-44	45-54	55-64	65-69	70+			
			4	5	6	7	8	9	10	11	12	13	14		
10	Malignant neoplasms of respiratory and intrathoracic organs (C30-C39)	M	1	3	11	36	169	285	1121	1860	1064	1676	83	6309	
		F	3	0	4	22	65	180	499	730	388	642	34	2567	
		T	4	3	15	58	234	465	1620	2590	1452	2318	117	8876	
1 Malignant neoplasm of larynx (C32)	M	0	1	1	1	27	35	159	263	140	237	13	877		
	F	0	0	0	2	4	11	55	60	35	45	2	214		
	T	0	1	1	3	31	46	214	323	175	282	15	1091		
2 Malignant neoplasm of trachea, bronchus and lung (C33-C34)	M	0	2	5	27	95	209	796	1431	837	1337	65	4804		
	F	0	0	3	17	57	132	397	617	325	550	32	2130		
	T	0	2	8	44	152	341	1193	2048	1162	1887	97	6934		
3 Other malignant neoplasm of respiratory and intrathoracic organs (C30-C31, C37-C39)	M	1	0	5	8	47	41	166	166	87	102	5	628		
	F	3	0	1	3	4	37	47	53	28	47	0	223		
	T	4	0	6	11	51	78	213	219	115	149	5	851		
11	Malignant neoplasms of bone, mesothelial and soft tissue,skin and breast (C40-C50)	M	4	9	19	61	75	75	182	217	118	191	19	970	
		F	2	6	30	63	191	608	1018	1618	666	1239	28	5469	
		T	6	15	49	124	266	683	1200	1835	784	1430	47	6439	
1 Malignant neoplasm of bone and articular cartilage (C40-C41)	M	1	4	13	47	34	33	54	52	30	66	9	343		
	F	0	2	18	23	17	18	29	32	15	25	3	182		
	T	1	6	31	70	51	51	83	84	45	91	12	525		
2 Malignant melanoma of skin (C43)	M	0	0	0	1	11	5	16	15	6	31	0	85		
	F	1	0	0	1	2	5	7	11	10	12	1	50		
	T	1	0	0	2	13	10	23	26	16	43	1	135		
3 Other malignant neoplasms of skin (C44)	M	0	0	0	1	2	8	18	46	18	34	5	132		
	F	0	0	1	1	1	7	10	14	9	14	0	57		
	T	0	0	1	2	3	15	28	60	27	48	5	189		
4 Malignant neoplasms of mesothelial and soft tissue (C45-C49)	M	1	5	5	12	24	21	88	97	59	50	5	367		
	F	1	4	9	17	16	25	84	86	42	46	3	333		
	T	2	9	14	29	40	46	172	183	101	96	8	700		
5 Malignant neoplasm of breast (C50)	M	2	0	1	0	4	8	6	7	5	10	0	43		
	F	0	0	2	21	155	553	888	1475	590	1142	21	4847		
	T	2	0	3	21	159	561	894	1482	595	1152	21	4890		
12	Malignant neoplasms of genitourinary organs (C51-C68)	M	5	14	8	26	114	80	331	558	449	1597	47	3229	
		F	2	4	11	40	103	395	998	1317	794	1196	57	4917	
		T	7	18	19	66	217	475	1329	1875	1243	2793	104	8146	
1 Malignant neoplasm of cervix uteri (C53)	F	0	1	2	5	35	142	320	440	197	252	13	1407		
	T	0	1	2	5	35	142	320	440	197	252	13	1407		
2 Malignant neoplasm of other and unspecified parts of uterus (C54-C55)	F	0	0	0	3	7	37	134	208	145	210	6	750		
	T	0	0	0	3	7	37	134	208	145	210	6	750		
3 Malignant neoplasm of ovary (C56)	F	0	0	4	21	44	171	383	507	343	517	21	2011		
	T	0	0	4	21	44	171	383	507	343	517	21	2011		
4 Malignant neoplasm of placenta (C58)	F	0	0	1	4	5	4	8	8	7	4	0	41		
	T	0	0	1	4	5	4	8	8	7	4	0	41		
5 Other malignant neoplasms of female genital organs (C51-C52,C57)	F	0	0	2	6	4	22	48	59	35	75	3	254		
	T	0	0	2	6	4	22	48	59	35	75	3	254		

**TABLE 6 - MEDICALLY CERTIFIED DEATHS BY AGE AND SEX ACCORDING TO NATIONAL LIST OF TENTH REVISION OF ICD
DURING THE YEAR 2020**

All States/Union Territories (Total)

M.G/CAT./ S.C	CAUSE OF DEATH	SEX	AGE GROUPS											N.S.	TOTAL
			<1	1-4	5-14	15-24	25-34	35-44	45-54	55-64	65-69	70+			
			4	5	6	7	8	9	10	11	12	13			
1	2	3	4	5	6	7	8	9	10	11	12	13	14	15	
6	Malignant neoplasm of prostate (C61)	M	0	0	0	0	11	8	102	185	193	1062	13	1574	
		T	0	0	0	0	11	8	102	185	193	1062	13	1574	
7	Other malignant neoplasms of male genital organs (C60,C62-C63)	M	0	6	4	18	44	35	62	93	46	88	8	404	
		T	0	6	4	18	44	35	62	93	46	88	8	404	
8	Malignant neoplasm of bladder (C67)	M	0	0	0	0	19	17	94	133	128	257	10	658	
		F	0	0	0	0	3	7	54	49	30	81	3	227	
		T	0	0	0	0	22	24	148	182	158	338	13	885	
9	Other malignant neoplasms of urinary tract (C64-C66,C68)	M	5	8	4	8	40	20	73	147	82	190	16	593	
		F	2	3	2	1	5	12	51	46	37	57	11	227	
		T	7	11	6	9	45	32	124	193	119	247	27	820	
13	Malignant neoplasms of eye, brain and other parts of central nervous system (C69-C72)	M	6	28	73	52	77	111	181	203	146	288	24	1189	
		F	5	20	38	30	38	58	94	150	75	132	11	651	
		T	11	48	111	82	115	169	275	353	221	420	35	1840	
1	Malignant neoplasm of eye & adnexa (C69)	M	1	6	4	4	4	7	11	15	6	10	2	70	
		F	1	6	5	3	1	4	6	4	6	7	2	45	
		T	2	12	9	7	5	11	17	19	12	17	4	115	
2	Malignant neoplasm of meninges, brain and other parts of central nervous system (C70-C72)	M	5	22	69	48	73	104	170	188	140	278	22	1119	
		F	4	14	33	27	37	54	88	146	69	125	9	606	
		T	9	36	102	75	110	158	258	334	209	403	31	1725	
14	Malignant neoplasms of other and unspecified sites (C73-C80 & C97)	M	5	21	31	73	113	355	687	1301	683	1067	28	4364	
		F	1	18	30	31	83	286	511	711	397	705	22	2795	
		T	6	39	61	104	196	641	1198	2012	1080	1772	50	7159	
1	Malignant neoplasm of other, ill-defined, secondary, unspecified and multiple sites (C73-C80 & C97)	M	5	21	31	73	113	355	687	1301	683	1067	28	4364	
		F	1	18	30	31	83	286	511	711	397	705	22	2795	
		T	6	39	61	104	196	641	1198	2012	1080	1772	50	7159	
15	Malignant neoplasms of lymphoid, haematopoietic and related tissue (C81-C96)	M	27	147	510	575	538	545	814	1125	586	1150	50	6067	
		F	17	115	228	273	312	384	513	652	315	680	41	3530	
		T	44	262	738	848	850	929	1327	1777	901	1830	91	9597	
1	Hodgkin's disease (C81)	M	5	2	5	26	22	15	29	32	15	35	3	189	
		F	0	0	5	18	9	4	5	14	8	17	1	81	
		T	5	2	10	44	31	19	34	46	23	52	4	270	
2	Non-Hodgkin's lymphoma (C82-C85)	M	1	9	50	74	61	81	122	195	116	236	6	951	
		F	0	8	20	24	31	38	73	114	67	133	6	514	
		T	1	17	70	98	92	119	195	309	183	369	12	1465	
3	Multiple myeloma and malignant plasma cell neoplasms (C90)	M	1	6	31	39	36	37	110	185	109	184	5	743	
		F	1	4	19	13	31	36	78	126	50	105	3	466	
		T	2	10	50	52	67	73	188	311	159	289	8	1209	
4	Leukaemia (C91-C95)	M	20	121	386	415	392	375	465	591	270	511	17	3563	
		F	15	97	170	208	226	295	324	342	164	321	24	2186	
		T	35	218	556	623	618	670	789	933	434	832	41	5749	
5	Other malignant neoplasms of lymphoid, haematopoietic and related tissue (C88 & C96)	M	0	9	38	21	27	37	88	122	76	184	19	621	
		F	1	6	14	10	15	11	33	56	26	104	7	283	
		T	1	15	52	31	42	48	121	178	102	288	26	904	

**TABLE 6 - MEDICALLY CERTIFIED DEATHS BY AGE AND SEX ACCORDING TO NATIONAL LIST OF TENTH REVISION OF ICD
DURING THE YEAR 2020**

All States/Union Territories (Total)

M.G/CAT./ S.C	CAUSE OF DEATH	SEX	AGE GROUPS											N.S.	TOTAL
			<1	1-4	5-14	15-24	25-34	35-44	45-54	55-64	65-69	70+			
			4	5	6	7	8	9	10	11	12	13	14		
16	Carcinoma in situ (D00-D09)	M	4	2	4	20	46	153	164	240	140	205	3	981	
		F	5	3	3	12	35	106	207	240	93	174	1	879	
		T	9	5	7	32	81	259	371	480	233	379	4	1860	
1	Carcinoma in situ (D00-D09)	M	4	2	4	20	46	153	164	240	140	205	3	981	
		F	5	3	3	12	35	106	207	240	93	174	1	879	
		T	9	5	7	32	81	259	371	480	233	379	4	1860	
17	Benign neoplasms (D10-D36)	M	17	6	9	27	38	59	95	116	50	135	4	556	
		F	7	3	9	18	25	38	72	85	34	102	2	395	
		T	24	9	18	45	63	97	167	201	84	237	6	951	
1	Leiomyoma of uterus (D25)	F	0	0	0	2	0	4	5	2	7	3	0	23	
		T	0	0	0	2	0	4	3	1	5	2	0	17	
2	All other benign neoplasms (D10-D24 & D26-D36)	M	17	6	9	27	38	59	95	116	50	135	4	556	
		F	7	3	9	16	25	34	67	83	27	99	2	372	
		T	24	9	18	43	63	93	162	199	77	234	6	928	
18	Other and unspecified neoplasm (D37-D48)	M	25	16	35	43	64	180	413	537	293	536	0	2142	
		F	9	12	24	42	57	175	350	418	191	351	4	1633	
		T	34	28	59	85	121	355	763	955	484	887	4	3775	
1	Other and unspecified neoplasm (D37-D48)	M	25	16	35	43	64	180	413	537	293	536	0	2142	
		F	9	12	24	42	57	175	350	418	191	351	4	1633	
		T	34	28	59	85	121	355	763	955	484	887	4	3775	
III.	DISEASES OF THE BLOOD AND BLOOD-FORMING ORGANS AND CERTAIN DISORDERS INVOLVING THE IMMUNE MECHANISM (D50-D89)	M	247	279	498	836	846	1064	1460	1617	859	2101	92	9899	
		F	182	184	444	997	917	865	1014	1150	658	1821	84	8316	
		T	429	463	942	1833	1763	1929	2474	2767	1517	3922	176	18215	
19	Diseases of the blood and blood-forming organs and certain disorders involving the immune mechanism (D50-D89)	M	247	279	498	836	846	1064	1460	1617	859	2101	92	9899	
		F	182	184	444	997	917	865	1014	1150	658	1821	84	8316	
		T	429	463	942	1833	1763	1929	2474	2767	1517	3922	176	18215	
1	Thalassaemia (D56)	M	11	16	39	30	16	30	55	14	17	14	3	245	
		F	3	18	30	16	18	15	9	9	8	10	1	137	
		T	14	34	69	46	34	45	64	23	25	24	4	382	
2	Other anaemias (D50-D55,D57-D64)	M	113	188	343	688	653	803	1086	1270	662	1837	58	7701	
		F	109	122	338	866	769	720	852	980	563	1620	64	7003	
		T	222	310	681	1554	1422	1523	1938	2250	1225	3457	122	14704	
3	All other diseases of blood and blood-forming organs (D65-D76)	M	108	56	93	102	136	151	234	250	128	178	30	1466	
		F	64	40	69	105	111	86	114	121	57	156	17	940	
		T	172	96	162	207	247	237	348	371	185	334	47	2406	
4	Certain disorders involving the immune mechanism (D80-D89)	M	15	19	23	16	41	80	85	83	52	72	1	487	
		F	6	4	7	10	19	44	39	40	30	35	2	236	
		T	21	23	30	26	60	124	124	123	82	107	3	723	
IV.	ENDOCRINE, NUTRITIONAL AND METABOLIC DISEASES (E00-E89)	M	252	147	231	480	1843	4049	9403	15423	9950	20436	738	62952	
		F	179	107	176	441	775	1741	5041	10291	6931	15631	400	41713	
		T	431	254	407	921	2618	5790	14444	25714	16881	36067	1138	104665	
20	Malnutrition (E40-E46)	M	48	36	19	8	6	18	35	35	24	84	14	327	
		F	50	30	10	9	9	15	19	26	26	121	10	325	
		T	98	66	29	17	15	33	54	61	50	205	24	652	

TABLE 6 - MEDICALLY CERTIFIED DEATHS BY AGE AND SEX ACCORDING TO NATIONAL LIST OF TENTH REVISION OF ICD DURING THE YEAR 2020

All States/Union Territories (Total)

M.G/CAT./ S.C	CAUSE OF DEATH	SEX	AGE GROUPS											N.S.	TOTAL
			<1	1-4	5-14	15-24	25-34	35-44	45-54	55-64	65-69	70+			
			4	5	6	7	8	9	10	11	12	13	14		
1	Kwashiorkor (E40)	M	15	7	2	1	0	2	2	4	3	3	3	42	
		F	12	5	0	2	1	1	0	2	1	4	3	31	
		T	27	12	2	3	1	3	2	6	4	7	6	73	
2	Nutritional marasmus (E41)	M	5	4	1	2	3	7	14	13	8	25	2	84	
		F	3	3	2	3	2	10	14	17	15	19	2	90	
		T	8	7	3	5	5	17	28	30	23	44	4	174	
3	Other protein-energy malnutrition (E42-E46)	M	28	25	16	5	3	9	19	18	13	56	9	201	
		F	35	22	8	4	6	4	5	7	10	98	5	204	
		T	63	47	24	9	9	13	24	25	23	154	14	405	
21	Endocrine, other nutritional and metabolic diseases (E00-E34 & E50-E89)	M	204	111	212	472	1837	4031	9368	15388	9926	20352	724	62625	
		F	129	77	166	432	766	1726	5022	10265	6905	15510	390	41388	
		T	333	188	378	904	2603	5757	14390	25653	16831	35862	1114	104013	
1	Disorders of thyroid gland (E00-E07)	M	9	1	6	11	42	45	82	86	59	188	10	539	
		F	3	3	11	32	51	103	132	198	130	309	20	992	
		T	12	4	17	43	93	148	214	284	189	497	30	1531	
2	Diabetes mellitus (E10-E14)	M	28	44	128	294	1317	3102	8142	13713	8506	18756	664	54694	
		F	24	26	97	245	535	1366	4410	9299	5905	14184	338	36429	
		T	52	70	225	539	1852	4468	12552	23012	14411	32940	1002	91123	
3	All other nutritional deficiencies (E50-E64)	M	18	4	5	4	17	22	29	61	30	99	10	299	
		F	14	5	2	6	10	14	27	40	36	94	6	254	
		T	32	9	7	10	27	36	56	101	66	193	16	553	
4	All other endocrine and metabolic diseases (E15-E34 & E65-E89)	M	149	62	73	163	461	862	1115	1528	1331	1309	40	7093	
		F	88	43	56	149	170	243	453	728	834	923	26	3713	
		T	237	105	129	312	631	1105	1568	2256	2165	2232	66	10806	
V.	MENTAL AND BEHAVIOURAL DISORDERS (F01-F99)	M	23	12	34	160	292	450	589	624	277	563	43	3067	
		F	16	13	22	87	86	113	180	226	140	323	10	1216	
		T	39	25	56	247	378	563	769	850	417	886	53	4283	
22	Mental and behavioural disorders (F01-F99)	M	23	12	34	160	292	450	589	624	277	563	43	3067	
		F	16	13	22	87	86	113	180	226	140	323	10	1216	
		T	39	25	56	247	378	563	769	850	417	886	53	4283	
1	Mental and behavioural disorders due to psychoactive substance use (F10-F19)	M	1	0	3	40	162	291	319	304	103	121	28	1372	
		F	0	2	1	3	13	13	14	43	18	23	3	133	
		T	1	2	4	43	175	304	333	347	121	144	31	1505	
2	Schizophrenia, schizotypal & delusional disorders (F20-F29)	M	6	2	0	5	12	17	24	25	10	34	0	135	
		F	4	1	0	4	4	7	8	20	10	27	1	86	
		T	10	3	0	9	16	24	32	45	20	61	1	221	
3	All other mental and behavioural disorders (F01-F09,F30-F99)	M	16	10	31	115	118	142	246	295	164	408	15	1560	
		F	12	10	21	80	69	93	158	163	112	273	6	997	
		T	28	20	52	195	187	235	404	458	276	681	21	2557	
VI.	DISEASES OF THE NERVOUS SYSTEM (G00-G98)	M	631	625	833	1085	1650	2267	3085	3433	2415	4721	223	20968	
		F	458	443	625	737	747	899	1398	1675	1367	2850	133	11332	
		T	1089	1068	1458	1822	2397	3166	4483	5108	3782	7571	356	32300	
23	Inflammatory diseases of the central nervous system (G00-G09)	M	326	262	352	356	547	770	775	815	579	750	61	5593	
		F	270	203	293	286	258	272	359	356	289	410	46	3042	
		T	596	465	645	642	805	1042	1134	1171	868	1160	107	8635	

**TABLE 6 - MEDICALLY CERTIFIED DEATHS BY AGE AND SEX ACCORDING TO NATIONAL LIST OF TENTH REVISION OF ICD
DURING THE YEAR 2020**

All States/Union Territories (Total)

M.G/CAT./ S.C	CAUSE OF DEATH	SEX	AGE GROUPS											N.S.	TOTAL
			<1	1-4	5-14	15-24	25-34	35-44	45-54	55-64	65-69	70+			
			4	5	6	7	8	9	10	11	12	13	14		
1	2	3	4	5	6	7	8	9	10	11	12	13	14	15	
1	Meningitis (G00 & G03)	M	215	92	102	175	238	305	253	365	194	480	19	2438	
		F	167	69	93	129	126	143	171	168	88	231	20	1405	
		T	382	161	195	304	364	448	424	533	282	711	39	3843	
2	Encephalitis,myelitis and encephalomyelitis (G04)	M	101	162	235	145	215	299	319	247	149	172	18	2062	
		F	94	126	181	137	98	82	110	85	54	95	9	1071	
		T	195	288	416	282	313	381	429	332	203	267	27	3133	
3	Other inflammatory diseases of the central nervous system (G06,G08-G09)	M	10	8	15	36	94	166	203	203	236	98	24	1093	
		F	9	8	19	20	34	47	78	103	147	84	17	566	
		T	19	16	34	56	128	213	281	306	383	182	41	1659	
24	Other diseases of the nervous system (G10-G98)	M	305	363	481	729	1103	1497	2310	2618	1836	3971	162	15375	
		F	188	240	332	451	489	627	1039	1319	1078	2440	87	8290	
		T	493	603	813	1180	1592	2124	3349	3937	2914	6411	249	23665	
1	Alzheimer's disease (G30)	M	0	0	0	1	2	13	6	4	15	161	5	207	
		F	2	0	3	5	2	3	8	8	10	126	0	167	
		T	2	0	3	6	4	16	14	12	25	287	5	374	
2	Epilepsy (G40-G41)	M	77	109	158	190	235	264	310	289	139	260	41	2072	
		F	54	101	106	122	105	125	148	128	72	154	22	1137	
		T	131	210	264	312	340	389	458	417	211	414	63	3209	
3	All other diseases of the nervous system (G10-G25,G31,G35-G37,G43-G98)	M	228	254	323	538	866	1220	1994	2325	1682	3550	116	13096	
		F	132	139	223	324	382	499	883	1183	996	2160	65	6986	
		T	360	393	546	862	1248	1719	2877	3508	2678	5710	181	20082	
VII.	DISEASES OF THE EYE AND ADNEXA (H00-H59)	M	7	4	14	41	106	185	344	402	239	405	1	1748	
		F	3	0	7	46	44	97	160	196	113	216	0	882	
		T	10	4	21	87	150	282	504	598	352	621	1	2630	
25	Disease of the eye and adnexa (H00-H59)	M	7	4	14	41	106	185	344	402	239	405	1	1748	
		F	3	0	7	46	44	97	160	196	113	216	0	882	
		T	10	4	21	87	150	282	504	598	352	621	1	2630	
1	Disease of the eye and adnexa (H00-H59)	M	7	4	14	41	106	185	344	402	239	405	1	1748	
		F	3	0	7	46	44	97	160	196	113	216	0	882	
		T	10	4	21	87	150	282	504	598	352	621	1	2630	
VIII.	DISEASES OF THE EAR AND MASTOID PROCESS (H60-H95)	M	6	0	4	6	11	15	12	38	42	52	0	186	
		F	4	0	0	3	2	4	4	27	20	32	0	96	
		T	10	0	4	9	13	19	16	65	62	84	0	282	
26	Diseases of the ear and mastoid process (H60-H93)	M	6	0	4	6	11	15	12	38	42	52	0	186	
		F	4	0	0	3	2	4	4	27	20	32	0	96	
		T	10	0	4	9	13	19	16	65	62	84	0	282	
1	Diseases of the ear and mastoid process (H60-H93)	M	6	0	4	6	11	15	12	38	42	52	0	186	
		F	4	0	0	3	2	4	4	27	20	32	0	96	
		T	10	0	4	9	13	19	16	65	62	84	0	282	
IX.	DISEASES OF THE CIRCULATORY SYSTEM (100-199)	M	1796	807	1496	6425	14447	31753	60127	82850	48555	114280	2267	364803	
		F	1267	687	1255	4687	7303	13721	26660	43039	32953	83184	1192	215948	
		T	3063	1494	2751	11112	21750	45474	86787	125889	81508	197464	3459	580751	

**TABLE 6 - MEDICALLY CERTIFIED DEATHS BY AGE AND SEX ACCORDING TO NATIONAL LIST OF TENTH REVISION OF ICD
DURING THE YEAR 2020**

All States/Union Territories (Total)

M.G/CAT./ S.C	CAUSE OF DEATH	SEX	AGE GROUPS											N.S.	TOTAL
			<1	1-4	5-14	15-24	25-34	35-44	45-54	55-64	65-69	70+			
			4	5	6	7	8	9	10	11	12	13	14		
27	Acute rheumatic fever and chronic rheumatic heart diseases (I00-I09)	M	22	13	58	252	305	649	764	844	566	1053	157	4683	
		F	16	9	37	243	267	613	778	705	374	1019	61	4122	
		T	38	22	95	495	572	1262	1542	1549	940	2072	218	8805	
1 Acute rheumatic fever (I00-I02)	M	9	8	17	57	58	175	216	309	220	532	107	1708		
	F	8	3	10	58	47	141	135	161	92	470	21	1146		
	T	17	11	27	115	105	316	351	470	312	1002	128	2854		
2 Chronic rheumatic heart diseases (I05-I09)	M	13	5	41	195	247	474	548	535	346	521	50	2975		
	F	8	6	27	185	220	472	643	544	282	549	40	2976		
	T	21	11	68	380	467	946	1191	1079	628	1070	90	5951		
28	Hypertensive diseases (I10-I15)	M	41	14	69	349	1145	3261	8048	9019	6445	13521	365	42277	
		F	24	21	62	268	508	1161	2715	4962	7980	10346	197	28244	
		T	65	35	131	617	1653	4422	10763	13981	14425	23867	562	70521	
1 Hypertensive heart disease (I11)	M	13	8	46	166	469	1143	1980	3416	2613	4758	289	14901		
	F	8	10	30	112	185	391	1017	1909	4447	3514	145	11768		
	T	21	18	76	278	654	1534	2997	5325	7060	8272	434	26669		
2 All other hypertensive diseases (I10, I12-I15)	M	28	6	23	183	676	2118	6068	5603	3832	8763	76	27376		
	F	16	11	32	156	323	770	1698	3053	3533	6832	52	16476		
	T	44	17	55	339	999	2888	7766	8656	7365	15595	128	43852		
29	Ischaemic heart diseases (I20-I25)	M	84	32	93	612	2209	6287	13300	20022	12357	32841	662	88499	
		F	32	34	59	298	729	1900	4800	9020	6841	22632	332	46677	
		T	116	66	152	910	2938	8187	18100	29042	19198	55473	994	135176	
1 Acute myocardial infarction (I21-I22)	M	53	14	41	410	1613	4420	9062	12712	7582	20240	390	56537		
	F	10	8	27	194	418	1223	2838	5588	3999	13881	195	28381		
	T	63	22	68	604	2031	5643	11900	18300	11581	34121	585	84918		
2 All other ischaemic heart diseases (I20 & I23-I25)	M	31	18	52	202	596	1867	4238	7310	4775	12601	272	31962		
	F	22	26	32	104	311	677	1962	3432	2842	8751	137	18296		
	T	53	44	84	306	907	2544	6200	10742	7617	21352	409	50258		
30	Diseases of pulmonary circulation and other forms of heart disease (I26-I51)	M	1420	607	1095	4399	8665	16294	28075	38942	21411	50335	723	171966	
		F	1032	518	945	3399	4705	7404	13835	21186	13494	38211	449	105178	
		T	2452	1125	2040	7798	13370	23698	41910	60128	34905	88546	1172	277144	
1 Pulmonary heart disease and diseases of pulmonary circulation (I26-I28)	M	179	80	197	651	963	1544	2317	3176	1616	3603	176	14502		
	F	150	73	143	464	630	861	1188	1738	1022	2740	98	9107		
	T	329	153	340	1115	1593	2405	3505	4914	2638	6343	274	23609		
2 Other forms of heart diseases (I30-I51)	M	1241	527	898	3748	7702	14750	25758	35766	19795	46732	547	157464		
	F	882	445	802	2935	4075	6543	12647	19448	12472	35471	351	96071		
	T	2123	972	1700	6683	11777	21293	38405	55214	32267	82203	898	253535		
31	Cerebrovascular diseases (I60-I69)	M	178	68	130	702	1866	4675	9077	12974	7045	15170	292	52177	
		F	129	50	102	397	976	2282	4162	6610	3952	10043	127	28830	
		T	307	118	232	1099	2842	6957	13239	19584	10997	25213	419	81007	
1 Cerebrovascular diseases (I60-I69)	M	178	68	130	702	1866	4675	9077	12974	7045	15170	292	52177		
	F	129	50	102	397	976	2282	4162	6610	3952	10043	127	28830		
	T	307	118	232	1099	2842	6957	13239	19584	10997	25213	419	81007		

**TABLE 6 - MEDICALLY CERTIFIED DEATHS BY AGE AND SEX ACCORDING TO NATIONAL LIST OF TENTH REVISION OF ICD
DURING THE YEAR 2020**

All States/Union Territories (Total)

M.G/CAT./ S.C	CAUSE OF DEATH	SEX	AGE GROUPS											N.S.	TOTAL
			<1	1-4	5-14	15-24	25-34	35-44	45-54	55-64	65-69	70+			
			4	5	6	7	8	9	10	11	12	13	14		
32	Other diseases of the circulatory system (I70-I99)	M	51	73	51	111	257	587	863	1049	731	1360	68	5201	
		F	34	55	50	82	118	361	370	556	312	933	26	2897	
		T	85	128	101	193	375	948	1233	1605	1043	2293	94	8098	
1	Atherosclerosis (I70)	M	1	0	0	6	20	31	47	42	30	60	1	238	
		F	0	1	0	0	5	13	19	21	13	52	2	126	
		T	1	1	0	6	25	44	66	63	43	112	3	364	
2	Arterial embolism and thrombosis (I74)	M	2	0	0	1	8	19	25	31	26	35	4	151	
		F	0	1	1	2	8	40	11	10	13	20	2	108	
		T	2	1	1	3	16	59	36	41	39	55	6	259	
3	Other diseases of arteries, arterioles & capillaries (I71-I73 & I77-I78)	M	1	0	7	14	41	103	99	151	89	203	15	723	
		F	2	0	4	11	15	85	50	99	40	120	4	430	
		T	3	0	11	25	56	188	149	250	129	323	19	1153	
4	Phlebitis, thrombophlebitis, venous embolism and thrombosis (I80-I82)	M	2	1	3	11	26	30	52	96	32	61	8	322	
		F	3	0	4	9	19	24	36	41	14	43	3	196	
		T	5	1	7	20	45	54	88	137	46	104	11	518	
5	All other diseases of the circulatory system (I83-I99)	M	45	72	41	79	162	404	640	729	554	1001	40	3767	
		F	29	53	41	60	71	199	254	385	232	698	15	2037	
		T	74	125	82	139	233	603	894	1114	786	1699	55	5804	
X.	DISEASES OF THE RESPIRATORY SYSTEM (J00-J98)	M	3157	1123	1367	2932	5943	9390	17443	25410	15825	35422	1754	119766	
		F	2345	786	983	2310	2894	4319	7917	12441	7411	19134	854	61394	
		T	5502	1909	2350	5242	8837	13709	25360	37851	23236	54556	2608	181160	
33	Diseases of the upper respiratory tract (J00-J06 & J30-J39)	M	123	52	87	134	322	422	703	863	901	1466	230	5303	
		F	114	35	52	65	114	146	258	417	302	485	117	2105	
		T	237	87	139	199	436	568	961	1280	1203	1951	347	7408	
1	Acute pharyngitis and acute tonsillitis (J02-J03)	M	26	13	16	2	19	46	65	48	84	85	12	416	
		F	10	4	13	0	5	5	34	37	75	32	10	225	
		T	36	17	29	2	24	51	99	85	159	117	22	641	
2	Acute laryngitis and tracheitis (J04)	M	5	3	3	0	4	16	32	86	76	63	20	308	
		F	5	0	2	2	5	11	18	36	31	42	0	152	
		T	8	3	5	2	9	27	50	122	107	105	20	460	
3	Other acute upper respiratory infections (J00-J01 & J05-J06)	M	71	32	44	106	157	201	392	503	323	761	79	2669	
		F	66	22	18	46	67	92	148	226	111	284	45	1125	
		T	137	54	62	152	224	293	540	729	434	1045	124	3794	
4	All other diseases of upper respiratory tract (J30-J39)	M	21	4	24	26	142	159	214	226	418	557	119	1910	
		F	33	9	19	17	37	38	58	118	85	127	62	603	
		T	44	13	43	43	179	197	272	344	503	684	181	2513	
34	Lower respiratory diseases (J20-J22 & J40-J47)	M	447	209	266	489	1289	1929	4447	7451	5629	13927	595	36678	
		F	330	158	128	378	567	893	2066	3682	2421	7552	350	18525	
		T	777	367	394	867	1856	2822	6513	11133	8050	21479	945	55203	
1	Acute bronchitis and acute bronchiolitis (J20-J21)	M	91	46	30	28	119	101	208	256	236	301	36	1452	
		F	77	22	11	30	29	45	73	203	127	245	26	888	
		T	158	68	41	58	148	146	281	459	363	546	62	2340	
2	Bronchitis, chronic and unspecified, emphysema (J40-J43)	M	41	17	26	20	113	122	267	333	383	616	118	2056	
		F	24	12	16	22	22	82	127	232	176	477	37	1227	

**TABLE 6 - MEDICALLY CERTIFIED DEATHS BY AGE AND SEX ACCORDING TO NATIONAL LIST OF TENTH REVISION OF ICD
DURING THE YEAR 2020**

All States/Union Territories (Total)

M.G/CAT./ S.C	CAUSE OF DEATH	SEX	AGE GROUPS											N.S.	TOTAL
			<1	1-4	5-14	15-24	25-34	35-44	45-54	55-64	65-69	70+			
			4	5	6	7	8	9	10	11	12	13	14		
		T	63	29	42	42	135	204	394	565	559	1093	155	3283	
3 Asthma (J45-J46)		M	13	14	49	90	214	359	664	1165	968	2211	146	5893	
		F	7	8	30	70	99	205	556	812	526	1818	109	4240	
		T	16	22	79	160	313	564	1220	1977	1494	4029	255	10133	
4 Other lower respiratory disorders (J22, J44 & J47)		M	302	132	161	351	843	1347	3308	5697	4042	10799	295	27277	
		F	222	116	71	256	417	561	1310	2435	1592	5012	178	12170	
		T	524	248	232	607	1260	1908	4618	8132	5634	15811	473	39447	
35 Other diseases of the respiratory system (J10-J18,J60-J98)		M	2587	862	1014	2309	4332	7039	12293	17096	9295	20029	929	77785	
		F	1901	593	803	1867	2213	3280	5593	8342	4688	11097	387	40764	
		T	4488	1455	1817	4176	6545	10319	17886	25438	13983	31126	1316	118549	
1 Influenza (J10-J11)		M	27	7	7	40	94	85	150	242	213	299	44	1208	
		F	14	3	8	33	42	59	81	149	79	158	14	640	
		T	41	10	15	73	136	144	231	391	292	457	58	1848	
2 Pneumonia (J12-J18)		M	1005	478	487	726	1380	2163	4135	6106	3563	7268	190	27501	
		F	756	340	304	525	665	1015	1808	2737	1625	3444	84	13303	
		T	1761	818	791	1251	2045	3178	5943	8843	5188	10712	274	40804	
3 Pleurisy (J90)		M	17	3	14	25	37	60	123	153	79	218	6	735	
		F	18	0	7	30	38	51	76	85	30	97	8	440	
		T	35	3	21	55	75	111	199	238	109	315	14	1175	
4 All other diseases of the respiratory system (J60-J86,J92-J98.)		M	1538	374	506	1518	2821	4731	7885	10595	5440	12244	689	48341	
		F	1113	250	484	1279	1468	2155	3628	5371	2954	7398	281	26381	
		T	2651	624	990	2797	4289	6886	11513	15966	8394	19642	970	74722	
XI. DISEASES OF THE DIGESTIVE SYSTEM (K00-K92)		M	353	212	381	1443	5065	9761	12127	8744	3327	5328	575	47316	
		F	202	166	297	841	1137	1618	2931	2700	1421	3096	230	14639	
		T	555	378	678	2284	6202	11379	15058	11444	4748	8424	805	61955	
36 Diseases of oral cavity, salivary glands and jaws (K00-K14)		M	9	1	5	14	23	36	70	60	17	93	4	332	
		F	1	1	2	7	18	14	26	35	11	99	2	216	
		T	10	2	7	21	41	50	96	95	28	192	6	548	
1 Diseases of oral cavity, salivary glands and jaws (K00-K14)		M	9	1	5	14	23	36	70	60	17	93	4	332	
		F	1	1	2	7	18	14	26	35	11	99	2	216	
		T	10	2	7	21	41	50	96	95	28	192	6	548	
37 Diseases of the other parts of digestive system (K20-K92)		M	344	211	376	1429	5042	9725	12057	8684	3310	5235	571	46984	
		F	201	165	295	834	1119	1604	2905	2665	1410	2997	228	14423	
		T	545	376	671	2263	6161	11329	14962	11349	4720	8232	799	61407	
1 Gastric and duodenal ulcer (K25-K27)		M	6	1	0	22	67	94	133	147	84	118	25	697	
		F	11	1	4	13	17	34	70	68	50	98	24	390	
		T	17	2	4	35	84	128	203	215	134	216	49	1087	
2 Gastritis and duodenitis (K29)		M	4	2	8	11	27	28	30	24	10	41	3	188	
		F	3	1	1	2	8	9	19	18	14	47	1	123	
		T	7	3	9	13	35	37	49	42	24	88	4	311	
3 Diseases of appendix (K35-K38)		M	5	6	11	45	133	43	75	66	48	75	20	527	
		F	3	2	11	18	25	22	26	45	15	43	21	231	
		T	8	8	22	63	158	65	101	111	63	118	41	758	

**TABLE 6 - MEDICALLY CERTIFIED DEATHS BY AGE AND SEX ACCORDING TO NATIONAL LIST OF TENTH REVISION OF ICD
DURING THE YEAR 2020**

All States/Union Territories (Total)

M.G/CAT./ S.C	CAUSE OF DEATH	SEX	AGE GROUPS											N.S.	TOTAL
			<1	1-4	5-14	15-24	25-34	35-44	45-54	55-64	65-69	70+			
			4	5	6	7	8	9	10	11	12	13	14		
4 Hernia (K40-K46)	M	49	2	3	7	23	41	50	85	52	104	30	446		
	F	19	1	3	2	9	18	39	39	30	67	20	247		
	T	68	3	6	9	32	59	89	124	82	171	50	693		
5 Paralytic ileus and intestinal obstruction without hernia (K56)	M	40	21	12	63	66	102	169	192	98	232	19	1014		
	F	13	8	18	65	47	64	95	111	50	132	3	606		
	T	53	29	30	128	113	166	264	303	148	364	22	1620		
6 Peritonitis (K65)	M	25	7	24	106	112	141	207	234	90	186	17	1149		
	F	8	5	20	77	72	58	81	77	27	88	1	514		
	T	33	12	44	183	184	199	288	311	117	274	18	1663		
7 Diseases of the liver (K70-K76)	M	86	109	235	827	3599	7813	9470	6550	2282	3080	275	34326		
	F	60	95	183	447	657	1058	1596	1664	857	1597	87	8301		
	T	146	204	418	1274	4256	8871	11066	8214	3139	4677	362	42627		
8 Cholelithiasis and cholecystitis (K80-K81)	M	3	1	3	4	30	52	43	75	33	98	30	372		
	F	1	0	2	8	17	30	45	56	29	89	18	295		
	T	4	1	5	12	47	82	88	131	62	187	48	667		
9 Disorders of the pancreas (K85-K86)	M	6	7	26	139	501	649	547	338	115	230	84	2642		
	F	3	2	12	57	78	80	129	136	60	143	23	723		
	T	9	9	38	196	579	729	676	474	175	373	107	3365		
10 All other diseases of the other parts of digestive system (K20-K22,K28,K30-K31,K50-K55,K57-K63, K66,K82-K83 & K90-K92)	M	120	55	54	205	484	762	1333	973	498	1071	68	5623		
	F	80	50	41	145	189	231	805	451	278	693	30	2993		
	T	200	105	95	350	673	993	2138	1424	776	1764	98	8616		
XII. DISEASES OF THE SKIN AND SUBCUTANEOUS TISSUE (L00-L98)	M	40	6	28	58	113	214	347	396	218	570	63	2053		
	F	20	5	21	55	93	114	162	254	129	428	16	1297		
	T	60	11	49	113	206	328	509	650	347	998	79	3350		
38 Diseases of the skin and subcutaneous tissue (L00-L98)	M	40	6	28	58	113	214	347	396	218	570	63	2053		
	F	20	5	21	55	93	114	162	254	129	428	16	1297		
	T	60	11	49	113	206	328	509	650	347	998	79	3350		
1 Infections of the skin and subcutaneous tissue (L00-L08)	M	12	4	14	32	51	136	245	277	148	333	57	1309		
	F	6	4	7	15	31	60	81	147	78	191	13	633		
	T	18	8	21	47	82	196	326	424	226	524	70	1942		
2 All other diseases of the skin and subcutaneous tissue (L10-L98)	M	28	2	14	26	62	78	102	119	70	237	6	744		
	F	14	1	14	40	62	54	81	107	51	237	3	664		
	T	42	3	28	66	124	132	183	226	121	474	9	1408		
XIII. DISEASES OF THE MUSCULOSKELETAL SYSTEM AND CONNECTIVE TISSUE (M00-M99)	M	18	9	32	110	134	233	360	374	181	591	23	2065		
	F	13	7	35	134	149	239	274	319	179	568	20	1937		
	T	31	16	67	244	283	472	634	693	360	1159	43	4002		
39 Diseases of the musculoskeletal system and connective tissue (M00-M99)	M	18	9	32	110	134	233	360	374	181	591	23	2065		
	F	13	7	35	134	149	239	274	319	179	568	20	1937		
	T	31	16	67	244	283	472	634	693	360	1159	43	4002		
1 Rheumatoid arthritis and other inflammatory polyarthropathies (M05-M13)	M	3	0	2	7	5	27	32	57	24	69	11	237		
	F	3	2	3	3	6	41	65	89	63	150	1	426		
	T	6	2	5	10	11	68	97	146	87	219	12	663		

**TABLE 6 - MEDICALLY CERTIFIED DEATHS BY AGE AND SEX ACCORDING TO NATIONAL LIST OF TENTH REVISION OF ICD
DURING THE YEAR 2020**

All States/Union Territories (Total)

M.G/CAT./ S.C	CAUSE OF DEATH	SEX	AGE GROUPS											N.S.	TOTAL
			<1	1-4	5-14	15-24	25-34	35-44	45-54	55-64	65-69	70+			
			4	5	6	7	8	9	10	11	12	13	14		
2	Osteomyelitis (M86)	M	0	1	1	0	1	5	6	10	1	8	0	33	
		F	0	0	0	1	2	2	4	5	2	3	0	19	
		T	0	1	1	1	3	7	10	15	3	11	0	52	
3	All other diseases of the musculoskeletal system and connective tissue (M00-M02, M15-M85, M87-M99)	M	15	8	29	103	128	201	322	307	156	514	12	1795	
		F	10	5	32	130	141	196	205	225	114	415	19	1492	
		T	25	13	61	233	269	397	527	532	270	929	31	3287	
XIV.	DISEASES OF THE GENITOURINARY SYSTEM (N00-N99)	M	633	161	437	1230	2251	3748	6386	8423	4216	9907	427	37819	
		F	383	131	360	864	1350	1992	3271	4339	2641	5963	188	21482	
		T	1016	292	797	2094	3601	5740	9657	12762	6857	15870	615	59301	
40	Diseases of urinary system (N00-N39)	M	628	160	433	1218	2230	3714	6327	8348	4160	9571	419	37208	
		F	372	129	351	828	1292	1918	3178	4255	2582	5842	187	20934	
		T	1000	289	784	2046	3522	5632	9505	12603	6742	15413	606	58142	
1	Glomerular diseases (including Nephritic Syndrome) (N00-N07)	M	16	25	63	33	46	67	120	387	234	418	5	1414	
		F	12	19	40	36	40	50	68	195	174	242	2	878	
		T	28	44	103	69	86	117	188	582	408	660	7	2292	
2	Renal tubulo-interstitial diseases (N10-N15)	M	9	6	6	47	76	103	139	167	88	322	17	980	
		F	10	3	5	11	30	41	66	90	49	191	7	503	
		T	19	9	11	58	106	144	205	257	137	513	24	1483	
3	Renal failure (N17-N19)	M	589	121	328	997	1875	3171	5388	6964	3316	7604	278	30631	
		F	339	106	269	681	1095	1616	2666	3429	2035	4443	122	16801	
		T	928	227	597	1678	2970	4787	8054	10393	5351	12047	400	47432	
4	Urolithiasis (N20-N23)	M	1	0	0	8	15	29	41	69	34	58	6	261	
		F	0	1	6	9	13	9	22	43	17	37	1	158	
		T	1	1	6	17	28	38	63	112	51	95	7	419	
5	Other disorders of kidney and ureter (N25-N28)	M	11	6	24	88	127	203	416	472	296	528	32	2203	
		F	6	0	17	48	65	114	217	293	146	358	22	1286	
		T	17	6	41	136	192	317	633	765	442	886	54	3489	
6	All other diseases of urinary system (N30-N39)	M	2	2	12	45	91	141	223	289	192	641	81	1719	
		F	5	0	14	43	49	88	139	205	161	571	33	1308	
		T	7	2	26	88	140	229	362	494	353	1212	114	3027	
41	Other diseases of the genitourinary system (N40-N99)	M	5	1	4	12	21	34	59	75	56	336	8	611	
		F	11	2	9	36	58	74	93	84	59	121	1	548	
		T	16	3	13	48	79	108	152	159	115	457	9	1159	
1	Hyperplasia of prostate (N40)	M	0	1	0	4	2	2	7	17	29	253	2	317	
		T	0	1	0	4	2	2	7	17	29	253	2	317	
2	All other diseases of male genital organs (N41-N50)	M	5	0	4	8	19	32	52	58	27	83	6	294	
		T	5	0	4	8	19	32	52	58	27	83	6	294	
3	Salpingitis and oophoritis (N70)	F	0	0	4	0	1	6	5	4	1	14	0	35	
		T	0	0	4	0	1	6	5	4	1	14	0	35	
4	All other diseases of female genital organs (N60-N64 & N71-N99)	F	11	2	5	36	57	68	88	80	58	107	1	513	
		T	11	2	5	36	57	68	88	80	58	107	1	513	
XV.	PREGNANCY, CHILDBIRTH AND THE PUERPERIUM (O00-O99)	F	0	0	0	2897	2692	1901	830	0	0	0	36	8356	
		T	0	0	0	2897	2692	1901	830	0	0	0	36	8356	

**TABLE 6 - MEDICALLY CERTIFIED DEATHS BY AGE AND SEX ACCORDING TO NATIONAL LIST OF TENTH REVISION OF ICD
DURING THE YEAR 2020**

All States/Union Territories (Total)

M.G/CAT./ S.C	CAUSE OF DEATH	SEX	AGE GROUPS											N.S.	TOTAL
			<1	1-4	5-14	15-24	25-34	35-44	45-54	55-64	65-69	70+			
			4	5	6	7	8	9	10	11	12	13	14		
42	Pregnancy with abortive outcome (O00-O08)	F	0	0	0	142	180	370	18	0	0	0	3	713	
		T	0	0	0	142	180	370	18	0	0	0	3	713	
1	Spontaneous abortion (O03)	F	0	0	0	22	43	299	2	0	0	0	0	366	
		T	0	0	0	22	43	299	2	0	0	0	0	366	
2	Medical abortion (O04)	F	0	0	0	7	8	4	0	0	0	0	0	19	
		T	0	0	0	7	8	4	0	0	0	0	0	19	
3	Other pregnancies with abortive outcome (O00-O02 & O05-O08)	F	0	0	0	113	129	67	16	0	0	0	3	328	
		T	0	0	0	113	129	67	16	0	0	0	3	328	
43	Other direct obstetric deaths (O10-O92)	F	0	0	0	1950	2279	1469	777	0	0	0	32	6507	
		T	0	0	0	1950	2279	1469	777	0	0	0	32	6507	
1	Oedema, proteinuria and hypertensive disorders in pregnancy, childbirth and the puerperium (O10-O16)	F	0	0	0	411	437	152	77	0	0	0	1	1078	
		T	0	0	0	411	437	152	77	0	0	0	1	1078	
2	Infections of genitourinary tract in pregnancy (O23)	F	0	0	0	65	88	61	48	0	0	0	0	262	
		T	0	0	0	65	88	61	48	0	0	0	0	262	
3	Obstructed labour (O64-O66)	F	0	0	0	236	325	285	14	0	0	0	9	869	
		T	0	0	0	236	325	285	14	0	0	0	9	869	
4	Complications pre-dominantly related to the puerperium (O85-O92)	F	0	0	0	234	330	252	370	0	0	0	4	1190	
		T	0	0	0	234	330	252	370	0	0	0	4	1190	
5	Other complications of pregnancy and delivery (O20-O22, O24-O63 & O67-O84)	F	0	0	0	1004	1099	719	268	0	0	0	18	3108	
		T	0	0	0	1004	1099	719	268	0	0	0	18	3108	
44	Other obstetric conditions, not elsewhere classified (O95-O99)	F	0	0	0	805	233	62	35	0	0	0	1	1136	
		T	0	0	0	805	233	62	35	0	0	0	1	1136	
1	Indirect obstetric deaths (O98-O99)	F	0	0	0	121	177	40	13	0	0	0	0	351	
		T	0	0	0	121	177	40	13	0	0	0	0	351	
2	All other obstetric conditions, not elsewhere classified (O95-O97)	F	0	0	0	684	56	22	22	0	0	0	1	785	
		T	0	0	0	684	56	22	22	0	0	0	1	785	
XVI.	CERTAIN CONDITIONS ORIGINATING IN THE PERINATAL PERIOD (P00-P96)	M	42660	1	0	0	0	0	0	0	0	0	158	42819	
		F	31554	0	0	0	0	0	0	0	0	0	115	31669	
		T	74214	1	0	0	0	0	0	0	0	0	273	74488	
45	Certain conditions originating in the perinatal period (P00-P96)	M	42660	1	0	0	0	0	0	0	0	0	158	42819	
		F	31554	0	0	0	0	0	0	0	0	0	115	31669	
		T	74214	1	0	0	0	0	0	0	0	0	273	74488	
1	Slow fetal growth, fetal malnutrition and immaturity (P05-P07)	M	12728	0	0	0	0	0	0	0	0	0	49	12777	
		F	8946	0	0	0	0	0	0	0	0	0	35	8981	
		T	21674	0	0	0	0	0	0	0	0	0	84	21758	
2	Birth trauma (P10-P15)	M	437	0	0	0	0	0	0	0	0	0	4	441	
		F	279	0	0	0	0	0	0	0	0	0	0	279	
		T	716	0	0	0	0	0	0	0	0	0	4	720	
3	Hypoxia, birth asphyxia and other respiratory conditions (P20-P28)	M	17863	1	0	0	0	0	0	0	0	0	88	17952	
		F	12446	0	0	0	0	0	0	0	0	0	67	12513	
		T	30309	1	0	0	0	0	0	0	0	0	155	30465	

**TABLE 6 - MEDICALLY CERTIFIED DEATHS BY AGE AND SEX ACCORDING TO NATIONAL LIST OF TENTH REVISION OF ICD
DURING THE YEAR 2020**

All States/Union Territories (Total)

M.G/CAT./ S.C	CAUSE OF DEATH	SEX	AGE GROUPS											N.S.	TOTAL	
			<1	1-4	5-14	15-24	25-34	35-44	45-54	55-64	65-69	70+				
			4	5	6	7	8	9	10	11	12	13	14			15
4	Haemolytic disease of fetus and new-born (P55)	M	71	0	0	0	0	0	0	0	0	0	0	0	2	73
		F	46	0	0	0	0	0	0	0	0	0	0	0	2	48
		T	117	0	0	0	0	0	0	0	0	0	0	0	4	121
5	Other perinatal jaundice (P58-P59)	M	264	0	0	0	0	0	0	0	0	0	0	0	0	264
		F	182	0	0	0	0	0	0	0	0	0	0	0	0	182
		T	446	0	0	0	0	0	0	0	0	0	0	0	0	446
6	All other conditions originating in the perinatal period (P00-P04,P08,P29-P54,P56-P57,P60-P96.)	M	11297	0	0	0	0	0	0	0	0	0	0	0	15	11312
		F	9655	0	0	0	0	0	0	0	0	0	0	0	11	9666
		T	20952	0	0	0	0	0	0	0	0	0	0	0	26	20978
XVII.	CONGENITAL MALFORMATIONS, DEFORMATIONS AND CHROMOSOMAL ABNORMALITIES (Q00-Q99)	M	3273	434	311	135	143	274	444	425	199	463	55	6156		
		F	2150	281	211	113	94	93	206	224	119	270	28	3789		
		T	5423	715	522	248	237	367	650	649	318	733	83	9945		
46	Congenital malformations, deformations and chromosomal abnormalities (Q00-Q99)	M	3273	434	311	135	143	274	444	425	199	463	55	6156		
		F	2150	281	211	113	94	93	206	224	119	270	28	3789		
		T	5423	715	522	248	237	367	650	649	318	733	83	9945		
1	Spina bifida (Q05)	M	63	7	1	0	2	3	8	5	0	4	0	93		
		F	60	8	4	3	1	2	1	4	0	1	0	84		
		T	123	15	5	3	3	5	9	9	0	5	0	177		
2	Congenital malformations of the circulatory system (Q20-Q28)	M	1301	138	50	46	20	28	49	37	14	67	0	1750		
		F	777	90	37	42	20	17	34	22	17	33	1	1090		
		T	2078	228	87	88	40	45	83	59	31	100	1	2840		
3	Cleft lip and cleft palate (Q35-Q37)	M	587	132	156	0	1	0	0	2	2	0	0	880		
		F	462	96	101	3	1	0	0	0	0	0	0	663		
		T	1049	228	257	3	2	0	0	2	2	0	0	1543		
4	All other congenital malformations, deformations and chromosomal abnormalities, not elsewhere classified (Q00-Q04,Q06-Q18,Q30-Q34 & Q38-Q99)	M	1322	157	104	89	120	243	387	381	183	392	55	3433		
		F	851	87	69	65	72	74	171	198	102	236	27	1952		
		T	2173	244	173	154	192	317	558	579	285	628	82	5385		
XVIII.	SYMPTOMS, SIGNS AND ABNORMAL CLINICAL AND LABORATORY FINDINGS,NOT ELSEWHERE CLASSIFIED (R00-R99)	M	2845	1172	2146	6069	9085	11940	15344	20224	11384	38306	1142	119657		
		F	2116	990	1609	3826	3991	4721	6924	10019	6559	30249	948	71952		
		T	4961	2162	3755	9895	13076	16661	22268	30243	17943	68555	2090	191609		
47	Symptoms, signs and abnormal clinical and laboratory findings, not elsewhere classified (R00-R99)	M	2845	1172	2146	6069	9085	11940	15344	20224	11384	38306	1142	119657		
		F	2116	990	1609	3826	3991	4721	6924	10019	6559	30249	948	71952		
		T	4961	2162	3755	9895	13076	16661	22268	30243	17943	68555	2090	191609		
1	Abdominal and pelvic pain (R10)	M	467	59	82	408	636	888	1137	1296	646	1216	193	7028		
		F	361	60	119	353	336	373	485	764	399	942	116	4308		
		T	828	119	201	761	972	1261	1622	2060	1045	2158	309	11336		
2	Ascites (R18)	M	2	3	6	18	48	59	83	86	58	62	7	432		
		F	3	2	12	18	26	27	36	50	14	35	6	229		
		T	5	5	18	36	74	86	119	136	72	97	13	661		
3	Somnolence, stupor and coma (R40)	M	0	1	2	24	25	49	52	58	31	42	6	290		
		F	2	2	6	11	12	12	19	25	21	26	10	146		
		T	2	3	8	35	37	61	71	83	52	68	16	436		
4	Fever of unknown origin (R50)	M	70	68	99	175	282	405	528	657	340	696	40	3360		
		F	65	44	115	169	172	212	296	363	209	563	27	2235		
		T	135	112	214	344	454	617	824	1020	549	1259	67	5595		

**TABLE 6 - MEDICALLY CERTIFIED DEATHS BY AGE AND SEX ACCORDING TO NATIONAL LIST OF TENTH REVISION OF ICD
DURING THE YEAR 2020**

All States/Union Territories (Total)

M.G/CAT./ S.C	CAUSE OF DEATH	SEX	AGE GROUPS											N.S.	TOTAL
			<1	1-4	5-14	15-24	25-34	35-44	45-54	55-64	65-69	70+			
			4	5	6	7	8	9	10	11	12	13	14		
5 Senility (R54)	M	0	0	0	0	0	0	0	0	1267	2002	14789	92	18150	
	F	0	0	0	0	0	0	0	0	718	1240	13961	77	15996	
	T	0	0	0	0	0	0	0	0	1985	3242	28750	169	34146	
6 Syncope and collapse (R55)	M	0	1	2	4	6	11	15	13	13	23	0	88		
	F	0	2	3	9	4	4	7	15	11	14	2	71		
	T	0	3	5	13	10	15	22	28	24	37	2	159		
7 Convulsions, not elsewhere classified (R56)	M	25	33	39	59	101	155	164	185	68	207	10	1046		
	F	21	25	36	55	31	89	69	105	46	135	1	613		
	T	46	58	75	114	132	244	233	290	114	342	11	1659		
8 Shock, not elsewhere classified (R57)	M	897	253	322	626	1026	1625	2783	3631	1730	3477	134	16504		
	F	575	229	296	568	728	964	1455	1838	1006	2214	55	9928		
	T	1472	482	618	1194	1754	2589	4238	5469	2736	5691	189	26432		
9 All other symptoms, signs and abnormal clinical and laboratory findings, not elsewhere classified (R00-R09, R11-R17,R19-R39,R41-R49,R51-R53,R58-R99)	M	1384	754	1594	4755	6961	8748	10582	13031	6496	17794	660	72759		
	F	1089	626	1022	2643	2682	3040	4557	6141	3613	12359	654	38426		
	T	2473	1380	2616	7398	9643	11788	15139	19172	10109	30153	1314	111185		
XIX. INJURY, POISONING AND CERTAIN OTHER CONSEQUENCES OF EXTERNAL CAUSES (S00-T98)	M	301	563	981	6573	9408	8614	8188	6839	3003	21037	8890	74397		
	F	164	361	559	3104	2782	2303	2444	2431	1170	6513	4360	26191		
	T	465	924	1540	9677	12190	10917	10632	9270	4173	27550	13250	100588		
48 Fractures (S02,S12,S22,S32,S42,S52, S62,S72,S82,S92,T02,T08,T10 & T12)	M	28	48	16	223	383	323	352	444	553	17004	8332	27706		
	F	15	33	17	60	49	82	98	174	162	4468	4257	9415		
	T	43	81	33	283	432	405	450	618	715	21472	12589	37121		
1 Fracture of skull and facial bones (S02)	M	16	31	5	101	131	111	76	82	117	2281	14	2965		
	F	9	24	9	38	26	32	24	46	17	20	1	246		
	T	25	55	14	139	157	143	100	128	134	2301	15	3211		
2 Fracture of neck, thorax or pelvis (S12,S22,S32 & T08)	M	6	13	2	51	73	83	100	51	67	664	6	1116		
	F	4	7	1	6	7	8	17	64	5	539	4	662		
	T	10	20	3	57	80	91	117	115	72	1203	10	1778		
3 Fracture of upper limb (S42,S52,S62 & T10)	M	1	0	0	7	14	15	38	124	13	388	723	1323		
	F	0	1	0	4	2	8	12	4	105	1031	0	1167		
	T	1	1	0	11	16	23	50	128	118	1419	723	2490		
4 Fractures of lower limb (S72,S82,S92 & T12)	M	2	1	6	36	127	56	58	118	288	3551	916	5159		
	F	1	0	4	10	8	14	29	36	33	1206	1181	2522		
	T	3	1	10	46	135	70	87	154	321	4757	2097	7681		
5 Fractures involving multiple body regions , and of unspecified body region (T02)	M	3	3	3	28	38	58	80	69	68	10120	6673	17143		
	F	1	1	3	2	6	20	16	24	2	1672	3071	4818		
	T	4	4	6	30	44	78	96	93	70	11792	9744	21961		
49 Dislocations, sprains and strains of specified and multiple body regions (S03,S13,S23,S33,S43,S53, S63,S73,S83,S93,T03)	M	2	1	4	15	17	19	12	14	4	11	2	101		
	F	0	0	4	4	3	0	9	6	1	8	0	35		
	T	2	1	8	19	20	19	21	20	5	19	2	136		
50 Intracranial and internal injuries, including nerves (S04,S06,S14,S24,S26-S27,S34,S36-S37,S44,S54, S64,S74,S84 & S94)	M	24	78	103	678	1087	995	1056	973	347	666	44	6051		
	F	21	43	61	93	133	245	309	375	145	323	3	1751		
	T	45	121	164	771	1220	1240	1365	1348	492	989	47	7802		
51 Crushing injuries and traumatic amputations of specified and multiple body regions (S07-S08,S17-S18,S28,S38 S47-S48,S57-S58,S67-S68,S77-S78,S87-S88,S97-S98,T04-T05 T	M	4	8	24	160	198	208	195	135	49	78	7	1066		
	F	2	3	6	30	32	45	44	40	20	21	0	243		
	T	6	11	30	190	230	253	239	175	69	99	7	1309		
52 Other injuries of specified,unspecified and multiple	M	63	146	308	2092	2947	2778	2585	2141	872	1353	247	15532		

**TABLE 6 - MEDICALLY CERTIFIED DEATHS BY AGE AND SEX ACCORDING TO NATIONAL LIST OF TENTH REVISION OF ICD
DURING THE YEAR 2020**

All States/Union Territories (Total)

M.G/CAT./ S.C	CAUSE OF DEATH	SEX	AGE GROUPS											N.S.	TOTAL
			<1	1-4	5-14	15-24	25-34	35-44	45-54	55-64	65-69	70+			
			4	5	6	7	8	9	10	11	12	13	14		
	body regions (S00-S01,S05,S09-S11,S15-S16,S19-S21, S25,S29-S31,S35,S39-S41,S45-S46,S49-S51,S55-S56,S59-S61, T	F T	31 94	88 234	105 413	286 2378	367 3314	422 3200	549 3134	543 2684	271 1143	511 1864	80 327	3253 18785	
53	Effects of foreign body entering through natural orifice (T15-T19)	M F T	13 6 19	15 3 18	3 4 7	9 10 19	10 4 14	8 6 14	12 1 13	9 7 16	6 4 10	7 5 12	2 1 3	94 51 145	
54	Burns and Corrosions (T20-T32)	M F T	64 32 96	148 127 275	117 102 219	450 650 1100	755 739 1494	595 413 1008	536 392 928	375 300 675	119 125 244	294 332 626	20 3 23	3473 3215 6688	
55	Poisonings by drugs & biological substances; and Toxic effects of substances chiefly nonmedicinal as to source (T36-T50 & T51-T65)	M F T	26 12 38	49 33 82	207 154 361	1553 1443 2996	2224 1064 3288	2150 841 2991	2329 814 3143	1919 777 2696	769 355 1124	1156 643 1799	98 10 108	12480 6146 18626	
56	Other and unspecified effects of external causes and certain early complications of trauma (T33-T35,T66-T79)	M F T	55 35 90	63 23 86	182 94 276	1310 463 1773	1669 336 2005	1419 202 1621	976 169 1145	726 135 861	224 51 275	372 123 495	134 4 138	7130 1635 8765	
57	Complications of Surgical and Medical care, not elsewhere classified (T80-T88)	M F T	19 9 28	5 7 12	15 10 25	46 45 91	64 40 104	64 37 101	77 42 119	67 53 120	37 29 66	74 67 141	2 2 4	470 341 811	
58	Late effects of injuries, of poisoning and of other consequences of external causes (T90-T98)	M F T	3 1 4	2 1 3	2 2 4	37 20 57	54 15 69	55 10 65	58 17 75	36 21 57	23 7 30	22 12 34	2 0 2	294 106 400	
XX.	EXTERNAL CAUSES OF MORBIDITY AND MORTALITY (V01-Y89)	M F T	463 300 763	552 389 941	1100 618 1718	6329 1958 8287	8752 1889 10641	7792 1732 9524	8435 2110 10545	8134 3279 11413	3568 1309 4877	6156 3321 9477	756 212 968	52037 17117 69154	
E48	Transport accidents (V01-V99)	M F T	104 82 186	219 144 363	283 197 480	2498 561 3059	3294 520 3814	2569 582 3151	3446 717 4163	3169 1500 4669	1190 276 1466	1333 646 1979	263 98 361	18368 5323 23691	
1	Railway accidents (V05,V15,V80.6,V81, V82.2, V87.6 & V88.6)	M F T	9 4 13	21 9 30	7 14 21	191 36 227	244 37 281	199 31 230	272 49 321	206 64 270	135 28 163	116 34 150	36 18 54	1436 324 1760	
2	Motor vehicle traffic accidents (V02-V04,V09.2-V09.3,V12-V -V19.6,V19.9,V20-V28,V29.4-V29.6,V29.9, V30-V38,V39.4-V3 V39.9,V40-V48,V49.4-V49.6,V49.9, V50-V58,V59.4-V59.6,V5 T	M F T	26 27 53	60 45 105	116 53 169	962 162 1124	1322 226 1548	1117 279 1396	1581 325 1906	1719 1035 2754	470 131 601	486 230 716	93 40 133	7952 2553 10505	
3	Other road vehicle accidents (V01,V06,V09.9,V10-V11, V16-V18,V19.8,V29.8,V39.8,V49.8,V59.8,V69.8,V79.8, V80.0-V80.2,V80.7-V80.9, V82.3-V82.7, V82.9 & V89.1)	M F T	26 21 47	69 46 115	32 40 72	381 145 526	477 100 577	309 108 417	511 124 635	307 154 461	149 35 184	124 98 222	46 27 73	2431 898 3329	
4	Water transport accidents (V90-V94)	M F T	7 3 10	14 7 21	18 17 35	79 27 106	152 12 164	58 17 75	117 15 132	112 16 128	95 4 99	31 14 45	9 8 17	692 140 832	
5	Air & Space transport accidents (V95-V97)	M F T	0 0 0	2 1 3	3 1 4	24 3 27	43 9 52	43 6 49	24 7 31	17 7 24	7 1 8	7 6 13	1 0 1	171 41 212	
6	All other transport accidents (V09.0-V09.1,V19.0-V19.3,V29.4 -V29.3,V39.0-V39.3,V49.0-V49.3,V59.0-V59.3,V69.0-V69.3, V -V79.3, V82.0, V82.8, V83-V86,V88.0-V88.5,V88.7-V88.9,V89 T	M F T	36 27 63	53 36 89	107 72 179	861 188 1049	1056 136 1192	843 141 984	941 197 1138	808 224 1032	334 77 411	569 264 833	78 5 83	5686 1367 7053	
E49	Accidental Falls	M	17	66	73	273	440	393	352	315	146	230	16	2321	

**TABLE 6 - MEDICALLY CERTIFIED DEATHS BY AGE AND SEX ACCORDING TO NATIONAL LIST OF TENTH REVISION OF ICD
DURING THE YEAR 2020**

All States/Union Territories (Total)

M.G/CAT./ S.C	CAUSE OF DEATH	SEX	AGE GROUPS											N.S.	TOTAL
			<1	1-4	5-14	15-24	25-34	35-44	45-54	55-64	65-69	70+			
			4	5	6	7	8	9	10	11	12	13	14		
	(W00-W19)	F	13	44	32	70	78	81	98	101	45	152	16	730	
		T	30	110	105	343	518	474	450	416	191	382	32	3051	
E50	Accidental drowning and submersion (W65-W74)	M	38	67	143	344	285	287	202	180	54	98	31	1729	
		F	27	50	32	55	42	25	30	32	12	37	28	370	
		T	65	117	175	399	327	312	232	212	66	135	59	2099	
E51	Exposure to smoke, fire and flames (X00-X09)	M	18	36	43	171	353	323	234	191	59	148	23	1599	
		F	7	28	35	116	192	119	108	80	45	107	7	844	
		T	25	64	78	287	545	442	342	271	104	255	30	2443	
E52	Accidental poisoning by and exposure to noxious substances (X40-X49)	M	4	10	29	286	380	326	376	242	92	127	37	1909	
		F	0	10	19	142	107	80	56	51	29	41	6	541	
		T	4	20	48	428	487	406	432	293	121	168	43	2450	
E53	Intentional self-harm (Suicide- attempted) (X60-X84)	M	2	1	54	586	846	721	521	393	165	172	42	3503	
		F	1	1	37	359	272	184	139	91	36	61	12	1193	
		T	3	2	91	945	1118	905	660	484	201	233	54	4696	
E54	Assault (Homicide) (X85-Y09)	M	2	2	10	105	185	157	125	103	34	50	12	785	
		F	0	1	5	45	55	33	18	24	17	40	0	238	
		T	2	3	15	150	240	190	143	127	51	90	12	1023	
E55	Other Violence (Y10-Y36)	M	94	24	51	266	461	437	465	426	153	259	28	2664	
		F	70	19	44	198	198	141	172	169	87	116	0	1214	
		T	164	43	95	464	659	578	637	595	240	375	28	3878	
	1 Event of undetermined intent (Y10-Y34)	M	88	22	49	254	434	414	447	392	149	253	28	2530	
		F	66	16	42	189	191	135	169	168	87	111	0	1174	
		T	154	38	91	443	625	549	616	560	236	364	28	3704	
	2 Legal intervention (Y35)	M	6	2	2	12	27	23	18	33	4	6	0	133	
		F	4	3	2	9	6	6	3	1	0	5	0	39	
		T	10	5	4	21	33	29	21	34	4	11	0	172	
	3 Operations of war (Y36)	M	0	0	0	0	0	0	0	1	0	0	0	1	
		F	0	0	0	0	1	0	0	0	0	0	0	1	
		T	0	0	0	0	1	0	0	1	0	0	0	2	
E56	Complications of medical and surgical care (Y40-Y84)	M	20	3	14	37	125	272	569	893	592	1362	7	3894	
		F	7	6	12	32	63	140	268	556	355	934	3	2376	
		T	27	9	26	69	188	412	837	1449	947	2296	10	6270	
	1 Drugs,medicaments and biological substances causing adverse effects in therapeutic use (Y40-Y59)	M	2	0	8	26	101	227	491	804	532	1222	3	3416	
		F	1	1	8	23	44	117	236	524	331	859	2	2146	
		T	3	1	16	49	145	344	727	1328	863	2081	5	5562	
	2 Misadventures during surgical & medical care,adverse incidents in diagnostic and therapeutic use, abnormal reactio and late complications (Y60-Y69,Y70-Y82 & Y83-Y84)	M	18	3	6	11	24	45	78	89	60	140	4	478	
		F	6	5	4	9	19	23	32	32	24	75	1	230	
		T	24	8	10	20	43	68	110	121	84	215	5	708	
E57	Other external causes of accidental injury, not elsewhere classified (W20-W64,W75-W99, X10-X39,X50-X59)	M	161	124	396	1721	2347	2271	2068	2101	960	2295	296	14740	
		F	88	85	200	350	351	332	463	604	343	1088	42	3946	
		T	249	209	596	2071	2698	2603	2531	2705	1303	3383	338	18686	
	1 Accidents caused by machinery, and by cutting & piercing instruments (W24-W31)	M	5	6	14	124	181	148	124	133	52	214	0	1001	
		F	4	12	14	17	32	39	45	54	19	48	0	284	
		T	9	18	28	141	213	187	169	187	71	262	0	1285	
	2 Accidents caused by firearm missile	M	0	1	3	15	14	34	29	20	2	2	2	122	

TABLE 6 - MEDICALLY CERTIFIED DEATHS BY AGE AND SEX ACCORDING TO NATIONAL LIST OF TENTH REVISION OF ICD DURING THE YEAR 2020

All States/Union Territories (Total)

M.G/CAT./S.C	CAUSE OF DEATH	SEX	AGE GROUPS												N.S.	TOTAL
			<1	1-4	5-14	15-24	25-34	35-44	45-54	55-64	65-69	70+				
			4	5	6	7	8	9	10	11	12	13	14	15		
	(W32-W34)	F	1	0	4	3	5	1	5	2	1	3	0	25		
		T	1	1	7	18	19	35	34	22	3	5	2	147		
3	Bites of snakes & other venomous animals (X20-X27)	M	12	31	113	122	135	144	136	133	82	64	20	992		
		F	5	21	78	72	59	63	65	38	30	49	3	483		
		T	17	52	191	194	194	207	201	171	112	113	23	1475		
4	Sun stroke (X32)	M	0	5	15	16	13	23	36	38	10	17	6	179		
		F	0	3	8	16	14	19	25	20	11	7	11	134		
		T	0	8	23	32	27	42	61	58	21	24	17	313		
5	All other accidents including late effects (W20-W23,W35-W64, W75-W99,X10-X19, X28-X31, X33-X39 & X50-X59)	M	144	81	251	1444	2004	1922	1743	1777	814	1998	268	12446		
		F	78	49	96	242	241	210	323	490	282	981	28	3020		
		T	222	130	347	1686	2245	2132	2066	2267	1096	2979	296	15466		
E58	Late effects of external causes of morbidity and mortality (Y85-Y89)	M	3	0	4	42	36	36	77	121	123	82	1	525		
		F	5	1	5	30	11	15	41	71	64	99	0	342		
		T	8	1	9	72	47	51	118	192	187	181	1	867		
	ALL CAUSES (MAJOR GROUP I to XIX)	M	59768	7236	11530	32684	60755	98356	157937	202277	115606	282039	17714	1045902		
		F	43536	5410	8791	25879	30449	43029	73009	106194	71183	188347	9341	605168		
		T	103304	12646	20321	58563	91204	141385	230946	308471	186789	470386	27055	1651070		
	ALL CAUSES (MAJOR GROUP I to XX)	M	60231	7788	12630	39013	69507	106148	166372	210411	119174	288195	18470	1097939		
		F	43836	5799	9409	27837	32338	44761	75119	109473	72492	191668	9553	622285		
		T	104067	13587	22039	66850	101845	150909	241491	319884	191666	479863	28023	1720224		
XXII.	Codes for Special Purposes (U00-U49)	M	166	118	501	1972	4321	8462	17138	27200	16358	33996	3985	114217		
		F	75	83	377	1192	1928	3185	6784	11245	6890	13296	1346	46401		
		T	241	201	878	3164	6249	11647	23922	38445	23248	47292	5331	160618		
	Provisional Assignment of New Diseases of Uncertain Etiology (U01-U49)	M	166	118	501	1972	4321	8462	17138	27200	16358	33996	3985	114217		
		F	75	83	377	1192	1928	3185	6784	11245	6890	13296	1346	46401		
		T	241	201	878	3164	6249	11647	23922	38445	23248	47292	5331	160618		
1	COVID-19, Virus Identified (U07.1)	M	145	59	169	810	2572	6630	14621	24282	14937	31374	3728	99327		
		F	61	44	122	566	1068	2383	5695	9783	6259	12133	1272	39386		
		T	206	103	291	1376	3640	9013	20316	34065	21196	43507	5000	138713		
2	COVID-19, Virus not Identified (U07.2)	M	21	59	332	1162	1749	1832	2517	2918	1421	2622	257	14890		
		F	14	39	255	626	860	802	1089	1462	631	1163	74	7015		
		T	35	98	587	1788	2609	2634	3606	4380	2052	3785	331	21905		
	ALL CAUSES (MAJOR GROUP I to XIX and XXII)	M	59934	7354	12031	34656	65076	106818	175075	229477	131964	316035	21699	1160119		
		F	43611	5493	9168	27071	32377	46214	79793	117439	78073	201643	10687	651569		
		T	103545	12847	21199	61727	97453	153032	254868	346916	210037	517678	32386	1811688		
	ALL CAUSES (MAJOR GROUP I to XX & XXII)	M	60397	7906	13131	40985	73828	114610	183510	237611	135532	322191	22455	1212156		
		F	43911	5882	9786	29029	34266	47946	81903	120718	79382	204964	10899	668686		
		T	104308	13788	22917	70014	108094	162556	265413	358329	214914	527155	33354	1880842		

TABLE 7.1 :MEDICALLY CERTIFIED DEATHS BY AGE, SEX AND MAJOR CAUSE GROUPS (BASED UPON TENTH REVISION OF ICD) DURING 2020

ANDHRA PRADESH

Major Group No.	CAUSE OF DEATH	Sex	AGE GROUPS												N.S.	TOTAL
			<1	1-4	5-14	15-24	25-34	35-44	45-54	55-64	65-69	70+	13	14		
1	2	3	4	5	6	7	8	9	10	11	12	13	14	15		
I	CERTAIN INFECTIOUS AND PARASITIC DISEASES (A00-B99)	M	7	9	37	87	178	402	471	527	381	390	0	2489		
		F	6	14	59	93	115	249	368	396	257	269	0	1826		
		T	13	23	96	180	293	651	839	923	638	659	0	4315		
II	NEOPLASMS (C00-D48)	M	0	2	3	4	16	25	63	63	22	66	0	264		
		F	0	0	0	5	26	29	39	64	25	23	0	211		
		T	0	2	3	9	42	54	102	127	47	89	0	475		
III	DISEASES OF BLOOD & BLOOD FORMING ORGANS & CERTAIN DISORDERS INVOLVING THE IMMUNE MECHANISM (D50-D89)	M	0	0	5	5	14	17	31	23	11	30	0	136		
		F	2	0	4	20	28	16	18	13	2	24	0	127		
		T	2	0	9	25	42	33	49	36	13	54	0	263		
IV	ENDOCRINE, NUTRITIONAL AND METABOLIC DISEASES (E00-E89)	M	0	0	0	8	40	62	138	199	71	159	0	677		
		F	0	0	0	15	16	26	56	76	36	67	0	292		
		T	0	0	0	23	56	88	194	275	107	226	0	969		
V	MENTAL AND BEHAVIOURAL DISORDERS (F01-F99)	M	3	0	2	3	8	11	24	41	34	39	0	165		
		F	5	0	0	6	3	6	14	26	17	23	0	100		
		T	8	0	2	9	11	17	38	67	51	62	0	265		
VI	DISEASES OF THE NERVOUS SYSTEM (G00-G98)	M	9	11	18	25	52	63	112	86	65	126	0	567		
		F	8	7	23	25	25	40	54	62	47	77	0	368		
		T	17	18	41	50	77	103	166	148	112	203	0	935		
VII	DISEASES OF THE EYE AND ADNEXA (H00-H59)	M	0	0	11	38	97	156	280	343	187	331	0	1443		
		F	0	0	5	40	38	90	136	170	83	173	0	735		
		T	0	0	16	78	135	246	416	513	270	504	0	2178		
VIII	DISEASES OF THE EAR AND MASTOID PROCESS (H60-H95)	M	0	0	0	2	2	4	2	5	2	2	0	19		
		F	0	0	0	0	0	0	0	0	0	2	0	2		
		T	0	0	0	2	2	4	2	5	2	4	0	21		
IX	DISEASES OF THE CIRCULATORY SYSTEM (I00-I99)	M	62	113	211	980	2625	4765	7558	8995	5330	9038	0	39677		
		F	67	100	195	781	1227	2049	4004	5121	3136	5038	0	21718		
		T	129	213	406	1761	3852	6814	11562	14116	8466	14076	0	61395		
X	DISEASES OF THE RESPIRATORY SYSTEM (J00-J98)	M	55	20	31	90	279	531	911	1157	572	1123	0	4769		
		F	40	17	27	95	152	289	484	599	358	498	0	2559		
		T	95	37	58	185	431	820	1395	1756	930	1621	0	7328		
XI	DISEASES OF THE DIGESTIVE SYSTEM (K00-K92)	M	3	0	0	22	101	181	218	128	43	58	0	754		
		F	2	0	0	20	22	37	49	51	21	50	0	252		
		T	5	0	0	42	123	218	267	179	64	108	0	1006		
XII	DISEASES OF THE SKIN AND SUBCUTANEOUS TISSUE (L00-L98)	M	0	0	2	6	11	14	40	57	22	52	0	204		
		F	0	0	2	6	14	11	20	21	20	26	0	120		
		T	0	0	4	12	25	25	60	78	42	78	0	324		
XIII	DISEASES OF THE MUSCULOSKELETAL SYSTEM AND CONNECTIVE TISSUE (M00-M99)	M	0	0	2	8	11	15	31	31	10	25	0	133		
		F	2	0	2	0	8	16	15	11	5	17	0	76		
		T	2	0	4	8	19	31	46	42	15	42	0	209		
XIV	DISEASES OF THE GENITOURINARY SYSTEM (N00-N99)	M	0	3	16	31	116	144	289	329	127	245	0	1300		
		F	0	2	22	31	55	83	173	191	90	142	0	789		
		T	0	5	38	62	171	227	462	520	217	387	0	2089		
XV	PREGNANCY, CHILDBIRTH AND THE PUERPERIUM (O00-O99)	F	0	0	0	82	86	136	93	0	0	0	0	397		
		T	0	0	0	82	86	136	93	0	0	0	0	397		
XVI	CERTAIN CONDITIONS ORIGINATING IN THE PERINATAL PERIOD (P00-P96)	M	1337	0	0	0	0	0	0	0	0	0	0	1337		
		F	939	0	0	0	0	0	0	0	0	0	0	939		
		T	2276	0	0	0	0	0	0	0	0	0	0	2276		
XVII	CONGENITAL MALFORMATIONS, DEFORMATIONS AND CHROMOSOMAL ABNORMALITIES (Q00-Q99)	M	10	0	3	8	28	61	107	95	39	76	0	427		
		F	12	0	5	8	18	13	54	57	14	21	0	202		
		T	22	0	8	16	46	74	161	152	53	97	0	629		
XVIII	SYMPTOMS, SIGNS AND ABNORMAL CLINICAL AND LABORATORY FINDINGS N.E.C. (R00-R99)	M	54	12	15	30	77	123	191	235	89	191	0	1017		
		F	35	11	19	35	39	60	128	143	60	158	0	688		
		T	89	23	34	65	116	183	319	378	149	349	0	1705		
XIX	INJURY, POISONING AND CERTAIN OTHER CONSEQUENCES OF EXTERNAL CAUSES (S00-T98)	M	10	13	40	246	348	336	318	187	81	118	0	1697		
		F	7	10	14	107	136	113	105	78	43	71	0	684		
		T	17	23	54	353	484	449	423	265	124	189	0	2381		
XXII	Codes for Special Purposes (U00-U49)	M	0	0	6	67	258	773	1660	2242	1264	2303	0	8573		
		F	0	0	6	57	132	286	757	1057	474	851	0	3620		
		T	0	0	12	124	390	1059	2417	3299	1738	3154	0	12193		
ALL CAUSES	M	1550	183	402	1660	4261	7683	12444	14743	8350	14372	0	65648			
	F	1125	161	383	1426	2140	3549	6567	8136	4688	7530	0	35705			
	T	2675	344	785	3086	6401	11232	19011	22879	13038	21902	0	101353			

TABLE 7.2 :MEDICALLY CERTIFIED DEATHS BY AGE, SEX AND MAJOR CAUSE GROUPS (BASED UPON TENTH REVISION OF ICD) DURING 2020

ANDAMAN & NICOBAR ISLANDS

Major Group No.	CAUSE OF DEATH	Sex	AGE GROUPS												TOTAL
			<1	1-4	5-14	15-24	25-34	35-44	45-54	55-64	65-69	70+	N.S.		
1	2	3	4	5	6	7	8	9	10	11	12	13	14	15	
I	CERTAIN INFECTIOUS AND PARASITIC DISEASES (A00-B99)	M	0	0	0	8	7	8	14	9	4	11	0	61	
		F	0	0	0	2	4	3	4	2	6	5	0	26	
		T	0	0	0	10	11	11	18	11	10	16	0	87	
II	NEOPLASMS (C00-D48)	M	0	0	1	0	3	9	13	17	10	12	0	65	
		F	0	1	0	0	1	6	12	15	5	19	0	59	
		T	0	1	1	0	4	15	25	32	15	31	0	124	
III	DISEASES OF BLOOD & BLOOD FORMING ORGANS & CERTAIN DISORDERS INVOLVING THE IMMUNE MECHANISM (D50-D89)	M	0	1	2	2	2	1	4	7	1	2	0	22	
		F	0	0	0	2	1	2	2	4	4	6	0	21	
		T	0	1	2	4	3	3	6	11	5	8	0	43	
IV	ENDOCRINE, NUTRITIONAL AND METABOLIC DISEASES (E00-E89)	M	0	0	1	3	4	14	24	50	15	43	0	154	
		F	0	0	0	0	3	7	15	28	16	27	0	96	
		T	0	0	1	3	7	21	39	78	31	70	0	250	
V	MENTAL AND BEHAVIOURAL DISORDERS (F01-F99)	M	0	0	0	1	3	2	2	4	1	1	0	14	
		F	0	0	0	0	1	1	0	0	1	1	0	4	
		T	0	0	0	1	4	3	2	4	2	2	0	18	
VI	DISEASES OF THE NERVOUS SYSTEM (G00-G98)	M	0	1	2	1	2	2	1	6	8	8	0	31	
		F	0	0	2	1	2	5	4	2	4	6	0	26	
		T	0	1	4	2	4	7	5	8	12	14	0	57	
VII	DISEASES OF THE EYE AND ADNEXA (H00-H59)	M	0	0	0	0	0	0	1	0	1	0	0	2	
		F	0	0	0	0	0	0	0	0	0	0	0	0	
		T	0	0	0	0	0	0	1	0	1	0	0	2	
VIII	DISEASES OF THE EAR AND MASTOID PROCESS (H60-H95)	M	0	0	0	0	0	0	0	0	0	0	0	0	
		F	0	0	0	0	0	0	0	0	0	0	0	0	
		T	0	0	0	0	0	0	0	0	0	0	0	0	
IX	DISEASES OF THE CIRCULATORY SYSTEM (I00-I99)	M	0	1	2	1	11	27	66	103	55	130	2	398	
		F	0	0	1	2	10	22	22	50	30	63	0	200	
		T	0	1	3	3	21	49	88	153	85	193	2	598	
X	DISEASES OF THE RESPIRATORY SYSTEM (J00-J98)	M	0	5	3	4	5	18	20	27	10	24	1	117	
		F	0	1	0	2	3	9	3	16	6	13	0	53	
		T	0	6	3	6	8	27	23	43	16	37	1	170	
XI	DISEASES OF THE DIGESTIVE SYSTEM (K00-K92)	M	0	1	0	1	11	13	18	19	4	10	1	78	
		F	0	0	0	0	2	1	4	4	1	4	0	16	
		T	0	1	0	1	13	14	22	23	5	14	1	94	
XII	DISEASES OF THE SKIN AND SUBCUTANEOUS TISSUE (L00-L98)	M	0	0	0	0	0	1	2	2	0	3	0	8	
		F	0	0	0	0	0	0	0	0	0	0	0	0	
		T	0	0	0	0	0	1	2	2	0	3	0	8	
XIII	DISEASES OF THE MUSCULOSKELETAL SYSTEM AND CONNECTIVE TISSUE (M00-M99)	M	0	0	0	0	0	0	0	0	0	1	0	1	
		F	0	0	0	0	0	0	0	0	0	0	0	0	
		T	0	0	0	0	0	0	0	0	0	1	0	1	
XIV	DISEASES OF THE GENITOURINARY SYSTEM (N00-N99)	M	0	0	0	1	3	11	18	29	11	20	0	93	
		F	0	0	0	3	1	5	4	10	10	8	0	41	
		T	0	0	0	4	4	16	22	39	21	28	0	134	
XV	PREGNANCY, CHILDBIRTH AND THE PUERPERIUM (O00-O99)	F	0	0	0	2	3	1	1	0	0	0	0	7	
		T	0	0	0	2	3	1	1	0	0	0	0	7	
XVI	CERTAIN CONDITIONS ORIGINATING IN THE PERINATAL PERIOD (P00-P96)	M	58	0	0	0	0	0	0	0	0	0	0	58	
		F	43	0	0	0	0	0	0	0	0	0	0	43	
		T	101	0	0	0	0	0	0	0	0	0	0	101	
XVII	CONGENITAL MALFORMATIONS, DEFORMATIONS AND CHROMOSOMAL ABNORMALITIES (Q00-Q99)	M	0	1	1	0	1	0	0	0	1	0	0	4	
		F	0	0	0	0	0	0	0	0	0	0	0	0	
		T	0	1	1	0	1	0	0	0	1	0	0	4	
XVIII	SYMPTOMS, SIGNS AND ABNORMAL CLINICAL AND LABORATORY FINDINGS N.E.C. (R00-R99)	M	0	0	0	3	2	5	2	5	3	2	0	22	
		F	0	0	1	1	1	2	2	2	2	7	0	18	
		T	0	0	1	4	3	7	4	7	5	9	0	40	
XIX	INJURY, POISONING AND CERTAIN OTHER CONSEQUENCES OF EXTERNAL CAUSES (S00-T98)	M	0	0	0	4	4	13	16	6	0	6	0	49	
		F	0	0	1	1	2	3	3	4	1	7	0	22	
		T	0	0	1	5	6	16	19	10	1	13	0	71	
XXII	Codes for Special Purposes (U00-U49)	M	0	0	1	0	2	8	11	9	5	12	0	48	
		F	0	0	0	1	1	2	2	5	2	1	0	14	
		T	0	0	1	1	3	10	13	14	7	13	0	62	
ALL CAUSES	M	58	10	13	29	60	132	212	293	129	285	4	1225		
	F	43	2	5	17	35	69	78	142	88	167	0	646		
	T	101	12	18	46	95	201	290	435	217	452	4	1871		

TABLE 7.3 :MEDICALLY CERTIFIED DEATHS BY AGE, SEX AND MAJOR CAUSE GROUPS (BASED UPON TENTH REVISION OF ICD) DURING 2020

ARUNANCHAL PRADESH

Major Group No.	CAUSE OF DEATH	Sex	AGE GROUPS											N.S.	TOTAL
			<1	1-4	5-14	15-24	25-34	35-44	45-54	55-64	65-69	70+	14		
1	2	3	4	5	6	7	8	9	10	11	12	13	14	15	
I	CERTAIN INFECTIOUS AND PARASITIC DISEASES (A00-B99)	M	0	0	6	11	8	12	24	29	9	20	0	119	
		F	0	0	0	0	4	8	9	10	4	4	0	39	
		T	0	0	6	11	12	20	33	39	13	24	0	158	
II	NEOPLASMS (C00-D48)	M	0	1	0	0	5	15	19	18	9	12	0	79	
		F	0	0	0	0	3	11	11	9	2	4	0	40	
		T	0	1	0	0	8	26	30	27	11	16	0	119	
III	DISEASES OF BLOOD & BLOOD FORMING ORGANS & CERTAIN DISORDERS INVOLVING THE IMMUNE MECHANISM (D50-D89)	M	0	0	0	0	0	0	0	1	0	2	0	3	
		F	0	0	0	0	0	2	0	0	0	0	0	2	
		T	0	0	0	0	0	2	0	1	0	2	0	5	
IV	ENDOCRINE, NUTRITIONAL AND METABOLIC DISEASES (E00-E89)	M	0	0	0	0	1	2	4	5	8	7	0	27	
		F	0	0	0	0	0	2	1	1	0	1	0	5	
		T	0	0	0	0	1	4	5	6	8	8	0	32	
V	MENTAL AND BEHAVIOURAL DISORDERS (F01-F99)	M	0	0	0	0	0	0	0	0	0	0	0	0	
		F	0	0	0	0	0	0	0	0	0	0	0	0	
		T	0	0	0	0	0	0	0	0	0	0	0	0	
VI	DISEASES OF THE NERVOUS SYSTEM (G00-G98)	M	0	0	0	0	0	0	0	0	0	0	0	0	
		F	0	0	0	0	0	0	0	0	0	0	0	0	
		T	0	0	0	0	0	0	0	0	0	0	0	0	
VII	DISEASES OF THE EYE AND ADNEXA (H00-H59)	M	0	0	0	0	0	0	0	0	0	0	0	0	
		F	0	0	0	0	0	0	0	0	0	0	0	0	
		T	0	0	0	0	0	0	0	0	0	0	0	0	
VIII	DISEASES OF THE EAR AND MASTOID PROCESS (H60-H95)	M	0	0	0	0	0	0	0	0	0	0	0	0	
		F	0	0	0	0	0	0	0	0	0	0	0	0	
		T	0	0	0	0	0	0	0	0	0	0	0	0	
IX	DISEASES OF THE CIRCULATORY SYSTEM (I00-I99)	M	0	1	3	3	9	26	27	47	11	35	0	162	
		F	0	0	0	2	1	5	6	20	9	15	0	58	
		T	0	1	3	5	10	31	33	67	20	50	0	220	
X	DISEASES OF THE RESPIRATORY SYSTEM (J00-J98)	M	0	1	0	1	2	1	6	4	0	8	0	23	
		F	0	0	1	0	1	0	3	4	0	2	0	11	
		T	0	1	1	1	3	1	9	8	0	10	0	34	
XI	DISEASES OF THE DIGESTIVE SYSTEM (K00-K92)	M	0	0	0	0	5	13	21	18	5	8	0	70	
		F	0	0	0	0	4	2	2	4	0	5	0	17	
		T	0	0	0	0	9	15	23	22	5	13	0	87	
XII	DISEASES OF THE SKIN AND SUBCUTANEOUS TISSUE (L00-L98)	M	0	0	0	0	0	0	0	0	0	0	0	0	
		F	0	0	0	0	0	0	0	0	0	0	0	0	
		T	0	0	0	0	0	0	0	0	0	0	0	0	
XIII	DISEASES OF THE MUSCULOSKELETAL SYSTEM AND CONNECTIVE TISSUE (M00-M99)	M	0	0	0	0	0	0	0	0	0	0	0	0	
		F	0	0	0	0	0	0	0	0	0	0	0	0	
		T	0	0	0	0	0	0	0	0	0	0	0	0	
XIV	DISEASES OF THE GENITOURINARY SYSTEM (N00-N99)	M	0	0	0	0	0	0	0	0	0	0	0	0	
		F	0	0	0	0	0	0	0	0	0	0	0	0	
		T	0	0	0	0	0	0	0	0	0	0	0	0	
XV	PREGNANCY, CHILDBIRTH AND THE PUERPERIUM (O00-O99)	F	0	0	0	1	0	0	0	0	0	0	0	1	
		T	0	0	0	1	0	0	0	0	0	0	0	1	
XVI	CERTAIN CONDITIONS ORIGINATING IN THE PERINATAL PERIOD (P00-P96)	M	37	0	0	0	0	0	0	0	0	0	0	37	
		F	10	0	0	0	0	0	0	0	0	0	0	10	
		T	47	0	0	0	0	0	0	0	0	0	0	47	
XVII	CONGENITAL MALFORMATIONS, DEFORMATIONS AND CHROMOSOMAL ABNORMALITIES (Q00-Q99)	M	0	0	0	0	0	0	0	0	0	0	0	0	
		F	0	0	0	0	0	0	0	0	0	0	0	0	
		T	0	0	0	0	0	0	0	0	0	0	0	0	
XVIII	SYMPTOMS, SIGNS AND ABNORMAL CLINICAL AND LABORATORY FINDINGS N.E.C. (R00-R99)	M	0	0	3	7	25	36	57	58	14	100	0	300	
		F	0	0	2	3	2	15	18	29	15	67	0	151	
		T	0	0	5	10	27	51	75	87	29	167	0	451	
XIX	INJURY, POISONING AND CERTAIN OTHER CONSEQUENCES OF EXTERNAL CAUSES (S00-T98)	M	0	1	0	0	2	1	0	0	0	0	0	4	
		F	0	0	0	0	1	0	0	0	0	1	0	2	
		T	0	1	0	0	3	1	0	0	0	1	0	6	
XXII	Codes for Special Purposes (U00-U49)	M	0	0	0	0	0	0	0	0	0	0	0	0	
		F	0	0	0	0	0	0	0	0	0	0	0	0	
		T	0	0	0	0	0	0	0	0	0	0	0	0	
ALL CAUSES	M	37	4	12	22	57	106	158	180	56	192	0	824		
	F	10	0	3	6	16	45	50	77	30	99	0	336		
	T	47	4	15	28	73	151	208	257	86	291	0	1160		

TABLE 7.4 :MEDICALLY CERTIFIED DEATHS BY AGE, SEX AND MAJOR CAUSE GROUPS (BASED UPON TENTH REVISION OF ICD) DURING 2020

ASSAM

Major Group No.	CAUSE OF DEATH	Sex	AGE GROUPS												N.S.	TOTAL
			<1	1-4	5-14	15-24	25-34	35-44	45-54	55-64	65-69	70+				
1	2	3	4	5	6	7	8	9	10	11	12	13	14	15		
I	CERTAIN INFECTIOUS AND PARASITIC DISEASES (A00-B99)	M	110	142	160	120	541	413	723	484	398	258	0	3349		
		F	101	83	63	138	0	0	299	130	260	47	0	1121		
		T	211	225	223	258	541	413	1022	614	658	305	0	4470		
II	NEOPLASMS (C00-D48)	M	0	0	0	0	397	77	506	398	185	187	0	1750		
		F	0	0	0	7	0	0	176	77	63	7	0	330		
		T	0	0	0	7	397	77	682	475	248	194	0	2080		
III	DISEASES OF BLOOD & BLOOD FORMING ORGANS & CERTAIN DISORDERS INVOLVING THE IMMUNE MECHANISM (D50-D89)	M	8	8	3	5	31	30	63	82	31	68	0	329		
		F	4	5	2	1	0	0	13	0	0	0	0	25		
		T	12	13	5	6	31	30	63	95	31	68	0	354		
IV	ENDOCRINE, NUTRITIONAL AND METABOLIC DISEASES (E00-E89)	M	6	4	10	11	420	713	872	981	1277	382	0	4676		
		F	6	5	1	4	0	0	177	1115	871	0	0	2179		
		T	12	9	11	15	420	713	1049	2096	2148	382	0	6855		
V	MENTAL AND BEHAVIOURAL DISORDERS (F01-F99)	M	0	0	0	0	22	17	49	15	27	0	0	130		
		F	0	0	0	0	0	0	35	5	31	0	0	71		
		T	0	0	0	0	22	17	84	20	58	0	0	201		
VI	DISEASES OF THE NERVOUS SYSTEM (G00-G98)	M	18	67	43	14	82	99	51	63	89	81	0	607		
		F	10	57	30	5	0	0	15	5	50	0	0	172		
		T	28	124	73	19	82	99	66	68	139	81	0	779		
VII	DISEASES OF THE EYE AND ADNEXA (H00-H59)	M	0	0	0	0	0	0	0	0	0	0	0	0		
		F	0	0	0	0	0	0	0	0	0	0	0	0		
		T	0	0	0	0	0	0	0	0	0	0	0	0		
VIII	DISEASES OF THE EAR AND MASTOID PROCESS (H60-H95)	M	0	0	0	0	0	0	0	0	0	0	0	0		
		F	0	0	0	0	0	0	0	0	0	0	0	0		
		T	0	0	0	0	0	0	0	0	0	0	0	0		
IX	DISEASES OF THE CIRCULATORY SYSTEM (I00-I99)	M	18	74	17	10	210	943	3290	1781	1947	1867	24	10181		
		F	7	49	29	6	0	0	193	314	4689	0	11	5298		
		T	25	123	46	16	210	943	3483	2095	6636	1867	35	15479		
X	DISEASES OF THE RESPIRATORY SYSTEM (J00-J98)	M	137	55	5	19	398	208	395	0	600	72	0	1889		
		F	86	26	5	16	0	0	53	0	0	0	0	186		
		T	223	81	10	35	398	208	395	53	600	72	0	2075		
XI	DISEASES OF THE DIGESTIVE SYSTEM (K00-K92)	M	0	26	0	7	172	211	931	0	0	0	0	1347		
		F	0	26	0	5	0	0	422	46	0	0	0	499		
		T	0	52	0	12	172	211	1353	46	0	0	0	1846		
XII	DISEASES OF THE SKIN AND SUBCUTANEOUS TISSUE (L00-L98)	M	0	0	0	0	0	0	0	0	0	0	0	0		
		F	0	0	0	0	0	0	0	0	0	0	0	0		
		T	0	0	0	0	0	0	0	0	0	0	0	0		
XIII	DISEASES OF THE MUSCULOSKELETAL SYSTEM AND CONNECTIVE TISSUE (M00-M99)	M	0	0	0	0	0	0	0	0	0	0	0	0		
		F	0	0	0	0	0	0	0	0	0	0	0	0		
		T	0	0	0	0	0	0	0	0	0	0	0	0		
XIV	DISEASES OF THE GENITOURINARY SYSTEM (N00-N99)	M	0	2	0	0	58	24	38	0	0	0	0	122		
		F	0	0	0	0	11	0	2	2	19	0	0	34		
		T	0	2	0	0	69	24	40	2	19	0	0	156		
XV	PREGNANCY, CHILDBIRTH AND THE PUERPERIUM (O00-O99)	F	0	0	0	0	4	32	130	0	0	0	21	187		
		T	0	0	0	0	4	32	130	0	0	0	21	187		
XVI	CERTAIN CONDITIONS ORIGINATING IN THE PERINATAL PERIOD (P00-P96)	M	109	0	0	0	0	0	0	0	0	0	0	109		
		F	149	0	0	0	0	0	0	0	0	0	0	149		
		T	258	0	0	0	0	0	0	0	0	0	0	258		
XVII	CONGENITAL MALFORMATIONS, DEFORMATIONS AND CHROMOSOMAL ABNORMALITIES (Q00-Q99)	M	0	0	0	0	0	0	0	0	0	0	0	0		
		F	0	0	0	0	0	0	0	0	0	0	0	0		
		T	0	0	0	0	0	0	0	0	0	0	0	0		
XVIII	SYMPTOMS, SIGNS AND ABNORMAL CLINICAL AND LABORATORY FINDINGS N.E.C. (R00-R99)	M	11	15	0	5	0	0	0	0	0	0	0	31		
		F	9	10	0	2	0	0	0	0	0	0	0	21		
		T	20	25	0	7	0	0	0	0	0	0	0	52		
XIX	INJURY, POISONING AND CERTAIN OTHER CONSEQUENCES OF EXTERNAL CAUSES (S00-T98)	M	33	70	0	68	170	82	162	58	181	39	0	863		
		F	22	47	0	39	0	0	42	0	0	0	0	150		
		T	55	117	0	107	170	82	162	100	181	39	0	1013		
XXII	Codes for Special Purposes (U00-U49)	M	0	0	0	0	0	0	0	139	235	246	0	620		
		F	0	0	0	0	0	0	0	58	149	153	0	360		
		T	0	0	0	0	0	0	0	197	384	399	0	980		
ALL CAUSES	M	450	463	238	259	2501	2817	7080	4001	4970	3200	24	26003			
	F	394	308	130	223	15	32	1449	1860	6132	207	32	10782			
	T	844	771	368	482	2516	2849	8529	5861	11102	3407	56	36785			

TABLE 7.5 :MEDICALLY CERTIFIED DEATHS BY AGE, SEX AND MAJOR CAUSE GROUPS (BASED UPON TENTH REVISION OF ICD) DURING 2020

BIHAR

Major Group No.	CAUSE OF DEATH	Sex	AGE GROUPS												N.S.	TOTAL
			<1	1-4	5-14	15-24	25-34	35-44	45-54	55-64	65-69	70+	13	14		
1	2	3	4	5	6	7	8	9	10	11	12	13	14	15		
I	CERTAIN INFECTIOUS AND PARASITIC DISEASES (A00-B99)	M	33	15	22	28	52	85	84	117	68	152	0	656		
		F	14	17	17	29	46	48	52	65	34	91	0	413		
		T	47	32	39	57	98	133	136	182	102	243	0	1069		
II	NEOPLASMS (C00-D48)	M	1	0	0	1	0	4	5	9	8	8	0	36		
		F	0	0	0	1	2	9	7	10	6	5	0	40		
		T	1	0	0	2	2	13	12	19	14	13	0	76		
III	DISEASES OF BLOOD & BLOOD FORMING ORGANS & CERTAIN DISORDERS INVOLVING THE IMMUNE MECHANISM (D50-D89)	M	0	1	1	2	2	6	7	8	2	4	0	33		
		F	0	1	1	5	7	6	6	3	2	2	0	33		
		T	0	2	2	7	9	12	13	11	4	6	0	66		
IV	ENDOCRINE, NUTRITIONAL AND METABOLIC DISEASES (E00-E89)	M	1	0	1	2	1	11	10	12	8	11	0	57		
		F	0	0	1	2	1	1	2	4	1	3	0	15		
		T	1	0	2	4	2	12	12	16	9	14	0	72		
V	MENTAL AND BEHAVIOURAL DISORDERS (F01-F99)	M	11	2	1	2	2	3	1	6	3	3	0	34		
		F	4	1	2	0	3	2	2	3	2	2	0	21		
		T	15	3	3	2	5	5	3	9	5	5	0	55		
VI	DISEASES OF THE NERVOUS SYSTEM (G00-G98)	M	9	6	7	10	15	18	22	23	9	11	0	130		
		F	2	3	6	4	13	8	9	3	3	4	0	55		
		T	11	9	13	14	28	26	31	26	12	15	0	185		
VII	DISEASES OF THE EYE AND ADNEXA (H00-H59)	M	0	0	0	0	1	9	2	6	3	7	0	28		
		F	0	0	0	0	1	4	1	3	3	5	0	17		
		T	0	0	0	0	2	13	3	9	6	12	0	45		
VIII	DISEASES OF THE EAR AND MASTOID PROCESS (H60-H95)	M	2	0	0	0	0	0	2	0	0	0	0	4		
		F	2	0	0	1	0	0	0	0	0	0	0	3		
		T	4	0	0	1	0	0	2	0	0	0	0	7		
IX	DISEASES OF THE CIRCULATORY SYSTEM (I00-I99)	M	51	43	54	212	332	443	652	727	352	629	0	3495		
		F	27	34	49	164	219	276	312	388	187	314	0	1970		
		T	78	77	103	376	551	719	964	1115	539	943	0	5465		
X	DISEASES OF THE RESPIRATORY SYSTEM (J00-J98)	M	10	4	1	11	8	28	29	32	18	61	0	202		
		F	2	1	2	6	11	17	20	24	12	48	0	143		
		T	12	5	3	17	19	45	49	56	30	109	0	345		
XI	DISEASES OF THE DIGESTIVE SYSTEM (K00-K92)	M	2	0	2	5	2	11	9	13	1	4	0	49		
		F	3	0	1	3	3	4	6	6	3	3	0	32		
		T	5	0	3	8	5	15	15	19	4	7	0	81		
XII	DISEASES OF THE SKIN AND SUBCUTANEOUS TISSUE (L00-L98)	M	7	1	2	3	3	6	7	2	3	5	0	39		
		F	3	0	3	2	2	2	4	2	2	3	0	23		
		T	10	1	5	5	5	8	11	4	5	8	0	62		
XIII	DISEASES OF THE MUSCULOSKELETAL SYSTEM AND CONNECTIVE TISSUE (M00-M99)	M	2	0	0	1	0	1	1	1	1	4	0	11		
		F	0	1	2	0	1	1	1	0	0	1	0	7		
		T	2	1	2	1	1	2	2	1	1	5	0	18		
XIV	DISEASES OF THE GENITOURINARY SYSTEM (N00-N99)	M	427	37	71	149	267	372	382	300	145	312	0	2462		
		F	212	46	64	135	172	247	227	222	88	155	0	1568		
		T	639	83	135	284	439	619	609	522	233	467	0	4030		
XV	PREGNANCY, CHILDBIRTH AND THE PUERPERIUM (O00-O99)	F	0	0	0	16	5	4	9	0	0	0	0	34		
		T	0	0	0	16	5	4	9	0	0	0	0	34		
XVI	CERTAIN CONDITIONS ORIGINATING IN THE PERINATAL PERIOD (P00-P96)	M	112	0	0	0	0	0	0	0	0	0	0	112		
		F	60	0	0	0	0	0	0	0	0	0	0	60		
		T	172	0	0	0	0	0	0	0	0	0	0	172		
XVII	CONGENITAL MALFORMATIONS, DEFORMATIONS AND CHROMOSOMAL ABNORMALITIES (Q00-Q99)	M	0	0	0	1	0	2	1	3	0	2	0	9		
		F	1	0	0	0	0	2	2	1	0	0	0	6		
		T	1	0	0	1	0	4	3	4	0	2	0	15		
XVIII	SYMPTOMS, SIGNS AND ABNORMAL CLINICAL AND LABORATORY FINDINGS N.E.C. (R00-R99)	M	40	38	33	46	70	122	129	147	76	160	0	861		
		F	24	30	42	59	50	68	64	110	54	104	0	605		
		T	64	68	75	105	120	190	193	257	130	264	0	1466		
XIX	INJURY, POISONING AND CERTAIN OTHER CONSEQUENCES OF EXTERNAL CAUSES (S00-T98)	M	10	3	4	12	14	10	14	5	2	5	0	79		
		F	5	4	7	35	47	22	20	19	6	19	0	184		
		T	15	7	11	47	61	32	34	24	8	24	0	263		
XXII	Codes for Special Purposes (U00-U49)	M	0	2	1	6	26	71	170	232	116	218	0	842		
		F	0	0	0	6	7	16	55	70	26	43	0	223		
		T	0	2	1	12	33	87	225	302	142	261	0	1065		
ALL CAUSES	M	718	152	200	491	795	1202	1527	1643	815	1596	0	9139			
	F	359	138	197	468	590	737	799	933	429	802	0	5452			
	T	1077	290	397	959	1385	1939	2326	2576	1244	2398	0	14591			

TABLE 7.6 :MEDICALLY CERTIFIED DEATHS BY AGE, SEX AND MAJOR CAUSE GROUPS (BASED UPON TENTH REVISION OF ICD) DURING 2020

CHANDIGARH

Major Group No.	CAUSE OF DEATH	Sex	AGE GROUPS											N.S.	TOTAL
			<1	1-4	5-14	15-24	25-34	35-44	45-54	55-64	65-69	70+	14		
1	2	3	4	5	6	7	8	9	10	11	12	13	14	15	
I	CERTAIN INFECTIOUS AND PARASITIC DISEASES (A00-B99)	M	23	22	35	32	67	54	77	78	38	64	0	490	
		F	15	18	34	45	40	43	50	48	29	52	0	374	
		T	38	40	69	77	107	97	127	126	67	116	0	864	
II	NEOPLASMS (C00-D48)	M	1	6	16	17	21	32	43	67	29	49	0	281	
		F	2	7	10	10	22	31	61	58	25	29	0	255	
		T	3	13	26	27	43	63	104	125	54	78	0	536	
III	DISEASES OF BLOOD & BLOOD FORMING ORGANS & CERTAIN DISORDERS INVOLVING THE IMMUNE MECHANISM (D50-D89)	M	3	12	5	13	10	11	14	12	3	4	0	87	
		F	2	3	31	9	14	10	9	11	3	2	0	94	
		T	5	15	36	22	24	21	23	23	6	6	0	181	
IV	ENDOCRINE, NUTRITIONAL AND METABOLIC DISEASES (E00-E89)	M	3	6	2	6	15	22	30	46	22	39	0	191	
		F	3	9	6	10	11	16	31	36	21	24	0	167	
		T	6	15	8	16	26	38	61	82	43	63	0	358	
V	MENTAL AND BEHAVIOURAL DISORDERS (F01-F99)	M	0	0	0	0	8	1	8	9	3	4	0	33	
		F	0	0	0	0	0	0	0	0	0	2	0	2	
		T	0	0	0	0	8	1	8	9	3	6	0	35	
VI	DISEASES OF THE NERVOUS SYSTEM (G00-G98)	M	5	17	15	22	17	26	36	21	10	19	0	188	
		F	4	12	6	9	8	18	16	15	10	13	3	114	
		T	9	29	21	31	25	44	52	36	20	32	3	302	
VII	DISEASES OF THE EYE AND ADNEXA (H00-H59)	M	0	0	0	0	0	1	2	1	0	0	0	4	
		F	1	0	0	0	0	0	1	0	0	0	0	2	
		T	1	0	0	0	0	0	1	3	1	0	0	6	
VIII	DISEASES OF THE EAR AND MASTOID PROCESS (H60-H95)	M	0	0	0	0	0	0	0	0	0	1	0	1	
		F	0	0	0	0	0	0	0	0	1	0	0	1	
		T	0	0	0	0	0	0	0	0	1	0	1	2	
IX	DISEASES OF THE CIRCULATORY SYSTEM (I00-I99)	M	43	11	36	83	168	240	409	451	216	410	2	2069	
		F	20	10	13	48	118	80	162	214	138	254	0	1057	
		T	63	21	49	131	286	320	571	665	354	664	2	3126	
X	DISEASES OF THE RESPIRATORY SYSTEM (J00-J98)	M	34	26	15	41	44	88	145	167	87	172	3	822	
		F	25	13	21	38	28	45	70	104	50	72	1	467	
		T	59	39	36	79	72	133	215	271	137	244	4	1289	
XI	DISEASES OF THE DIGESTIVE SYSTEM (K00-K92)	M	16	21	16	50	149	265	286	220	85	102	0	1210	
		F	9	15	21	34	75	139	155	136	60	59	0	703	
		T	25	36	37	84	224	404	441	356	145	161	0	1913	
XII	DISEASES OF THE SKIN AND SUBCUTANEOUS TISSUE (L00-L98)	M	1	0	0	5	0	1	3	6	1	0	0	17	
		F	0	1	0	0	5	1	1	1	1	0	0	10	
		T	1	1	0	5	5	2	4	7	2	0	0	27	
XIII	DISEASES OF THE MUSCULOSKELETAL SYSTEM AND CONNECTIVE TISSUE (M00-M99)	M	1	1	0	7	3	1	8	6	1	3	0	31	
		F	0	0	0	7	13	12	7	4	0	4	0	47	
		T	1	1	0	14	16	13	15	10	1	7	0	78	
XIV	DISEASES OF THE GENITOURINARY SYSTEM (N00-N99)	M	1	8	8	20	26	37	78	92	44	75	1	390	
		F	3	3	11	14	14	32	65	61	41	37	0	281	
		T	4	11	19	34	40	69	143	153	85	112	1	671	
XV	PREGNANCY, CHILDBIRTH AND THE PUERPERIUM (O00-O99)	F	0	0	0	19	31	5	3	0	0	0	0	58	
		T	0	0	0	19	31	5	3	0	0	0	0	58	
		M	508	0	0	0	0	0	0	0	0	0	0	508	
XVI	CERTAIN CONDITIONS ORIGINATING IN THE PERINATAL PERIOD (P00-P96)	F	323	0	0	0	0	0	0	0	0	0	0	323	
		T	831	0	0	0	0	0	0	0	0	0	0	831	
		M	149	66	2	5	2	2	2	0	0	2	0	230	
XVII	CONGENITAL MALFORMATIONS, DEFORMATIONS AND CHROMOSOMAL ABNORMALITIES (Q00-Q99)	F	80	26	2	3	2	3	3	0	1	0	0	120	
		T	229	92	4	8	4	5	5	0	1	2	0	350	
		M	65	18	17	27	44	39	59	69	27	66	0	431	
XVIII	SYMPTOMS, SIGNS AND ABNORMAL CLINICAL AND LABORATORY FINDINGS N.E.C. (R00-R99)	F	38	16	49	30	36	32	38	56	21	45	0	361	
		T	103	34	66	57	80	71	97	125	48	111	0	792	
		M	3	0	1	26	45	46	25	23	10	14	0	193	
XIX	INJURY, POISONING AND CERTAIN OTHER CONSEQUENCES OF EXTERNAL CAUSES (S00-T98)	F	0	0	4	12	9	11	4	11	4	7	0	62	
		T	3	0	5	38	54	57	29	34	14	21	0	255	
		M	9	4	1	11	36	53	74	72	35	55	0	350	
XXII	Codes for Special Purposes (U00-U49)	F	5	3	6	10	14	21	41	34	18	24	0	176	
		T	14	7	7	21	50	74	115	106	53	79	0	526	
		M	865	218	169	365	655	919	1299	1340	611	1079	6	7526	
ALL CAUSES		F	530	136	214	298	440	499	717	790	422	624	4	4674	
		T	1395	354	383	663	1095	1418	2016	2130	1033	1703	10	12200	

TABLE 7.7 :MEDICALLY CERTIFIED DEATHS BY AGE, SEX AND MAJOR CAUSE GROUPS (BASED UPON TENTH REVISION OF ICD) DURING 2020

CHHATTISGARH

Major Group No.	CAUSE OF DEATH	Sex	AGE GROUPS												N.S.	TOTAL
			<1	1-4	5-14	15-24	25-34	35-44	45-54	55-64	65-69	70+	13	14		
1	2	3	4	5	6	7	8	9	10	11	12	13	14	15		
I	CERTAIN INFECTIOUS AND PARASITIC DISEASES (A00-B99)	M	257	36	60	240	280	245	115	285	132	260	42	1952		
		F	236	33	57	123	128	158	154	164	73	118	29	1273		
		T	493	69	117	363	408	403	269	449	205	378	71	3225		
II	NEOPLASMS (C00-D48)	M	14	4	23	62	95	101	38	125	50	65	1	578		
		F	2	3	14	37	66	158	20	114	24	45	1	484		
		T	16	7	37	99	161	259	58	239	74	110	2	1062		
III	DISEASES OF BLOOD & BLOOD FORMING ORGANS & CERTAIN DISORDERS INVOLVING THE IMMUNE MECHANISM (D50-D89)	M	27	16	19	59	57	60	60	59	28	37	6	428		
		F	31	6	22	66	50	71	69	40	19	26	6	406		
		T	58	22	41	125	107	131	129	99	47	63	12	834		
IV	ENDOCRINE, NUTRITIONAL AND METABOLIC DISEASES (E00-E89)	M	8	1	7	35	49	99	9	105	49	74	5	441		
		F	8	1	5	9	31	54	5	58	43	46	6	266		
		T	16	2	12	44	80	153	14	163	92	120	11	707		
V	MENTAL AND BEHAVIOURAL DISORDERS (F01-F99)	M	1	0	0	12	18	18	4	12	5	2	0	72		
		F	1	0	0	2	1	5	1	2	2	5	0	19		
		T	2	0	0	14	19	23	5	14	7	7	0	91		
VI	DISEASES OF THE NERVOUS SYSTEM (G00-G98)	M	22	9	11	20	32	17	14	16	4	21	2	168		
		F	20	9	11	15	8	30	10	12	8	14	1	138		
		T	42	18	22	35	40	47	24	28	12	35	3	306		
VII	DISEASES OF THE EYE AND ADNEXA (H00-H59)	M	0	1	0	1	2	0	1	1	1	0	0	7		
		F	0	0	0	0	0	0	0	0	0	0	0	0		
		T	0	1	0	1	2	0	1	1	1	0	0	7		
VIII	DISEASES OF THE EAR AND MASTOID PROCESS (H60-H95)	M	0	0	0	0	2	1	0	0	0	1	0	4		
		F	1	0	0	0	0	0	0	0	0	0	0	1		
		T	1	0	0	0	2	1	0	0	0	0	1	5		
IX	DISEASES OF THE CIRCULATORY SYSTEM (I00-I99)	M	396	63	112	800	1010	1536	448	1600	712	1171	216	8064		
		F	303	57	116	514	495	672	382	789	400	657	135	4520		
		T	699	120	228	1314	1505	2208	830	2389	1112	1828	351	12584		
X	DISEASES OF THE RESPIRATORY SYSTEM (J00-J98)	M	189	33	38	185	239	352	91	410	199	482	46	2264		
		F	166	26	39	103	86	158	88	206	107	182	30	1191		
		T	355	59	77	288	325	510	179	616	306	664	76	3455		
XI	DISEASES OF THE DIGESTIVE SYSTEM (K00-K92)	M	14	2	5	102	196	173	36	126	44	57	17	772		
		F	7	2	9	29	40	40	26	45	17	14	2	231		
		T	21	4	14	131	236	213	62	171	61	71	19	1003		
XII	DISEASES OF THE SKIN AND SUBCUTANEOUS TISSUE (L00-L98)	M	0	0	0	0	3	3	2	5	3	4	1	21		
		F	0	0	1	1	3	2	0	4	1	1	0	13		
		T	0	0	1	1	6	5	2	9	4	5	1	34		
XIII	DISEASES OF THE MUSCULOSKELETAL SYSTEM AND CONNECTIVE TISSUE (M00-M99)	M	1	1	0	3	4	10	15	9	3	4	0	50		
		F	1	0	0	6	2	3	4	4	5	2	0	27		
		T	2	1	0	9	6	13	19	13	8	6	0	77		
XIV	DISEASES OF THE GENITOURINARY SYSTEM (N00-N99)	M	17	2	7	61	61	107	30	118	47	100	16	566		
		F	21	3	8	32	40	55	22	42	24	49	4	300		
		T	38	5	15	93	101	162	52	160	71	149	20	866		
XV	PREGNANCY, CHILDBIRTH AND THE PUERPERIUM (O00-O99)	F	0	0	0	99	39	28	32	0	0	0	6	204		
		T	0	0	0	99	39	28	32	0	0	0	6	204		
XVI	CERTAIN CONDITIONS ORIGINATING IN THE PERINATAL PERIOD (P00-P96)	M	1715	0	0	0	0	0	0	0	0	0	46	1761		
		F	1512	0	0	0	0	0	0	0	0	0	47	1559		
		T	3227	0	0	0	0	0	0	0	0	0	93	3320		
XVII	CONGENITAL MALFORMATIONS, DEFORMATIONS AND CHROMOSOMAL ABNORMALITIES (Q00-Q99)	M	28	1	0	5	2	6	1	8	0	4	0	55		
		F	24	0	1	3	2	2	1	0	1	1	1	36		
		T	52	1	1	8	4	8	2	8	1	5	1	91		
XVIII	SYMPTOMS, SIGNS AND ABNORMAL CLINICAL AND LABORATORY FINDINGS N.E.C. (R00-R99)	M	395	128	158	701	794	1038	552	975	376	714	181	6012		
		F	362	171	160	271	251	394	318	455	230	434	96	3142		
		T	757	299	318	972	1045	1432	870	1430	606	1148	277	9154		
XIX	INJURY, POISONING AND CERTAIN OTHER CONSEQUENCES OF EXTERNAL CAUSES (S00-T98)	M	19	21	26	287	236	179	195	141	47	68	24	1243		
		F	7	8	21	114	97	78	124	43	22	35	9	558		
		T	26	29	47	401	333	257	319	184	69	103	33	1801		
XXII	Codes for Special Purposes (U00-U49)	M	10	1	3	72	170	321	33	508	249	408	45	1820		
		F	3	0	5	33	60	151	16	190	96	141	17	712		
		T	13	1	8	105	230	472	49	698	345	549	62	2532		
ALL CAUSES	M	3113	319	469	2645	3250	4266	1644	4503	1949	3472	648	26278			
	F	2705	319	469	1457	1399	2059	1272	2168	1072	1770	390	15080			
	T	5818	638	938	4102	4649	6325	2916	6671	3021	5242	1038	41358			

TABLE 7.8 :MEDICALLY CERTIFIED DEATHS BY AGE, SEX AND MAJOR CAUSE GROUPS (BASED UPON TENTH REVISION OF ICD) DURING 2020

DELHI

Major Group No.	CAUSE OF DEATH	Sex	AGE GROUPS											N.S.	TOTAL
			<1	1-4	5-14	15-24	25-34	35-44	45-54	55-64	65-69	70+			
1	2	3	4	5	6	7	8	9	10	11	12	13	14	15	
I	CERTAIN INFECTIOUS AND PARASITIC DISEASES (A00-B99)	M	513	109	181	409	570	702	916	1013	401	1035	87	5936	
		F	355	96	231	453	428	328	482	595	265	738	51	4022	
		T	868	205	412	862	998	1030	1398	1608	666	1773	138	9958	
II	NEOPLASMS (C00-D48)	M	32	45	100	119	142	234	375	551	264	388	9	2259	
		F	7	22	44	60	131	234	397	392	149	239	3	1678	
		T	39	67	144	179	273	468	772	943	413	627	12	3937	
III	DISEASES OF BLOOD & BLOOD FORMING ORGANS & CERTAIN DISORDERS INVOLVING THE IMMUNE MECHANISM (D50-D89)	M	19	16	47	52	47	62	37	50	17	31	1	379	
		F	11	10	33	41	42	42	37	35	12	38	3	304	
		T	30	26	80	93	89	104	74	85	29	69	4	683	
IV	ENDOCRINE, NUTRITIONAL AND METABOLIC DISEASES (E00-E89)	M	22	9	7	30	50	83	221	329	140	280	4	1175	
		F	17	10	7	33	38	87	173	239	140	233	4	981	
		T	39	19	14	63	88	170	394	568	280	513	8	2156	
V	MENTAL AND BEHAVIOURAL DISORDERS (F01-F99)	M	1	0	1	5	6	4	1	3	0	4	0	25	
		F	0	0	0	1	3	2	4	0	0	2	3	15	
		T	1	0	1	6	9	6	5	3	0	6	3	40	
VI	DISEASES OF THE NERVOUS SYSTEM (G00-G98)	M	66	48	73	98	83	107	139	143	60	108	5	930	
		F	59	49	59	63	48	55	66	75	33	80	3	590	
		T	125	97	132	161	131	162	205	218	93	188	8	1520	
VII	DISEASES OF THE EYE AND ADNEXA (H00-H59)	M	0	0	0	0	0	0	1	0	0	0	0	1	
		F	0	0	0	0	0	0	0	0	0	0	0	0	
		T	0	0	0	0	0	0	1	0	0	0	0	1	
VIII	DISEASES OF THE EAR AND MASTOID PROCESS (H60-H95)	M	0	0	0	0	0	0	0	0	0	0	0	0	
		F	0	0	0	0	0	0	0	0	0	0	0	0	
		T	0	0	0	0	0	0	0	0	0	0	0	0	
IX	DISEASES OF THE CIRCULATORY SYSTEM (I00-I99)	M	127	52	73	258	477	908	1473	2100	1030	2136	116	8750	
		F	76	34	64	214	282	418	770	1129	591	1563	62	5203	
		T	203	86	137	472	759	1326	2243	3229	1621	3699	178	13953	
X	DISEASES OF THE RESPIRATORY SYSTEM (J00-J98)	M	291	96	114	191	287	443	708	1004	529	1209	113	4985	
		F	209	62	108	191	170	236	431	548	304	772	40	3071	
		T	500	158	222	382	457	679	1139	1552	833	1981	153	8056	
XI	DISEASES OF THE DIGESTIVE SYSTEM (K00-K92)	M	72	23	30	120	343	725	710	525	153	349	10	3060	
		F	41	19	37	86	112	100	193	209	118	191	12	1118	
		T	113	42	67	206	455	825	903	734	271	540	22	4178	
XII	DISEASES OF THE SKIN AND SUBCUTANEOUS TISSUE (L00-L98)	M	1	0	2	1	3	2	2	0	1	2	0	14	
		F	1	0	2	2	0	3	0	4	1	1	0	14	
		T	2	0	4	3	3	5	2	4	2	3	0	28	
XIII	DISEASES OF THE MUSCULOSKELETAL SYSTEM AND CONNECTIVE TISSUE (M00-M99)	M	0	2	2	5	3	6	10	14	4	8	0	54	
		F	1	1	3	5	8	8	7	6	4	2	1	46	
		T	1	3	5	10	11	14	17	20	8	10	1	100	
XIV	DISEASES OF THE GENITOURINARY SYSTEM (N00-N99)	M	60	18	35	68	92	147	249	260	117	260	10	1316	
		F	39	18	24	46	77	102	134	196	73	185	8	902	
		T	99	36	59	114	169	249	383	456	190	445	18	2218	
XV	PREGNANCY, CHILDBIRTH AND THE PUERPERIUM (O00-O99)	F	0	0	0	64	81	14	3	0	0	0	0	162	
		T	0	0	0	64	81	14	3	0	0	0	0	162	
XVI	CERTAIN CONDITIONS ORIGINATING IN THE PERINATAL PERIOD (P00-P96)	M	1159	0	0	0	0	0	0	0	0	0	101	1260	
		F	740	0	0	0	0	0	0	0	0	0	67	807	
		T	1899	0	0	0	0	0	0	0	0	0	168	2067	
XVII	CONGENITAL MALFORMATIONS, DEFORMATIONS AND CHROMOSOMAL ABNORMALITIES (Q00-Q99)	M	220	22	20	11	2	4	4	11	2	12	9	317	
		F	109	19	7	5	2	1	2	5	3	5	2	160	
		T	329	41	27	16	4	5	6	16	5	17	11	477	
XVIII	SYMPTOMS, SIGNS AND ABNORMAL CLINICAL AND LABORATORY FINDINGS N.E.C. (R00-R99)	M	906	174	215	736	1262	1603	1964	2283	1104	2362	303	12912	
		F	603	144	240	581	539	586	817	1171	627	1687	153	7148	
		T	1509	318	455	1317	1801	2189	2781	3454	1731	4049	456	20060	
XIX	INJURY, POISONING AND CERTAIN OTHER CONSEQUENCES OF EXTERNAL CAUSES (S00-T98)	M	24	85	73	269	345	349	258	195	51	82	5	1736	
		F	16	63	52	112	141	93	104	85	42	82	2	792	
		T	40	148	125	381	486	442	362	280	93	164	7	2528	
XXII	Codes for Special Purposes (U00-U49)	M	29	11	13	69	177	438	877	1386	730	1786	248	5764	
		F	11	14	30	98	120	212	439	712	370	842	132	2980	
		T	40	25	43	167	297	650	1316	2098	1100	2628	380	8744	
ALL CAUSES	M	3542	710	986	2441	3889	5817	7945	9867	4603	10052	1021	50873		
	F	2295	561	941	2055	2222	2521	4059	5401	2732	6660	546	29993		
	T	5837	1271	1927	4496	6111	8338	12004	15268	7335	16712	1567	80866		

TABLE 7.9 :MEDICALLY CERTIFIED DEATHS BY AGE, SEX AND MAJOR CAUSE GROUPS (BASED UPON TENTH REVISION OF ICD) DURING 2020

DADAR NAGAR HAVELI & DAMAN DIU

Major Group No.	CAUSE OF DEATH	Sex	AGE GROUPS											N.S.	TOTAL
			<1	1-4	5-14	15-24	25-34	35-44	45-54	55-64	65-69	70+			
1	2	3	4	5	6	7	8	9	10	11	12	13	14	15	
I	CERTAIN INFECTIOUS AND PARASITIC DISEASES (A00-B99)	M	0	0	0	5	12	19	21	11	10	25	0	103	
		F	1	1	0	7	5	8	4	14	10	19	0	69	
		T	1	1	0	12	17	27	25	25	20	44	0	172	
II	NEOPLASMS (C00-D48)	M	0	0	0	1	1	3	7	7	6	1	0	26	
		F	0	0	1	0	2	2	5	8	1	5	0	24	
		T	0	0	1	1	3	5	12	15	7	6	0	50	
III	DISEASES OF BLOOD & BLOOD FORMING ORGANS & CERTAIN DISORDERS INVOLVING THE IMMUNE MECHANISM (D50-D89)	M	0	0	0	3	0	3	2	1	0	1	0	10	
		F	1	0	0	0	1	4	1	1	0	0	0	8	
		T	1	0	0	3	1	7	3	2	0	1	0	18	
IV	ENDOCRINE, NUTRITIONAL AND METABOLIC DISEASES (E00-E89)	M	0	0	0	1	2	10	10	14	4	11	0	52	
		F	0	0	0	0	1	1	3	2	4	8	0	19	
		T	0	0	0	1	3	11	13	16	8	19	0	71	
V	MENTAL AND BEHAVIOURAL DISORDERS (F01-F99)	M	0	0	0	0	0	1	1	0	0	1	0	3	
		F	0	0	0	0	0	0	0	0	0	0	0	0	
		T	0	0	0	0	0	1	1	0	0	1	0	3	
VI	DISEASES OF THE NERVOUS SYSTEM (G00-G98)	M	2	1	3	3	1	1	1	0	1	0	0	13	
		F	1	1	0	0	0	1	0	0	0	6	0	9	
		T	3	2	3	3	1	2	1	0	1	6	0	22	
VII	DISEASES OF THE EYE AND ADNEXA (H00-H59)	M	0	0	0	0	0	0	0	0	0	0	0	0	
		F	0	0	1	0	0	0	0	0	0	0	0	1	
		T	0	0	1	0	0	0	0	0	0	0	0	1	
VIII	DISEASES OF THE EAR AND MASTOID PROCESS (H60-H95)	M	0	0	0	0	0	0	0	0	0	0	0	0	
		F	0	0	0	0	0	0	0	0	0	0	0	0	
		T	0	0	0	0	0	0	0	0	0	0	0	0	
IX	DISEASES OF THE CIRCULATORY SYSTEM (I00-I99)	M	0	0	1	6	41	79	122	169	70	131	0	619	
		F	0	0	1	7	16	18	29	48	48	127	0	294	
		T	0	0	2	13	57	97	151	217	118	258	0	913	
X	DISEASES OF THE RESPIRATORY SYSTEM (J00-J98)	M	2	4	3	8	16	18	24	18	15	33	0	141	
		F	3	2	2	4	7	4	4	19	19	19	0	83	
		T	5	6	5	12	23	22	28	37	34	52	0	224	
XI	DISEASES OF THE DIGESTIVE SYSTEM (K00-K92)	M	0	0	0	5	14	22	28	16	4	3	0	92	
		F	0	0	0	1	2	2	1	3	0	2	0	11	
		T	0	0	0	6	16	24	29	19	4	5	0	103	
XII	DISEASES OF THE SKIN AND SUBCUTANEOUS TISSUE (L00-L98)	M	0	0	0	0	0	1	2	0	0	0	0	3	
		F	0	0	0	0	0	0	0	0	0	0	0	0	
		T	0	0	0	0	0	1	2	0	0	0	0	3	
XIII	DISEASES OF THE MUSCULOSKELETAL SYSTEM AND CONNECTIVE TISSUE (M00-M99)	M	0	0	1	0	0	0	0	0	0	1	0	2	
		F	0	0	0	1	0	0	0	0	1	0	0	2	
		T	0	0	1	1	0	0	0	0	1	1	0	4	
XIV	DISEASES OF THE GENITOURINARY SYSTEM (N00-N99)	M	1	1	0	1	9	8	14	21	14	24	0	93	
		F	0	0	0	2	3	5	5	9	1	23	0	48	
		T	1	1	0	3	12	13	19	30	15	47	0	141	
XV	PREGNANCY, CHILDBIRTH AND THE PUERPERIUM (O00-O99)	F	0	0	0	1	1	0	1	0	0	0	0	3	
		T	0	0	0	1	1	0	1	0	0	0	0	3	
		M	82	0	0	0	0	0	0	0	0	0	0	82	
XVI	CERTAIN CONDITIONS ORIGINATING IN THE PERINATAL PERIOD (P00-P96)	F	66	0	0	0	0	0	0	0	0	0	0	66	
		T	148	0	0	0	0	0	0	0	0	0	0	148	
		M	8	0	1	1	0	0	0	0	0	0	0	10	
XVII	CONGENITAL MALFORMATIONS, DEFORMATIONS AND CHROMOSOMAL ABNORMALITIES (Q00-Q99)	F	3	0	0	0	1	0	0	0	0	0	0	4	
		T	11	0	1	1	1	0	0	0	0	0	0	14	
		M	6	3	4	4	6	16	16	14	7	47	0	123	
XVIII	SYMPTOMS, SIGNS AND ABNORMAL CLINICAL AND LABORATORY FINDINGS N.E.C. (R00-R99)	F	1	2	3	10	0	3	13	8	2	112	0	154	
		T	7	5	7	14	6	19	29	22	9	159	0	277	
		M	0	2	2	22	11	18	11	8	3	5	0	82	
XIX	INJURY, POISONING AND CERTAIN OTHER CONSEQUENCES OF EXTERNAL CAUSES (S00-T98)	F	0	0	0	5	7	3	1	1	1	0	0	18	
		T	0	2	2	27	18	21	12	9	4	5	0	100	
		M	0	0	0	0	0	0	0	1	0	0	0	1	
XXII	Codes for Special Purposes (U00-U49)	F	0	0	0	0	0	0	1	0	0	0	0	1	
		T	0	0	0	0	0	0	1	1	0	0	0	2	
		M	101	11	15	60	113	199	259	280	134	283	0	1455	
ALL CAUSES		F	76	6	8	38	46	51	68	113	87	321	0	814	
		T	177	17	23	98	159	250	327	393	221	604	0	2269	

TABLE 7.10 :MEDICALLY CERTIFIED DEATHS BY AGE, SEX AND MAJOR CAUSE GROUPS (BASED UPON TENTH REVISION OF ICD) DURING 2020

GOA																
Major Group No.	CAUSE OF DEATH	Sex	AGE GROUPS												N.S.	TOTAL
			<1	1-4	5-14	15-24	25-34	35-44	45-54	55-64	65-69	70+				
1	2	3	4	5	6	7	8	9	10	11	12	13	14	15		
I	CERTAIN INFECTIOUS AND PARASITIC DISEASES (A00-B99)	M	0	0	0	16	20	49	66	54	14	66	1	286		
		F	0	2	3	8	8	18	22	19	5	92	1	178		
		T	0	2	3	24	28	67	88	73	19	158	2	464		
II	NEOPLASMS (C00-D48)	M	0	1	3	3	6	20	59	131	87	217	0	527		
		F	0	2	1	7	9	26	81	125	82	202	0	535		
		T	0	3	4	10	15	46	140	256	169	419	0	1062		
III	DISEASES OF BLOOD & BLOOD FORMING ORGANS & CERTAIN DISORDERS INVOLVING THE IMMUNE MECHANISM (D50-D89)	M	0	2	1	1	4	5	13	10	4	31	0	71		
		F	0	1	0	3	5	8	4	5	6	50	0	82		
		T	0	3	1	4	9	13	17	15	10	81	0	153		
IV	ENDOCRINE, NUTRITIONAL AND METABOLIC DISEASES (E00-E89)	M	0	0	1	1	7	27	90	188	135	393	1	843		
		F	0	0	0	1	1	5	40	95	85	426	0	653		
		T	0	0	1	2	8	32	130	283	220	819	1	1496		
V	MENTAL AND BEHAVIOURAL DISORDERS (F01-F99)	M	0	0	1	1	2	3	2	3	1	11	0	24		
		F	0	0	2	0	1	1	1	0	0	8	0	13		
		T	0	0	3	1	3	4	3	3	1	19	0	37		
VI	DISEASES OF THE NERVOUS SYSTEM (G00-G98)	M	0	2	2	7	12	15	21	34	17	61	0	171		
		F	0	2	2	4	2	7	6	13	11	42	0	89		
		T	0	4	4	11	14	22	27	47	28	103	0	260		
VII	DISEASES OF THE EYE AND ADNEXA (H00-H59)	M	0	0	0	0	0	0	0	0	0	0	0	0		
		F	0	0	0	0	0	0	0	0	0	0	0	0		
		T	0	0	0	0	0	0	0	0	0	0	0	0		
VIII	DISEASES OF THE EAR AND MASTOID PROCESS (H60-H95)	M	0	0	0	0	0	0	0	0	0	0	0	0		
		F	0	0	0	0	0	0	0	0	0	0	0	0		
		T	0	0	0	0	0	0	0	0	0	0	0	0		
IX	DISEASES OF THE CIRCULATORY SYSTEM (I00-I99)	M	0	1	7	15	40	136	312	494	334	1346	13	2698		
		F	0	1	4	6	13	45	115	225	228	1797	7	2441		
		T	0	2	11	21	53	181	427	719	562	3143	20	5139		
X	DISEASES OF THE RESPIRATORY SYSTEM (J00-J98)	M	0	2	3	7	44	47	69	91	61	322	3	649		
		F	0	2	7	3	13	14	34	55	56	362	0	546		
		T	0	4	10	10	57	61	103	146	117	684	3	1195		
XI	DISEASES OF THE DIGESTIVE SYSTEM (K00-K92)	M	0	0	1	6	91	225	318	206	79	84	6	1016		
		F	0	0	0	1	5	5	24	25	7	34	0	101		
		T	0	0	1	7	96	230	342	231	86	118	6	1117		
XII	DISEASES OF THE SKIN AND SUBCUTANEOUS TISSUE (L00-L98)	M	0	0	1	1	0	3	5	5	2	3	0	20		
		F	0	0	0	0	0	0	1	2	0	5	0	8		
		T	0	0	1	1	0	3	6	7	2	8	0	28		
XIII	DISEASES OF THE MUSCULOSKELETAL SYSTEM AND CONNECTIVE TISSUE (M00-M99)	M	0	0	0	1	1	1	1	2	1	5	0	12		
		F	0	0	0	0	0	5	2	8	0	6	0	21		
		T	0	0	0	1	1	6	3	10	1	11	0	33		
XIV	DISEASES OF THE GENITOURINARY SYSTEM (N00-N99)	M	0	1	2	5	9	30	55	83	45	137	0	367		
		F	0	0	1	6	7	10	28	40	29	112	1	234		
		T	0	1	3	11	16	40	83	123	74	249	1	601		
XV	PREGNANCY, CHILDBIRTH AND THE PUERPERIUM (O00-O99)	F	0	0	0	2	6	1	0	0	0	0	0	9		
		T	0	0	0	2	6	1	0	0	0	0	0	9		
XVI	CERTAIN CONDITIONS ORIGINATING IN THE PERINATAL PERIOD (P00-P96)	M	76	0	0	0	0	0	0	0	0	0	0	76		
		F	47	0	0	0	0	0	0	0	0	0	0	47		
		T	123	0	0	0	0	0	0	0	0	0	0	123		
XVII	CONGENITAL MALFORMATIONS, DEFORMATIONS AND CHROMOSOMAL ABNORMALITIES (Q00-Q99)	M	23	0	0	0	0	0	0	0	0	0	0	23		
		F	11	0	0	0	0	0	0	0	0	0	0	11		
		T	34	0	0	0	0	0	0	0	0	0	0	34		
XVIII	SYMPTOMS, SIGNS AND ABNORMAL CLINICAL AND LABORATORY FINDINGS N.E.C. (R00-R99)	M	1	3	1	22	54	69	65	80	61	263	52	671		
		F	4	3	4	7	6	6	19	55	42	415	43	604		
		T	5	6	5	29	60	75	84	135	103	678	95	1275		
XIX	INJURY, POISONING AND CERTAIN OTHER CONSEQUENCES OF EXTERNAL CAUSES (S00-T98)	M	0	1	11	110	153	114	103	88	24	41	2	647		
		F	3	2	2	22	25	15	24	24	7	22	1	147		
		T	3	3	13	132	178	129	127	112	31	63	3	794		
XXII	Codes for Special Purposes (U00-U49)	M	1	1	2	1	16	26	101	130	81	198	2	559		
		F	1	0	1	2	8	6	31	58	36	78	1	222		
		T	2	1	3	3	24	32	132	188	117	276	3	781		
ALL CAUSES	M	101	14	36	197	459	770	1280	1599	946	3178	80	8660			
	F	66	15	27	72	109	172	432	749	594	3651	54	5941			
	T	167	29	63	269	568	942	1712	2348	1540	6829	134	14601			

TABLE 7.11 :MEDICALLY CERTIFIED DEATHS BY AGE, SEX AND MAJOR CAUSE GROUPS (BASED UPON TENTH REVISION OF ICD) DURING 2020

GUJARAT																
Major Group No.	CAUSE OF DEATH	Sex	AGE GROUPS												N.S.	TOTAL
			<1	1-4	5-14	15-24	25-34	35-44	45-54	55-64	65-69	70+	14	15		
1	2	3	4	5	6	7	8	9	10	11	12	13	14	15		
I	CERTAIN INFECTIOUS AND PARASITIC DISEASES (A00-B99)	M	550	159	137	243	382	705	914	1181	758	1545	0	6574		
		F	223	134	112	237	235	348	485	675	410	1044	0	3903		
		T	773	293	249	480	617	1053	1399	1856	1168	2589	0	10477		
II	NEOPLASMS (C00-D48)	M	4	20	82	89	132	218	397	462	216	369	0	1989		
		F	6	28	44	52	73	184	278	263	112	235	0	1275		
		T	10	48	126	141	205	402	675	725	328	604	0	3264		
III	DISEASES OF BLOOD & BLOOD FORMING ORGANS & CERTAIN DISORDERS INVOLVING THE IMMUNE MECHANISM (D50-D89)	M	45	22	28	63	68	81	186	272	139	246	0	1150		
		F	32	20	26	69	58	52	95	161	112	204	0	829		
		T	77	42	54	132	126	133	281	433	251	450	0	1979		
IV	ENDOCRINE, NUTRITIONAL AND METABOLIC DISEASES (E00-E89)	M	10	26	30	26	74	111	164	225	118	199	0	983		
		F	8	21	15	22	36	39	86	160	86	182	0	655		
		T	18	47	45	48	110	150	250	385	204	381	0	1638		
V	MENTAL AND BEHAVIOURAL DISORDERS (F01-F99)	M	0	0	0	16	13	27	23	21	13	26	0	139		
		F	0	0	0	13	6	1	8	8	8	17	0	61		
		T	0	0	0	29	19	28	31	29	21	43	0	200		
VI	DISEASES OF THE NERVOUS SYSTEM (G00-G98)	M	26	28	28	81	94	128	196	266	152	307	0	1306		
		F	20	17	38	32	43	63	111	148	83	227	0	782		
		T	46	45	66	113	137	191	307	414	235	534	0	2088		
VII	DISEASES OF THE EYE AND ADNEXA (H00-H59)	M	0	0	0	0	0	0	21	22	34	26	0	103		
		F	0	0	0	0	0	0	8	3	19	18	0	48		
		T	0	0	0	0	0	0	29	25	53	44	0	151		
VIII	DISEASES OF THE EAR AND MASTOID PROCESS (H60-H95)	M	0	0	0	0	0	0	0	16	34	30	0	80		
		F	0	0	0	0	0	0	0	22	15	11	0	48		
		T	0	0	0	0	0	0	0	38	49	41	0	128		
IX	DISEASES OF THE CIRCULATORY SYSTEM (I00-I99)	M	63	47	54	385	738	1521	3065	4822	2588	6011	0	19294		
		F	46	49	35	313	365	781	1348	2536	1502	4736	0	11711		
		T	109	96	89	698	1103	2302	4413	7358	4090	10747	0	31005		
X	DISEASES OF THE RESPIRATORY SYSTEM (J00-J98)	M	519	139	157	213	648	923	1895	3270	1888	3807	0	13459		
		F	370	118	90	197	354	431	903	1647	897	2194	0	7201		
		T	889	257	247	410	1002	1354	2798	4917	2785	6001	0	20660		
XI	DISEASES OF THE DIGESTIVE SYSTEM (K00-K92)	M	37	9	9	62	271	558	602	462	176	349	0	2535		
		F	19	11	13	34	54	143	165	202	85	260	0	986		
		T	56	20	22	96	325	701	767	664	261	609	0	3521		
XII	DISEASES OF THE SKIN AND SUBCUTANEOUS TISSUE (L00-L98)	M	10	2	1	4	10	20	27	29	18	51	0	172		
		F	5	0	1	2	4	9	15	18	8	31	0	93		
		T	15	2	2	6	14	29	42	47	26	82	0	265		
XIII	DISEASES OF THE MUSCULOSKELETAL SYSTEM AND CONNECTIVE TISSUE (M00-M99)	M	0	0	0	0	0	6	37	19	15	25	0	102		
		F	0	0	0	0	0	2	30	18	11	27	0	88		
		T	0	0	0	0	0	8	67	37	26	52	0	190		
XIV	DISEASES OF THE GENITOURINARY SYSTEM (N00-N99)	M	11	8	15	46	93	169	261	374	205	458	0	1640		
		F	15	8	18	44	81	90	168	247	141	368	0	1180		
		T	26	16	33	90	174	259	429	621	346	826	0	2820		
XV	PREGNANCY, CHILDBIRTH AND THE PUERPERIUM (O00-O99)	F	0	0	0	32	69	44	1	0	0	0	0	146		
		T	0	0	0	32	69	44	1	0	0	0	0	146		
		M	2834	0	0	0	0	0	0	0	0	0	0	2834		
XVI	CERTAIN CONDITIONS ORIGINATING IN THE PERINATAL PERIOD (P00-P96)	F	1993	0	0	0	0	0	0	0	0	0	0	1993		
		T	4827	0	0	0	0	0	0	0	0	0	0	4827		
		M	151	55	13	12	8	12	15	0	0	0	0	266		
XVII	CONGENITAL MALFORMATIONS, DEFORMATIONS AND CHROMOSOMAL ABNORMALITIES (Q00-Q99)	F	98	27	15	13	5	2	6	0	0	0	0	166		
		T	249	82	28	25	13	14	21	0	0	0	0	432		
		M	188	59	60	243	436	813	1355	2265	1783	3528	0	10730		
XVIII	SYMPTOMS, SIGNS AND ABNORMAL CLINICAL AND LABORATORY FINDINGS N.E.C. (R00-R99)	F	126	46	113	166	207	303	579	1237	1020	3163	0	6960		
		T	314	105	173	409	643	1116	1934	3502	2803	6691	0	17690		
		M	7	21	26	291	310	320	214	181	67	103	0	1540		
XIX	INJURY, POISONING AND CERTAIN OTHER CONSEQUENCES OF EXTERNAL CAUSES (S00-T98)	F	4	11	27	152	107	104	71	84	30	66	0	656		
		T	11	32	53	443	417	424	285	265	97	169	0	2196		
		M	1	2	4	17	67	223	497	846	504	850	0	3011		
XXII	Codes for Special Purposes (U00-U49)	F	1	2	1	11	21	64	248	405	202	340	0	1295		
		T	2	4	5	28	88	287	745	1251	706	1190	0	4306		
		M	4456	597	644	1791	3344	5835	9869	14733	8708	17930	0	67907		
ALL CAUSES		F	2966	492	548	1389	1718	2660	4605	7834	4741	13123	0	40076		
		T	7422	1089	1192	3180	5062	8495	14474	22567	13449	31053	0	107983		

TABLE 7.12 :MEDICALLY CERTIFIED DEATHS BY AGE, SEX AND MAJOR CAUSE GROUPS (BASED UPON TENTH REVISION OF ICD) DURING 2020

HARYANA

Major Group No.	CAUSE OF DEATH	Sex	AGE GROUPS											N.S.	TOTAL
			<1	1-4	5-14	15-24	25-34	35-44	45-54	55-64	65-69	70+			
1	2	3	4	5	6	7	8	9	10	11	12	13	14	15	
I	CERTAIN INFECTIOUS AND PARASITIC DISEASES (A00-B99)	M	124	15	33	57	136	222	326	419	267	532	0	2131	
		F	77	7	31	71	91	98	149	201	191	334	0	1250	
		T	201	22	64	128	227	320	475	620	458	866	0	3381	
II	NEOPLASMS (C00-D48)	M	7	2	4	14	28	66	159	260	149	178	0	867	
		F	0	2	9	8	23	60	119	128	88	107	0	544	
		T	7	4	13	22	51	126	278	388	237	285	0	1411	
III	DISEASES OF BLOOD & BLOOD FORMING ORGANS & CERTAIN DISORDERS INVOLVING THE IMMUNE MECHANISM (D50-D89)	M	4	5	2	3	1	10	14	13	4	19	0	75	
		F	8	4	3	14	11	9	9	10	7	13	0	88	
		T	12	9	5	17	12	19	23	23	11	32	0	163	
IV	ENDOCRINE, NUTRITIONAL AND METABOLIC DISEASES (E00-E89)	M	5	1	3	16	16	32	56	81	38	113	0	361	
		F	4	3	2	9	11	22	30	45	30	95	0	251	
		T	9	4	5	25	27	54	86	126	68	208	0	612	
V	MENTAL AND BEHAVIOURAL DISORDERS (F01-F99)	M	0	0	0	0	2	3	4	2	2	2	0	15	
		F	0	1	0	2	0	0	2	0	0	1	0	6	
		T	0	1	0	2	2	3	6	2	2	3	0	21	
VI	DISEASES OF THE NERVOUS SYSTEM (G00-G98)	M	10	3	5	9	10	13	20	24	14	18	0	126	
		F	5	2	6	3	6	3	12	15	2	19	0	73	
		T	15	5	11	12	16	16	32	39	16	37	0	199	
VII	DISEASES OF THE EYE AND ADNEXA (H00-H59)	M	0	0	0	0	0	2	0	0	0	1	0	3	
		F	0	0	0	0	0	0	1	0	0	0	0	1	
		T	0	0	0	0	0	2	1	0	0	1	0	4	
VIII	DISEASES OF THE EAR AND MASTOID PROCESS (H60-H95)	M	0	0	0	0	0	0	0	0	0	0	0	0	
		F	0	0	0	0	0	0	0	0	0	0	0	0	
		T	0	0	0	0	0	0	0	0	0	0	0	0	
IX	DISEASES OF THE CIRCULATORY SYSTEM (I00-I99)	M	181	29	44	106	239	357	649	878	576	1221	0	4280	
		F	112	16	37	92	120	151	281	411	331	840	0	2391	
		T	293	45	81	198	359	508	930	1289	907	2061	0	6671	
X	DISEASES OF THE RESPIRATORY SYSTEM (J00-J98)	M	190	26	25	44	75	158	229	371	300	628	0	2046	
		F	117	20	23	35	49	77	97	189	120	344	0	1071	
		T	307	46	48	79	124	235	326	560	420	972	0	3117	
XI	DISEASES OF THE DIGESTIVE SYSTEM (K00-K92)	M	15	1	7	18	87	182	242	245	92	132	0	1021	
		F	13	2	5	14	18	24	45	70	48	75	0	314	
		T	28	3	12	32	105	206	287	315	140	207	0	1335	
XII	DISEASES OF THE SKIN AND SUBCUTANEOUS TISSUE (L00-L98)	M	0	0	0	0	0	1	1	1	0	1	0	4	
		F	0	0	0	0	1	1	0	0	1	1	0	4	
		T	0	0	0	0	1	2	1	1	1	2	0	8	
XIII	DISEASES OF THE MUSCULOSKELETAL SYSTEM AND CONNECTIVE TISSUE (M00-M99)	M	0	0	0	1	3	6	6	4	2	2	0	24	
		F	0	0	0	1	1	3	5	3	6	0	0	19	
		T	0	0	0	1	4	7	9	9	5	8	0	43	
XIV	DISEASES OF THE GENITOURINARY SYSTEM (N00-N99)	M	8	1	2	25	36	72	130	139	92	191	0	696	
		F	3	1	2	20	24	33	39	80	58	109	0	369	
		T	11	2	4	45	60	105	169	219	150	300	0	1065	
XV	PREGNANCY, CHILDBIRTH AND THE PUERPERIUM (O00-O99)	F	0	0	0	7	11	10	7	0	0	0	0	35	
		T	0	0	0	7	11	10	7	0	0	0	0	35	
		M	188	0	0	0	0	0	0	0	0	0	0	188	
XVI	CERTAIN CONDITIONS ORIGINATING IN THE PERINATAL PERIOD (P00-P96)	F	113	0	0	0	0	0	0	0	0	0	0	113	
		T	301	0	0	0	0	0	0	0	0	0	0	301	
		M	1	0	0	0	0	0	1	0	1	0	0	3	
XVII	CONGENITAL MALFORMATIONS, DEFORMATIONS AND CHROMOSOMAL ABNORMALITIES (Q00-Q99)	F	0	0	0	0	0	0	1	0	0	2	0	3	
		T	1	0	0	0	0	0	2	0	1	2	0	6	
		M	197	36	85	418	734	811	936	963	599	1473	0	6252	
XVIII	SYMPTOMS, SIGNS AND ABNORMAL CLINICAL AND LABORATORY FINDINGS N.E.C. (R00-R99)	F	112	42	60	182	220	198	223	381	343	1134	0	2895	
		T	309	78	145	600	954	1009	1159	1344	942	2607	0	9147	
		M	7	14	11	106	179	134	111	71	31	42	0	706	
XIX	INJURY, POISONING AND CERTAIN OTHER CONSEQUENCES OF EXTERNAL CAUSES (S00-T98)	F	1	8	4	68	68	34	35	21	11	25	0	275	
		T	8	22	15	174	247	168	146	92	42	67	0	981	
		M	1	1	0	2	33	47	113	183	142	281	0	803	
XXII	Codes for Special Purposes (U00-U49)	F	2	0	2	8	7	26	55	77	82	137	0	396	
		T	3	1	2	10	40	73	168	260	224	418	0	1199	
		M	938	134	221	819	1579	2116	2997	3654	2309	4834	0	19601	
ALL CAUSES		F	567	108	184	533	661	747	1108	1633	1315	3242	0	10098	
		T	1505	242	405	1352	2240	2863	4105	5287	3624	8076	0	29699	

TABLE 7.13 :MEDICALLY CERTIFIED DEATHS BY AGE, SEX AND MAJOR CAUSE GROUPS (BASED UPON TENTH REVISION OF ICD) DURING 2020

HIMACHAL PRADESH

Major Group No.	CAUSE OF DEATH	Sex	AGE GROUPS												N.S.	TOTAL
			<1	1-4	5-14	15-24	25-34	35-44	45-54	55-64	65-69	70+				
1	2	3	4	5	6	7	8	9	10	11	12	13	14	15		
I	CERTAIN INFECTIOUS AND PARASITIC DISEASES (A00-B99)	M	6	2	5	2	13	38	64	48	19	50	22		269	
		F	6	1	10	11	14	9	31	26	30	25	6		169	
		T	12	3	15	13	27	47	95	74	49	75	28		438	
II	NEOPLASMS (C00-D48)	M	1	0	5	0	2	8	23	53	25	26	18		161	
		F	0	0	1	0	7	18	16	30	18	25	18		133	
		T	1	0	6	0	9	26	39	83	43	51	36		294	
III	DISEASES OF BLOOD & BLOOD FORMING ORGANS & CERTAIN DISORDERS INVOLVING THE IMMUNE MECHANISM (D50-D89)	M	0	0	1	0	2	2	7	6	3	16	5		42	
		F	0	0	0	2	3	1	4	4	3	12	10		39	
		T	0	0	1	2	5	3	11	10	6	28	15		81	
IV	ENDOCRINE, NUTRITIONAL AND METABOLIC DISEASES (E00-E89)	M	3	1	3	0	1	6	22	37	29	37	16		155	
		F	1	1	2	7	3	3	22	41	21	43	6		150	
		T	4	2	5	7	4	9	44	78	50	80	22		305	
V	MENTAL AND BEHAVIOURAL DISORDERS (F01-F99)	M	0	0	0	3	7	13	9	23	4	8	7		74	
		F	0	0	0	0	1	1	1	0	1	1	1		6	
		T	0	0	0	3	8	14	10	23	5	9	8		80	
VI	DISEASES OF THE NERVOUS SYSTEM (G00-G98)	M	9	2	1	3	9	11	16	8	14	25	9		107	
		F	4	0	0	1	3	2	8	13	7	16	10		64	
		T	13	2	1	4	12	13	24	21	21	41	19		171	
VII	DISEASES OF THE EYE AND ADNEXA (H00-H59)	M	0	0	0	0	0	0	0	0	0	1	0		1	
		F	0	0	0	0	0	0	0	0	0	1	0		1	
		T	0	0	0	0	0	0	0	0	0	0	2	0		2
VIII	DISEASES OF THE EAR AND MASTOID PROCESS (H60-H95)	M	0	0	0	0	0	0	0	0	0	0	0	0	0	
		F	0	0	0	0	0	0	0	0	0	0	0	0	0	
		T	0	0	0	0	0	0	0	0	0	0	0	0	0	
IX	DISEASES OF THE CIRCULATORY SYSTEM (I00-I99)	M	13	2	2	14	31	61	107	205	108	359	85		987	
		F	10	2	9	3	21	20	59	107	73	314	59		677	
		T	23	4	11	17	52	81	166	312	181	673	144		1664	
X	DISEASES OF THE RESPIRATORY SYSTEM (J00-J98)	M	23	2	0	10	11	14	61	118	79	101	31		450	
		F	3	3	3	8	9	9	36	77	52	99	26		325	
		T	26	5	3	18	20	23	97	195	131	200	57		775	
XI	DISEASES OF THE DIGESTIVE SYSTEM (K00-K92)	M	3	0	1	3	11	46	70	55	14	51	14		268	
		F	0	0	0	3	10	8	17	12	7	21	7		85	
		T	3	0	1	6	21	54	87	67	21	72	21		353	
XII	DISEASES OF THE SKIN AND SUBCUTANEOUS TISSUE (L00-L98)	M	1	0	0	0	0	1	0	0	0	0	0		2	
		F	0	0	0	0	0	1	0	1	0	2	0		4	
		T	1	0	0	0	0	2	0	1	0	2	0		6	
XIII	DISEASES OF THE MUSCULOSKELETAL SYSTEM AND CONNECTIVE TISSUE (M00-M99)	M	0	0	0	2	0	0	2	1	0	1	0		6	
		F	0	0	0	2	1	0	1	0	0	1	0		5	
		T	0	0	0	4	1	0	3	1	0	2	0		11	
XIV	DISEASES OF THE GENITOURINARY SYSTEM (N00-N99)	M	1	1	1	6	7	17	14	29	4	24	14		118	
		F	0	0	1	8	4	12	21	22	7	8	8		91	
		T	1	1	2	14	11	29	35	51	11	32	22		209	
XV	PREGNANCY, CHILDBIRTH AND THE PUERPERIUM (O00-O99)	F	0	0	0	0	3	0	0	0	0	0	0		3	
		T	0	0	0	0	3	0	0	0	0	0	0		3	
XVI	CERTAIN CONDITIONS ORIGINATING IN THE PERINATAL PERIOD (P00-P96)	M	213	0	0	0	0	0	0	0	0	0	0		213	
		F	99	0	0	0	0	0	0	0	0	0	0		99	
		T	312	0	0	0	0	0	0	0	0	0	0		312	
XVII	CONGENITAL MALFORMATIONS, DEFORMATIONS AND CHROMOSOMAL ABNORMALITIES (Q00-Q99)	M	4	1	0	0	1	2	3	1	1	2	0		15	
		F	5	1	0	0	1	0	3	0	2	0	3		15	
		T	9	2	0	0	2	2	6	1	3	2	3		30	
XVIII	SYMPTOMS, SIGNS AND ABNORMAL CLINICAL AND LABORATORY FINDINGS N.E.C. (R00-R99)	M	65	2	10	11	25	34	46	58	35	85	23		394	
		F	49	2	7	24	8	10	23	38	24	59	13		257	
		T	114	4	17	35	33	44	69	96	59	144	36		651	
XIX	INJURY, POISONING AND CERTAIN OTHER CONSEQUENCES OF EXTERNAL CAUSES (S00-T98)	M	0	2	3	7	24	24	28	9	8	13	13		131	
		F	2	1	4	7	10	3	6	7	2	12	5		59	
		T	2	3	7	14	34	27	34	16	10	25	18		190	
XXII	Codes for Special Purposes (U00-U49)	M	0	0	0	8	5	31	75	144	72	209	61		605	
		F	0	0	1	1	9	24	29	44	37	96	24		265	
		T	0	0	1	9	14	55	104	188	109	305	85		870	
ALL CAUSES	M	342	15	32	69	149	308	547	795	415	1008	318		3998		
	F	179	11	38	77	107	121	277	422	284	735	196		2447		
	T	521	26	70	146	256	429	824	1217	699	1743	514		6445		

TABLE 7.14 :MEDICALLY CERTIFIED DEATHS BY AGE, SEX AND MAJOR CAUSE GROUPS (BASED UPON TENTH REVISION OF ICD) DURING 2020

JHARKHAND

Major Group No.	CAUSE OF DEATH	Sex	AGE GROUPS												N.S.	TOTAL
			<1	1-4	5-14	15-24	25-34	35-44	45-54	55-64	65-69	70+				
1	2	3	4	5	6	7	8	9	10	11	12	13	14	15		
I	CERTAIN INFECTIOUS AND PARASITIC DISEASES (A00-B99)	M	7	8	19	16	20	26	30	33	37	40	0	236		
		F	6	3	10	18	17	21	10	10	18	15	3	131		
		T	13	11	29	34	37	47	40	43	55	55	3	367		
II	NEOPLASMS (C00-D48)	M	0	0	0	0	4	6	4	17	12	8	0	51		
		F	0	0	1	0	2	3	17	14	11	5	1	54		
		T	0	0	1	0	6	9	21	31	23	13	1	105		
III	DISEASES OF BLOOD & BLOOD FORMING ORGANS & CERTAIN DISORDERS INVOLVING THE IMMUNE MECHANISM (D50-D89)	M	0	0	0	1	1	8	4	2	8	5	0	29		
		F	0	0	0	1	13	10	18	7	12	8	3	72		
		T	0	0	0	2	14	18	22	9	20	13	3	101		
IV	ENDOCRINE, NUTRITIONAL AND METABOLIC DISEASES (E00-E89)	M	0	0	0	0	0	3	6	8	13	23	5	58		
		F	0	0	0	0	0	4	3	16	13	28	5	69		
		T	0	0	0	0	0	7	9	24	26	51	10	127		
V	MENTAL AND BEHAVIOURAL DISORDERS (F01-F99)	M	0	1	0	0	0	0	0	0	2	0	0	3		
		F	0	0	0	0	0	0	0	0	0	0	1	1		
		T	0	1	0	0	0	0	0	0	2	0	1	0	4	
VI	DISEASES OF THE NERVOUS SYSTEM (G00-G98)	M	1	0	2	7	15	18	30	30	24	37	12	176		
		F	0	1	1	3	10	3	7	32	20	23	7	107		
		T	1	1	3	10	25	21	37	62	44	60	19	283		
VII	DISEASES OF THE EYE AND ADNEXA (H00-H59)	M	0	0	0	0	1	0	1	0	1	1	0	4		
		F	0	0	0	0	0	0	0	2	0	1	0	3		
		T	0	0	0	0	1	0	1	2	1	2	0	7		
VIII	DISEASES OF THE EAR AND MASTOID PROCESS (H60-H95)	M	0	0	0	0	0	0	0	0	0	0	0	0		
		F	0	0	0	0	0	0	0	0	0	0	0	0		
		T	0	0	0	0	0	0	0	0	0	0	0	0		
IX	DISEASES OF THE CIRCULATORY SYSTEM (I00-I99)	M	3	1	7	45	116	263	459	599	348	1022	22	2885		
		F	8	1	12	40	65	133	242	299	223	555	18	1596		
		T	11	2	19	85	181	396	701	898	571	1577	40	4481		
X	DISEASES OF THE RESPIRATORY SYSTEM (J00-J98)	M	25	19	0	2	5	12	14	22	45	79	29	252		
		F	9	3	0	2	2	1	4	13	43	48	9	134		
		T	34	22	0	4	7	13	18	35	88	127	38	386		
XI	DISEASES OF THE DIGESTIVE SYSTEM (K00-K92)	M	2	0	0	0	4	3	4	23	26	28	10	100		
		F	0	0	0	0	0	2	8	22	31	30	11	104		
		T	2	0	0	0	4	5	12	45	57	58	21	204		
XII	DISEASES OF THE SKIN AND SUBCUTANEOUS TISSUE (L00-L98)	M	0	0	0	0	1	1	1	0	0	1	0	4		
		F	0	0	0	0	0	0	0	1	0	0	0	1		
		T	0	0	0	0	1	1	1	1	0	1	0	5		
XIII	DISEASES OF THE MUSCULOSKELETAL SYSTEM AND CONNECTIVE TISSUE (M00-M99)	M	1	0	0	0	0	0	0	0	1	0	0	2		
		F	0	0	0	0	0	1	2	0	0	0	0	3		
		T	1	0	0	0	0	1	2	0	1	0	0	5		
XIV	DISEASES OF THE GENITOURINARY SYSTEM (N00-N99)	M	1	2	0	3	2	8	7	9	29	39	17	117		
		F	0	0	0	2	1	3	4	10	17	39	15	91		
		T	1	2	0	5	3	11	11	19	46	78	32	208		
XV	PREGNANCY, CHILDBIRTH AND THE PUERPERIUM (O00-O99)	F	0	0	0	2	4	6	1	0	0	0	0	13		
		T	0	0	0	2	4	6	1	0	0	0	0	13		
		M	0	0	0	0	0	0	0	0	0	0	0	0		
XVI	CERTAIN CONDITIONS ORIGINATING IN THE PERINATAL PERIOD (P00-P96)	M	44	0	0	0	0	0	0	0	0	0	0	44		
		F	17	0	0	0	0	0	0	0	0	0	0	17		
		T	61	0	0	0	0	0	0	0	0	0	0	61		
XVII	CONGENITAL MALFORMATIONS, DEFORMATIONS AND CHROMOSOMAL ABNORMALITIES (Q00-Q99)	M	0	0	0	0	0	0	0	1	0	0	0	1		
		F	0	0	0	0	0	0	0	1	0	0	0	1		
		T	0	0	0	0	0	0	0	2	0	0	0	2		
XVIII	SYMPTOMS, SIGNS AND ABNORMAL CLINICAL AND LABORATORY FINDINGS N.E.C. (R00-R99)	M	2	1	3	5	13	14	22	36	26	35	19	176		
		F	3	1	1	3	8	18	6	22	21	22	18	123		
		T	5	2	4	8	21	32	28	58	47	57	37	299		
XIX	INJURY, POISONING AND CERTAIN OTHER CONSEQUENCES OF EXTERNAL CAUSES (S00-T98)	M	2	2	1	6	8	4	9	2	0	3	0	37		
		F	1	2	1	16	12	11	8	6	4	0	0	61		
		T	3	4	2	22	20	15	17	8	4	3	0	98		
XXII	Codes for Special Purposes (U00-U49)	M	0	0	0	1	14	37	85	106	48	137	0	428		
		F	0	0	0	0	6	7	25	43	20	28	0	129		
		T	0	0	0	1	20	44	110	149	68	165	0	557		
ALL CAUSES	M	88	34	32	86	204	403	676	890	618	1458	114	4603			
	F	44	11	26	87	140	223	355	498	433	803	90	2710			
	T	132	45	58	173	344	626	1031	1388	1051	2261	204	7313			

TABLE 7.15 :MEDICALLY CERTIFIED DEATHS BY AGE, SEX AND MAJOR CAUSE GROUPS (BASED UPON TENTH REVISION OF ICD) DURING 2020

KARNATAKA															
Major Group No.	CAUSE OF DEATH	Sex	AGE GROUPS												TOTAL
			<1	1-4	5-14	15-24	25-34	35-44	45-54	55-64	65-69	70+	N.S.		
1	2	3	4	5	6	7	8	9	10	11	12	13	14	15	
I	CERTAIN INFECTIOUS AND PARASITIC DISEASES (A00-B99)	M	29	75	139	268	562	1143	1464	1355	810	1401	162	7408	
		F	23	90	136	225	385	519	668	751	400	944	76	4217	
		T	52	165	275	493	947	1662	2132	2106	1210	2345	238	11625	
II	NEOPLASMS (C00-D48)	M	1	27	128	177	284	644	1195	1687	997	1750	216	7106	
		F	1	24	52	86	195	559	1056	1196	623	1192	140	5124	
		T	2	51	180	263	479	1203	2251	2883	1620	2942	356	12230	
III	DISEASES OF BLOOD & BLOOD FORMING ORGANS & CERTAIN DISORDERS INVOLVING THE IMMUNE MECHANISM (D50-D89)	M	0	37	37	74	84	142	187	183	92	243	44	1123	
		F	0	20	37	100	101	111	121	144	78	225	31	968	
		T	0	57	74	174	185	253	308	327	170	468	75	2091	
IV	ENDOCRINE, NUTRITIONAL AND METABOLIC DISEASES (E00-E89)	M	0	1	21	51	165	435	1092	1778	1037	2327	249	7156	
		F	0	3	29	48	75	221	618	1104	696	1774	118	4686	
		T	0	4	50	99	240	656	1710	2882	1733	4101	367	11842	
V	MENTAL AND BEHAVIOURAL DISORDERS (F01-F99)	M	0	0	0	6	20	27	33	75	32	61	23	277	
		F	0	0	0	3	2	6	2	34	20	26	2	95	
		T	0	0	0	9	22	33	35	109	52	87	25	372	
VI	DISEASES OF THE NERVOUS SYSTEM (G00-G98)	M	47	42	80	115	171	341	482	392	208	667	82	2627	
		F	38	25	55	89	87	115	173	154	103	395	40	1274	
		T	85	67	135	204	258	456	655	546	311	1062	122	3901	
VII	DISEASES OF THE EYE AND ADNEXA (H00-H59)	M	0	0	0	0	0	0	0	1	0	0	0	1	
		F	0	0	0	0	0	0	0	0	1	0	0	1	
		T	0	0	0	0	0	0	0	1	1	0	0	2	
VIII	DISEASES OF THE EAR AND MASTOID PROCESS (H60-H95)	M	0	0	0	0	0	0	1	1	0	0	0	2	
		F	0	0	0	0	0	0	0	0	0	0	0	0	
		T	0	0	0	0	0	0	1	1	0	0	0	2	
IX	DISEASES OF THE CIRCULATORY SYSTEM (I00-I99)	M	0	5	12	460	1232	2499	5006	6525	3908	8775	767	29189	
		F	0	3	7	295	521	988	2092	3298	2348	6646	379	16577	
		T	0	8	19	755	1753	3487	7098	9823	6256	15421	1146	45766	
X	DISEASES OF THE RESPIRATORY SYSTEM (J00-J98)	M	0	34	98	254	597	966	1862	2443	1424	3339	525	11542	
		F	0	28	87	207	297	418	777	1208	658	1842	203	5725	
		T	0	62	185	461	894	1384	2639	3651	2082	5181	728	17267	
XI	DISEASES OF THE DIGESTIVE SYSTEM (K00-K92)	M	0	13	44	173	611	1187	1688	1010	337	531	202	5796	
		F	0	12	25	120	112	155	330	225	101	313	39	1432	
		T	0	25	69	293	723	1342	2018	1235	438	844	241	7228	
XII	DISEASES OF THE SKIN AND SUBCUTANEOUS TISSUE (L00-L98)	M	0	0	3	1	7	26	58	64	29	67	24	279	
		F	0	0	1	3	7	7	13	40	11	38	9	129	
		T	0	0	4	4	14	33	71	104	40	105	33	408	
XIII	DISEASES OF THE MUSCULOSKELETAL SYSTEM AND CONNECTIVE TISSUE (M00-M99)	M	0	0	2	3	3	7	8	8	6	21	3	61	
		F	0	0	1	4	8	6	1	9	6	20	2	57	
		T	0	0	3	7	11	13	9	17	12	41	5	118	
XIV	DISEASES OF THE GENITOURINARY SYSTEM (N00-N99)	M	0	0	31	114	229	447	904	1139	677	1470	198	5209	
		F	0	1	33	81	133	209	441	558	348	817	79	2700	
		T	0	1	64	195	362	656	1345	1697	1025	2287	277	7909	
XV	PREGNANCY, CHILDBIRTH AND THE PUERPERIUM (O00-O99)	F	0	0	0	100	117	26	10	0	0	0	0	253	
		T	0	0	0	100	117	26	10	0	0	0	0	253	
		M	4515	0	0	0	0	0	0	0	0	0	0	4515	
XVI	CERTAIN CONDITIONS ORIGINATING IN THE PERINATAL PERIOD (P00-P96)	F	3213	0	0	0	0	0	0	0	0	0	0	3213	
		T	7728	0	0	0	0	0	0	0	0	0	0	7728	
		M	611	178	201	0	0	0	0	0	0	0	0	990	
XVII	CONGENITAL MALFORMATIONS, DEFORMATIONS AND CHROMOSOMAL ABNORMALITIES (Q00-Q99)	F	476	125	125	0	0	0	0	0	0	0	0	726	
		T	1087	303	326	0	0	0	0	0	0	0	0	1716	
		M	0	19	17	45	91	144	286	334	181	1705	291	3113	
XVIII	SYMPTOMS, SIGNS AND ABNORMAL CLINICAL AND LABORATORY FINDINGS N.E.C. (R00-R99)	F	0	13	8	37	48	93	196	80	134	1514	165	2288	
		T	0	32	25	82	139	237	482	414	315	3219	456	5401	
		M	10	47	106	654	1117	974	947	708	271	432	31	5297	
XIX	INJURY, POISONING AND CERTAIN OTHER CONSEQUENCES OF EXTERNAL CAUSES (S00-T98)	F	19	37	82	298	326	264	277	250	117	292	9	1971	
		T	29	84	188	952	1443	1238	1224	958	388	724	40	7268	
		M	12	6	12	75	294	856	1785	2775	1680	3350	405	11250	
XXII	Codes for Special Purposes (U00-U49)	F	3	7	6	50	99	277	650	1099	634	1258	143	4226	
		T	15	13	18	125	393	1133	2435	3874	2314	4608	548	15476	
		M	5225	484	931	2470	5467	9838	16998	20478	11689	26139	3222	102941	
ALL CAUSES		F	3773	388	684	1746	2513	3974	7425	10150	6278	17296	1435	55662	
		T	8998	872	1615	4216	7980	13812	24423	30628	17967	43435	4657	158603	

TABLE 7.16 :MEDICALLY CERTIFIED DEATHS BY AGE, SEX AND MAJOR CAUSE GROUPS (BASED UPON TENTH REVISION OF ICD) DURING 2020

KERALA																
Major Group No.	CAUSE OF DEATH	Sex	AGE GROUPS												N.S.	TOTAL
			<1	1-4	5-14	15-24	25-34	35-44	45-54	55-64	65-69	70+				
1	2	3	4	5	6	7	8	9	10	11	12	13	14	15		
I	CERTAIN INFECTIOUS AND PARASITIC DISEASES (A00-B99)	M	8	3	3	16	20	64	121	132	71	126	4	568		
		F	3	3	5	16	12	28	46	60	33	83	1	290		
		T	11	6	8	32	32	92	167	192	104	209	5	858		
II	NEOPLASMS (C00-D48)	M	2	12	47	52	51	113	333	759	440	841	13	2663		
		F	2	7	21	35	60	145	338	444	208	374	4	1638		
		T	4	19	68	87	111	258	671	1203	648	1215	17	4301		
III	DISEASES OF BLOOD & BLOOD FORMING ORGANS & CERTAIN DISORDERS INVOLVING THE IMMUNE MECHANISM (D50-D89)	M	3	3	5	10	8	15	20	25	11	40	1	141		
		F	0	2	7	9	5	14	24	29	16	44	3	153		
		T	3	5	12	19	13	29	44	54	27	84	4	294		
IV	ENDOCRINE, NUTRITIONAL AND METABOLIC DISEASES (E00-E89)	M	3	1	4	8	19	103	375	683	436	833	20	2485		
		F	8	2	2	8	15	58	220	455	322	778	11	1879		
		T	11	3	6	16	34	161	595	1138	758	1611	31	4364		
V	MENTAL AND BEHAVIOURAL DISORDERS (F01-F99)	M	0	0	0	0	1	1	2	1	2	1	0	8		
		F	0	0	0	0	0	0	0	1	0	3	0	4		
		T	0	0	0	0	1	1	2	2	2	4	0	12		
VI	DISEASES OF THE NERVOUS SYSTEM (G00-G98)	M	6	11	15	12	9	13	31	34	23	67	1	222		
		F	4	5	6	8	13	14	30	21	19	45	1	166		
		T	10	16	21	20	22	27	61	55	42	112	2	388		
VII	DISEASES OF THE EYE AND ADNEXA (H00-H59)	M	0	0	0	0	0	0	0	0	0	0	0	0		
		F	0	0	0	0	0	0	0	0	0	0	0	0		
		T	0	0	0	0	0	0	0	0	0	0	0	0		
VIII	DISEASES OF THE EAR AND MASTOID PROCESS (H60-H95)	M	0	0	0	0	0	0	0	0	0	0	0	0		
		F	0	0	0	0	0	0	0	0	0	0	0	0		
		T	0	0	0	0	0	0	0	0	0	0	0	0		
IX	DISEASES OF THE CIRCULATORY SYSTEM (I00-I99)	M	0	2	11	14	58	204	658	1083	818	1920	46	4814		
		F	2	2	5	24	28	73	315	636	457	1681	21	3244		
		T	2	4	16	38	86	277	973	1719	1275	3601	67	8058		
X	DISEASES OF THE RESPIRATORY SYSTEM (J00-J98)	M	8	3	9	15	13	42	100	209	211	586	2	1198		
		F	4	8	3	7	10	24	31	85	60	268	1	501		
		T	12	11	12	22	23	66	131	294	271	854	3	1699		
XI	DISEASES OF THE DIGESTIVE SYSTEM (K00-K92)	M	1	2	3	18	53	161	402	433	165	223	6	1467		
		F	0	3	3	7	12	21	53	102	59	145	3	408		
		T	1	5	6	25	65	182	455	535	224	368	9	1875		
XII	DISEASES OF THE SKIN AND SUBCUTANEOUS TISSUE (L00-L98)	M	0	0	1	0	2	1	5	3	3	14	0	29		
		F	0	0	2	0	2	1	2	11	1	4	0	23		
		T	0	0	3	0	4	2	7	14	4	18	0	52		
XIII	DISEASES OF THE MUSCULOSKELETAL SYSTEM AND CONNECTIVE TISSUE (M00-M99)	M	0	0	2	2	2	7	5	9	2	17	0	46		
		F	1	0	1	8	6	13	5	9	1	21	0	65		
		T	1	0	3	10	8	20	10	18	3	38	0	111		
XIV	DISEASES OF THE GENITOURINARY SYSTEM (N00-N99)	M	0	1	5	6	21	30	96	140	78	167	0	544		
		F	0	1	3	2	14	24	45	74	40	109	0	312		
		T	0	2	8	8	35	54	141	214	118	276	0	856		
XV	PREGNANCY, CHILDBIRTH AND THE PUERPERIUM (O00-O99)	F	0	0	0	3	15	2	1	0	0	0	0	21		
		T	0	0	0	3	15	2	1	0	0	0	0	21		
		M	293	0	0	0	0	0	0	0	0	0	0	293		
XVI	CERTAIN CONDITIONS ORIGINATING IN THE PERINATAL PERIOD (P00-P96)	F	251	0	0	0	0	0	0	0	0	0	0	251		
		T	544	0	0	0	0	0	0	0	0	0	0	544		
		M	177	12	8	7	4	1	2	4	0	0	0	215		
XVII	CONGENITAL MALFORMATIONS, DEFORMATIONS AND CHROMOSOMAL ABNORMALITIES (Q00-Q99)	F	154	14	11	7	5	4	5	2	0	0	0	202		
		T	331	26	19	14	9	5	7	6	0	0	0	417		
		M	2	3	6	47	72	115	184	189	86	112	22	838		
XVIII	SYMPTOMS, SIGNS AND ABNORMAL CLINICAL AND LABORATORY FINDINGS N.E.C. (R00-R99)	F	3	3	4	29	27	31	66	54	41	93	7	358		
		T	5	6	10	76	99	146	250	243	127	205	29	1196		
		M	8	8	13	74	86	93	123	126	67	81	2	681		
XIX	INJURY, POISONING AND CERTAIN OTHER CONSEQUENCES OF EXTERNAL CAUSES (S00-T98)	F	2	8	16	36	40	40	42	58	19	56	0	317		
		T	10	16	29	110	126	133	165	184	86	137	2	998		
		M	1	2	1	10	17	56	146	328	270	593	11	1435		
XXII	Codes for Special Purposes (U00-U49)	F	0	1	1	4	8	23	68	177	115	313	3	713		
		T	1	3	2	14	25	79	214	505	385	906	14	2148		
		M	512	63	133	291	436	1019	2603	4158	2683	5621	128	17647		
ALL CAUSES		F	434	59	90	203	272	515	1291	2218	1391	4017	55	10545		
		T	946	122	223	494	708	1534	3894	6376	4074	9638	183	28192		

TABLE 7.17 :MEDICALLY CERTIFIED DEATHS BY AGE, SEX AND MAJOR CAUSE GROUPS (BASED UPON TENTH REVISION OF ICD) DURING 2020

LAKSHADWEEP

Major Group No.	CAUSE OF DEATH	Sex	AGE GROUPS												N.S.	TOTAL
			<1	1-4	5-14	15-24	25-34	35-44	45-54	55-64	65-69	70+				
1	2	3	4	5	6	7	8	9	10	11	12	13	14	15		
I	CERTAIN INFECTIOUS AND PARASITIC DISEASES (A00-B99)	M	0	0	0	0	0	0	0	0	0	0	0	0	0	
		F	0	0	0	0	0	0	0	0	0	0	0	0	0	
		T	0	0	0	0	0	0	0	0	0	0	0	0	0	
II	NEOPLASMS (C00-D48)	M	0	0	0	0	0	0	0	1	1	2	6	0	10	
		F	0	0	0	0	0	0	0	0	0	2	5	0	7	
		T	0	0	0	0	0	0	0	1	1	4	11	0	17	
III	DISEASES OF BLOOD & BLOOD FORMING ORGANS & CERTAIN DISORDERS INVOLVING THE IMMUNE MECHANISM (D50-D89)	M	0	0	0	0	0	0	0	0	0	0	0	0	0	
		F	0	0	0	0	0	0	0	0	0	0	0	0	0	
		T	0	0	0	0	0	0	0	0	0	0	0	0	0	
IV	ENDOCRINE, NUTRITIONAL AND METABOLIC DISEASES (E00-E89)	M	0	0	0	0	0	0	0	0	1	0	24	0	25	
		F	0	0	0	0	0	0	0	0	2	3	19	0	24	
		T	0	0	0	0	0	0	0	0	3	3	43	0	49	
V	MENTAL AND BEHAVIOURAL DISORDERS (F01-F99)	M	0	0	0	0	0	0	0	0	0	0	0	0	0	
		F	0	0	0	0	0	0	0	0	0	0	0	0	0	
		T	0	0	0	0	0	0	0	0	0	0	0	0	0	
VI	DISEASES OF THE NERVOUS SYSTEM (G00-G98)	M	0	0	0	0	0	0	0	0	0	0	0	0	0	
		F	0	0	0	0	0	0	0	0	0	0	0	0	0	
		T	0	0	0	0	0	0	0	0	0	0	0	0	0	
VII	DISEASES OF THE EYE AND ADNEXA (H00-H59)	M	0	0	0	0	0	0	0	0	0	0	0	0	0	
		F	0	0	0	0	0	0	0	0	0	0	0	0	0	
		T	0	0	0	0	0	0	0	0	0	0	0	0	0	
VIII	DISEASES OF THE EAR AND MASTOID PROCESS (H60-H95)	M	0	0	0	0	0	0	0	0	0	0	0	0	0	
		F	0	0	0	0	0	0	0	0	0	0	0	0	0	
		T	0	0	0	0	0	0	0	0	0	0	0	0	0	
IX	DISEASES OF THE CIRCULATORY SYSTEM (I00-I99)	M	2	0	0	0	0	0	1	10	5	17	74	0	109	
		F	0	0	0	0	0	0	2	4	7	17	58	0	88	
		T	2	0	0	0	0	0	3	14	12	34	132	0	197	
X	DISEASES OF THE RESPIRATORY SYSTEM (J00-J98)	M	0	0	0	0	0	0	0	1	2	6	16	0	25	
		F	0	0	0	0	0	1	0	0	1	3	13	0	18	
		T	0	0	0	0	0	1	0	1	3	9	29	0	43	
XI	DISEASES OF THE DIGESTIVE SYSTEM (K00-K92)	M	0	0	0	0	0	0	0	0	0	2	1	0	3	
		F	0	0	0	0	0	0	0	0	0	2	3	0	5	
		T	0	0	0	0	0	0	0	0	0	4	4	0	8	
XII	DISEASES OF THE SKIN AND SUBCUTANEOUS TISSUE (L00-L98)	M	0	0	0	0	0	0	0	0	0	0	0	0	0	
		F	0	0	0	0	0	0	0	0	0	0	0	0	0	
		T	0	0	0	0	0	0	0	0	0	0	0	0	0	
XIII	DISEASES OF THE MUSCULOSKELETAL SYSTEM AND CONNECTIVE TISSUE (M00-M99)	M	0	0	0	0	0	0	0	0	0	0	0	0	0	
		F	0	0	0	0	0	0	0	0	0	0	0	0	0	
		T	0	0	0	0	0	0	0	0	0	0	0	0	0	
XIV	DISEASES OF THE GENITOURINARY SYSTEM (N00-N99)	M	0	0	0	0	0	0	1	0	0	1	8	0	10	
		F	0	0	0	0	0	0	0	0	0	3	8	0	11	
		T	0	0	0	0	0	0	1	0	0	4	16	0	21	
XV	PREGNANCY, CHILDBIRTH AND THE PUERPERIUM (O00-O99)	F	0	0	0	0	0	0	1	2	0	0	0	1	4	
		T	0	0	0	0	0	0	1	2	0	0	0	1	4	
XVI	CERTAIN CONDITIONS ORIGINATING IN THE PERINATAL PERIOD (P00-P96)	M	0	0	0	0	0	0	0	0	0	0	0	0	0	
		F	0	0	0	0	0	0	0	0	0	0	0	0	0	
		T	0	0	0	0	0	0	0	0	0	0	0	0	0	
XVII	CONGENITAL MALFORMATIONS, DEFORMATIONS AND CHROMOSOMAL ABNORMALITIES (Q00-Q99)	M	0	0	0	0	0	0	0	0	0	0	0	0	0	
		F	0	0	0	0	0	0	0	0	0	0	0	0	0	
		T	0	0	0	0	0	0	0	0	0	0	0	0	0	
XVIII	SYMPTOMS, SIGNS AND ABNORMAL CLINICAL AND LABORATORY FINDINGS N.E.C. (R00-R99)	M	0	0	0	0	0	0	0	0	0	0	0	0	0	
		F	0	0	0	0	0	0	0	0	0	0	0	0	0	
		T	0	0	0	0	0	0	0	0	0	0	0	0	0	
XIX	INJURY, POISONING AND CERTAIN OTHER CONSEQUENCES OF EXTERNAL CAUSES (S00-T98)	M	0	2	0	0	0	0	0	0	0	0	0	0	2	
		F	0	0	0	0	0	0	0	0	0	0	0	0	0	
		T	0	2	0	0	0	0	0	0	0	0	0	0	2	
XXII	Codes for Special Purposes (U00-U49)	M	0	0	0	0	0	0	0	0	0	0	0	0	0	
		F	0	0	0	0	0	0	0	0	0	0	0	0	0	
		T	0	0	0	0	0	0	0	0	0	0	0	0	0	
ALL CAUSES	M	2	2	0	0	0	0	2	12	9	28	129	0	184		
	F	0	0	0	0	0	1	3	6	10	30	106	1	157		
	T	2	2	0	0	0	1	5	18	19	58	235	1	341		

TABLE 7.18 :MEDICALLY CERTIFIED DEATHS BY AGE, SEX AND MAJOR CAUSE GROUPS (BASED UPON TENTH REVISION OF ICD) DURING 2020

MADHYA PRADESH

Major Group No.	CAUSE OF DEATH	Sex	AGE GROUPS												N.S.	TOTAL
			<1	1-4	5-14	15-24	25-34	35-44	45-54	55-64	65-69	70+	13	14		
1	2	3	4	5	6	7	8	9	10	11	12	13	14	15		
I	CERTAIN INFECTIOUS AND PARASITIC DISEASES (A00-B99)	M	0	25	44	104	165	188	229	259	115	164	0	1293		
		F	0	17	21	100	86	85	86	98	64	61	0	618		
		T	0	42	65	204	251	273	315	357	179	225	0	1911		
II	NEOPLASMS (C00-D48)	M	0	0	7	19	15	17	36	36	27	23	0	180		
		F	0	0	5	11	15	14	18	25	5	9	0	102		
		T	0	0	12	30	30	31	54	61	32	32	0	282		
III	DISEASES OF BLOOD & BLOOD FORMING ORGANS & CERTAIN DISORDERS INVOLVING THE IMMUNE MECHANISM (D50-D89)	M	0	22	17	36	42	54	62	59	31	25	0	348		
		F	0	17	12	75	49	39	27	30	23	16	0	288		
		T	0	39	29	111	91	93	89	89	54	41	0	636		
IV	ENDOCRINE, NUTRITIONAL AND METABOLIC DISEASES (E00-E89)	M	0	4	11	30	48	62	175	281	172	203	0	986		
		F	0	2	3	15	21	44	81	163	89	120	0	538		
		T	0	6	14	45	69	106	256	444	261	323	0	1524		
V	MENTAL AND BEHAVIOURAL DISORDERS (F01-F99)	M	0	0	0	1	0	0	0	1	0	0	0	2		
		F	0	0	0	0	1	0	0	0	0	0	0	1		
		T	0	0	0	1	1	0	0	1	0	0	0	3		
VI	DISEASES OF THE NERVOUS SYSTEM (G00-G98)	M	0	15	18	39	27	37	54	38	18	30	0	276		
		F	0	9	16	24	13	10	19	12	9	9	0	121		
		T	0	24	34	63	40	47	73	50	27	39	0	397		
VII	DISEASES OF THE EYE AND ADNEXA (H00-H59)	M	0	0	0	0	0	0	0	0	0	0	0	0		
		F	0	0	0	0	0	0	0	0	0	0	0	0		
		T	0	0	0	0	0	0	0	0	0	0	0	0		
VIII	DISEASES OF THE EAR AND MASTOID PROCESS (H60-H95)	M	0	0	0	0	0	0	0	0	0	1	0	1		
		F	0	0	0	0	0	0	0	0	0	0	0	0		
		T	0	0	0	0	0	0	0	0	0	1	0	1		
IX	DISEASES OF THE CIRCULATORY SYSTEM (I00-I99)	M	0	49	109	374	453	669	1181	1476	929	1244	0	6484		
		F	0	36	73	233	280	338	478	705	464	546	0	3153		
		T	0	85	182	607	733	1007	1659	2181	1393	1790	0	9637		
X	DISEASES OF THE RESPIRATORY SYSTEM (J00-J98)	M	0	20	41	79	127	162	315	440	300	394	0	1878		
		F	0	6	16	37	57	63	112	156	94	121	0	662		
		T	0	26	57	116	184	225	427	596	394	515	0	2540		
XI	DISEASES OF THE DIGESTIVE SYSTEM (K00-K92)	M	0	0	2	14	24	38	41	29	5	9	0	162		
		F	0	1	1	3	3	4	0	5	2	1	0	20		
		T	0	1	3	17	27	42	41	34	7	10	0	182		
XII	DISEASES OF THE SKIN AND SUBCUTANEOUS TISSUE (L00-L98)	M	0	0	0	1	0	1	0	2	1	2	0	7		
		F	0	0	0	0	0	0	0	0	0	1	0	1		
		T	0	0	0	1	0	1	0	2	1	3	0	8		
XIII	DISEASES OF THE MUSCULOSKELETAL SYSTEM AND CONNECTIVE TISSUE (M00-M99)	M	0	0	0	0	0	0	0	0	0	0	0	0		
		F	0	0	0	0	0	0	0	0	1	0	0	1		
		T	0	0	0	0	0	0	0	0	1	0	0	1		
XIV	DISEASES OF THE GENITOURINARY SYSTEM (N00-N99)	M	0	2	2	11	13	13	25	32	10	20	0	128		
		F	0	0	1	5	10	3	12	18	7	8	0	64		
		T	0	2	3	16	23	16	37	50	17	28	0	192		
XV	PREGNANCY, CHILDBIRTH AND THE PUERPERIUM (O00-O99)	F	0	0	0	59	69	88	86	0	0	0	0	302		
		T	0	0	0	59	69	88	86	0	0	0	0	302		
		M	2971	0	0	0	0	0	0	0	0	0	0	2971		
XVI	CERTAIN CONDITIONS ORIGINATING IN THE PERINATAL PERIOD (P00-P96)	F	1729	0	0	0	0	0	0	0	0	0	0	1729		
		T	4700	0	0	0	0	0	0	0	0	0	0	4700		
		M	0	0	0	0	0	0	0	0	0	0	0	0		
XVII	CONGENITAL MALFORMATIONS, DEFORMATIONS AND CHROMOSOMAL ABNORMALITIES (Q00-Q99)	M	0	0	0	0	0	0	0	0	0	0	0	0		
		F	0	0	0	0	0	0	0	0	0	0	0	0		
		T	0	0	0	0	0	0	0	0	0	0	0	0		
XVIII	SYMPTOMS, SIGNS AND ABNORMAL CLINICAL AND LABORATORY FINDINGS N.E.C. (R00-R99)	M	0	86	202	626	830	912	1296	1430	814	973	0	7169		
		F	0	69	129	408	427	445	559	705	366	472	0	3580		
		T	0	155	331	1034	1257	1357	1855	2135	1180	1445	0	10749		
XIX	INJURY, POISONING AND CERTAIN OTHER CONSEQUENCES OF EXTERNAL CAUSES (S00-T98)	M	0	15	23	153	198	142	127	76	43	51	0	828		
		F	0	11	10	90	77	59	66	37	14	23	0	387		
		T	0	26	33	243	275	201	193	113	57	74	0	1215		
XXII	Codes for Special Purposes (U00-U49)	M	0	0	8	26	35	52	112	162	79	150	0	624		
		F	0	1	4	7	16	26	33	63	21	30	0	201		
		T	0	1	12	33	51	78	145	225	100	180	0	825		
ALL CAUSES	M	2971	238	484	1513	1977	2347	3653	4321	2544	3289	0	23337			
	F	1729	169	291	1067	1124	1218	1577	2018	1158	1417	0	11768			
	T	4700	407	775	2580	3101	3565	5230	6339	3702	4706	0	35105			

TABLE 7.19 :MEDICALLY CERTIFIED DEATHS BY AGE, SEX AND MAJOR CAUSE GROUPS (BASED UPON TENTH REVISION OF ICD) DURING 2020

MAHARASHTRA															
Major Group No.	CAUSE OF DEATH	Sex	AGE GROUPS												TOTAL
			<1	1-4	5-14	15-24	25-34	35-44	45-54	55-64	65-69	70+	N.S.		
1	2	3	4	5	6	7	8	9	10	11	12	13	14	15	
I	CERTAIN INFECTIOUS AND PARASITIC DISEASES (A00-B99)	M	267	107	230	630	1221	1766	2105	2062	1014	2332	118	11852	
		F	167	76	245	718	643	828	932	902	532	1470	37	6550	
		T	434	183	475	1348	1864	2594	3037	2964	1546	3802	155	18402	
II	NEOPLASMS (C00-D48)	M	12	54	125	154	224	629	1762	3178	1862	4363	199	12562	
		F	7	33	76	76	152	437	1259	2915	1610	3146	104	9815	
		T	19	87	201	230	376	1066	3021	6093	3472	7509	303	22377	
III	DISEASES OF BLOOD & BLOOD FORMING ORGANS & CERTAIN DISORDERS INVOLVING THE IMMUNE MECHANISM (D50-D89)	M	21	14	127	171	173	198	268	281	161	753	21	2188	
		F	15	19	91	141	120	133	151	198	138	683	8	1697	
		T	36	33	218	312	293	331	419	479	299	1436	29	3885	
IV	ENDOCRINE, NUTRITIONAL AND METABOLIC DISEASES (E00-E89)	M	89	35	49	58	380	966	2848	5414	3610	9815	7	23271	
		F	57	22	23	47	192	445	1497	3172	2364	7701	19	15539	
		T	146	57	72	105	572	1411	4345	8586	5974	17516	26	38810	
V	MENTAL AND BEHAVIOURAL DISORDERS (F01-F99)	M	1	1	16	51	75	148	158	144	60	236	12	902	
		F	0	1	8	8	13	24	21	25	19	146	4	269	
		T	1	2	24	59	88	172	179	169	79	382	16	1171	
VI	DISEASES OF THE NERVOUS SYSTEM (G00-G98)	M	151	78	181	234	320	488	567	851	518	1927	43	5358	
		F	90	34	92	135	107	145	230	310	245	1105	25	2518	
		T	241	112	273	369	427	633	797	1161	763	3032	68	7876	
VII	DISEASES OF THE EYE AND ADNEXA (H00-H59)	M	0	0	0	0	0	0	2	0	0	2	0	4	
		F	0	0	0	0	0	0	2	1	1	1	2	0	
		T	0	0	0	0	0	0	4	1	1	4	0	10	
VIII	DISEASES OF THE EAR AND MASTOID PROCESS (H60-H95)	M	0	0	1	1	0	1	0	4	0	6	0	13	
		F	0	0	0	1	0	1	0	0	0	1	0	3	
		T	0	0	1	2	0	2	0	4	0	7	0	16	
IX	DISEASES OF THE CIRCULATORY SYSTEM (I00-I99)	M	21	22	51	187	1062	4535	8996	12838	7992	25262	98	61064	
		F	11	10	18	75	410	1210	2698	4687	3436	16002	29	28586	
		T	32	32	69	262	1472	5745	11694	17525	11428	41264	127	89650	
X	DISEASES OF THE RESPIRATORY SYSTEM (J00-J98)	M	323	136	300	460	654	1048	1791	2829	1858	5956	25	15380	
		F	200	69	106	209	271	441	792	1451	1025	3949	75	8588	
		T	523	205	406	669	925	1489	2583	4280	2883	9905	100	23968	
XI	DISEASES OF THE DIGESTIVE SYSTEM (K00-K92)	M	18	20	93	317	1273	2523	2713	2076	742	1222	123	11120	
		F	6	7	48	118	176	233	331	436	220	723	53	2351	
		T	24	27	141	435	1449	2756	3044	2512	962	1945	176	13471	
XII	DISEASES OF THE SKIN AND SUBCUTANEOUS TISSUE (L00-L98)	M	7	1	6	10	22	53	70	89	59	210	35	562	
		F	2	1	2	7	11	19	28	45	39	202	6	362	
		T	9	2	8	17	33	72	98	134	98	412	41	924	
XIII	DISEASES OF THE MUSCULOSKELETAL SYSTEM AND CONNECTIVE TISSUE (M00-M99)	M	3	0	7	33	32	55	71	89	58	302	11	661	
		F	0	0	6	37	40	76	97	122	85	347	14	824	
		T	3	0	13	70	72	131	168	211	143	649	25	1485	
XIV	DISEASES OF THE GENITOURINARY SYSTEM (N00-N99)	M	4	15	82	161	243	379	565	879	515	1803	46	4692	
		F	4	10	36	55	118	183	310	392	289	1134	12	2543	
		T	8	25	118	216	361	562	875	1271	804	2937	58	7235	
XV	PREGNANCY, CHILDBIRTH AND THE PUERPERIUM (O00-O99)	F	0	0	0	145	227	91	3	0	0	0	0	466	
		T	0	0	0	145	227	91	3	0	0	0	0	466	
		M	5156	1	0	0	0	0	0	0	0	0	0	5157	
XVI	CERTAIN CONDITIONS ORIGINATING IN THE PERINATAL PERIOD (P00-P96)	F	3091	0	0	0	0	0	0	0	0	0	0	3091	
		T	8247	1	0	0	0	0	0	0	0	0	0	8248	
		M	845	51	29	34	18	24	31	19	6	23	35	1115	
XVII	CONGENITAL MALFORMATIONS, DEFORMATIONS AND CHROMOSOMAL ABNORMALITIES (Q00-Q99)	F	568	25	22	31	20	18	19	13	4	6	13	739	
		T	1413	76	51	65	38	42	50	32	10	29	48	1854	
		M	186	194	744	1116	1662	1990	1580	2723	1873	8199	39	20306	
XVIII	SYMPTOMS, SIGNS AND ABNORMAL CLINICAL AND LABORATORY FINDINGS N.E.C. (R00-R99)	F	175	127	256	430	485	439	553	918	828	6104	6	10321	
		T	361	321	1000	1546	2147	2429	2133	3641	2701	14303	45	30627	
		M	64	79	277	1946	2667	2363	1864	1457	561	1298	461	13037	
XIX	INJURY, POISONING AND CERTAIN OTHER CONSEQUENCES OF EXTERNAL CAUSES (S00-T98)	F	4	12	35	135	135	107	92	100	65	288	63	1036	
		T	68	91	312	2081	2802	2470	1956	1557	626	1586	524	14073	
		M	52	14	76	272	1057	2751	6848	10920	6412	14134	2275	44811	
XXII	Codes for Special Purposes (U00-U49)	F	25	12	42	172	365	893	2323	4124	2535	5425	485	16401	
		T	77	26	118	444	1422	3644	9171	15044	8947	19559	2760	61212	
		M	7220	822	2394	5835	11083	19917	32239	45853	27301	77843	3548	234055	
ALL CAUSES		F	4422	458	1106	2540	3485	5723	11338	19811	13435	48434	953	111705	
		T	11642	1280	3500	8375	14568	25640	43577	65664	40736	126277	4501	345760	

TABLE 7.20 :MEDICALLY CERTIFIED DEATHS BY AGE, SEX AND MAJOR CAUSE GROUPS (BASED UPON TENTH REVISION OF ICD) DURING 2020

MANIPUR

Major Group No.	CAUSE OF DEATH	Sex	AGE GROUPS											N.S.	TOTAL
			<1	1-4	5-14	15-24	25-34	35-44	45-54	55-64	65-69	70+			
1	2	3	4	5	6	7	8	9	10	11	12	13	14	15	
I	CERTAIN INFECTIOUS AND PARASITIC DISEASES (A00-B99)	M	2	0	3	4	12	20	22	16	7	21	0	107	
		F	6	0	4	6	10	3	11	8	1	4	0	53	
		T	8	0	7	10	22	23	33	24	8	25	0	160	
II	NEOPLASMS (C00-D48)	M	0	0	2	0	0	6	9	16	5	9	0	47	
		F	0	0	0	1	5	6	9	8	5	7	0	41	
		T	0	0	2	1	5	12	18	24	10	16	0	88	
III	DISEASES OF BLOOD & BLOOD FORMING ORGANS & CERTAIN DISORDERS INVOLVING THE IMMUNE MECHANISM (D50-D89)	M	2	0	2	2	2	1	1	2	2	5	0	19	
		F	2	0	0	3	3	0	2	3	1	3	0	17	
		T	4	0	2	5	5	1	3	5	3	8	0	36	
IV	ENDOCRINE, NUTRITIONAL AND METABOLIC DISEASES (E00-E89)	M	0	0	1	0	0	5	20	33	7	22	0	88	
		F	2	0	0	0	3	6	12	17	14	24	0	78	
		T	2	0	1	0	3	11	32	50	21	46	0	166	
V	MENTAL AND BEHAVIOURAL DISORDERS (F01-F99)	M	0	0	0	0	0	1	0	1	0	0	0	2	
		F	0	0	0	0	0	0	0	0	0	0	0	0	
		T	0	0	0	0	0	1	0	1	0	0	0	2	
VI	DISEASES OF THE NERVOUS SYSTEM (G00-G98)	M	2	0	2	4	3	2	2	4	0	2	0	21	
		F	6	0	0	0	3	2	2	2	4	0	0	17	
		T	8	0	2	4	3	5	4	6	4	2	0	38	
VII	DISEASES OF THE EYE AND ADNEXA (H00-H59)	M	0	0	0	0	0	0	0	0	0	0	0	0	
		F	0	0	0	0	0	0	0	0	0	0	0	0	
		T	0	0	0	0	0	0	0	0	0	0	0	0	
VIII	DISEASES OF THE EAR AND MASTOID PROCESS (H60-H95)	M	0	0	0	0	0	0	0	0	0	0	0	0	
		F	0	0	0	0	0	0	0	0	0	0	0	0	
		T	0	0	0	0	0	0	0	0	0	0	0	0	
IX	DISEASES OF THE CIRCULATORY SYSTEM (I00-I99)	M	10	1	1	8	13	20	42	44	38	87	0	264	
		F	3	0	0	2	8	10	18	23	10	40	0	114	
		T	13	1	1	10	21	30	60	67	48	127	0	378	
X	DISEASES OF THE RESPIRATORY SYSTEM (J00-J98)	M	6	2	2	5	8	9	25	17	14	44	1	133	
		F	12	0	0	1	4	1	4	8	4	26	0	60	
		T	18	2	2	6	12	10	29	25	18	70	1	193	
XI	DISEASES OF THE DIGESTIVE SYSTEM (K00-K92)	M	0	0	0	4	18	51	70	51	14	10	1	219	
		F	0	0	0	0	5	5	11	14	2	8	0	45	
		T	0	0	0	4	23	56	81	65	16	18	1	264	
XII	DISEASES OF THE SKIN AND SUBCUTANEOUS TISSUE (L00-L98)	M	0	0	0	0	0	0	0	0	0	0	0	0	
		F	0	0	0	0	0	0	0	0	0	1	0	1	
		T	0	0	0	0	0	0	0	0	0	1	0	1	
XIII	DISEASES OF THE MUSCULOSKELETAL SYSTEM AND CONNECTIVE TISSUE (M00-M99)	M	0	0	0	0	0	0	1	1	0	0	0	2	
		F	0	0	0	1	1	2	0	0	0	1	0	5	
		T	0	0	0	1	1	2	1	1	0	1	0	7	
XIV	DISEASES OF THE GENITOURINARY SYSTEM (N00-N99)	M	0	0	0	6	1	8	8	14	5	14	0	56	
		F	1	0	0	2	3	2	5	4	2	4	0	23	
		T	1	0	0	8	4	10	13	18	7	18	0	79	
XV	PREGNANCY, CHILDBIRTH AND THE PUERPERIUM (O00-O99)	F	0	0	0	3	0	0	0	0	0	0	0	3	
		T	0	0	0	3	0	0	0	0	0	0	0	3	
XVI	CERTAIN CONDITIONS ORIGINATING IN THE PERINATAL PERIOD (P00-P96)	M	49	0	0	0	0	0	0	0	0	0	0	49	
		F	19	0	0	0	0	0	0	0	0	0	0	19	
		T	68	0	0	0	0	0	0	0	0	0	0	68	
XVII	CONGENITAL MALFORMATIONS, DEFORMATIONS AND CHROMOSOMAL ABNORMALITIES (Q00-Q99)	M	0	0	0	0	0	0	0	0	0	0	0	0	
		F	1	0	0	0	1	0	0	0	0	0	0	2	
		T	1	0	0	0	1	0	0	0	0	0	0	2	
XVIII	SYMPTOMS, SIGNS AND ABNORMAL CLINICAL AND LABORATORY FINDINGS N.E.C. (R00-R99)	M	6	4	5	16	22	42	60	46	22	38	0	261	
		F	13	0	3	5	9	10	11	19	9	13	0	92	
		T	19	4	8	21	31	52	71	65	31	51	0	353	
XIX	INJURY, POISONING AND CERTAIN OTHER CONSEQUENCES OF EXTERNAL CAUSES (S00-T98)	M	0	1	0	14	16	7	12	4	2	6	1	63	
		F	0	0	1	2	1	2	0	1	1	2	0	10	
		T	0	1	1	16	17	9	12	5	3	8	1	73	
XXII	Codes for Special Purposes (U00-U49)	M	0	0	1	2	5	26	40	60	31	86	0	251	
		F	0	0	0	1	6	10	13	29	7	38	0	104	
		T	0	0	1	3	11	36	53	89	38	124	0	355	
ALL CAUSES	M	77	8	19	65	100	198	312	309	147	344	3	1582		
	F	65	0	8	27	59	60	98	136	60	171	0	684		
	T	142	8	27	92	159	258	410	445	207	515	3	2266		

TABLE 7.21 :MEDICALLY CERTIFIED DEATHS BY AGE, SEX AND MAJOR CAUSE GROUPS (BASED UPON TENTH REVISION OF ICD) DURING 2020

MEGHALAYA

Major Group No.	CAUSE OF DEATH	Sex	AGE GROUPS											N.S.	TOTAL
			<1	1-4	5-14	15-24	25-34	35-44	45-54	55-64	65-69	70+			
1	2	3	4	5	6	7	8	9	10	11	12	13	14	15	
I	CERTAIN INFECTIOUS AND PARASITIC DISEASES (A00-B99)	M	18	9	12	26	24	29	25	27	8	13	7	198	
		F	19	10	8	16	15	18	9	10	1	13	2	121	
		T	37	19	20	42	39	47	34	37	9	26	9	319	
II	NEOPLASMS (C00-D48)	M	0	1	3	3	7	37	84	74	25	45	10	289	
		F	0	0	1	4	6	25	45	39	14	29	9	172	
		T	0	1	4	7	13	62	129	113	39	74	19	461	
III	DISEASES OF BLOOD & BLOOD FORMING ORGANS & CERTAIN DISORDERS INVOLVING THE IMMUNE MECHANISM (D50-D89)	M	0	1	0	2	1	0	3	1	0	0	0	8	
		F	1	0	0	5	3	2	4	4	0	1	1	21	
		T	1	1	0	7	4	2	7	5	0	1	1	29	
IV	ENDOCRINE, NUTRITIONAL AND METABOLIC DISEASES (E00-E89)	M	1	2	2	3	5	13	7	18	6	13	3	73	
		F	0	0	1	3	1	2	5	13	8	23	2	58	
		T	1	2	3	6	6	15	12	31	14	36	5	131	
V	MENTAL AND BEHAVIOURAL DISORDERS (F01-F99)	M	0	0	0	1	1	0	1	1	1	0	0	5	
		F	0	0	0	0	0	0	1	1	0	0	0	2	
		T	0	0	0	1	1	0	2	2	1	0	0	7	
VI	DISEASES OF THE NERVOUS SYSTEM (G00-G98)	M	5	8	4	10	11	8	4	4	2	10	5	71	
		F	9	3	5	5	4	6	4	4	0	6	0	46	
		T	14	11	9	15	15	14	8	8	2	16	5	117	
VII	DISEASES OF THE EYE AND ADNEXA (H00-H59)	M	0	0	0	0	0	0	0	0	0	0	0	0	
		F	0	0	0	0	0	0	0	0	0	0	0	0	
		T	0	0	0	0	0	0	0	0	0	0	0	0	
VIII	DISEASES OF THE EAR AND MASTOID PROCESS (H60-H95)	M	0	0	0	0	0	0	0	0	0	0	0	0	
		F	0	0	0	0	0	0	0	0	0	0	0	0	
		T	0	0	0	0	0	0	0	0	0	0	0	0	
IX	DISEASES OF THE CIRCULATORY SYSTEM (I00-I99)	M	0	2	4	11	25	62	74	103	45	115	26	467	
		F	0	3	10	7	16	29	35	62	23	100	14	299	
		T	0	5	14	18	41	91	109	165	68	215	40	766	
X	DISEASES OF THE RESPIRATORY SYSTEM (J00-J98)	M	60	13	9	7	20	26	22	36	14	58	9	274	
		F	52	10	5	8	8	14	13	21	7	29	8	175	
		T	112	23	14	15	28	40	35	57	21	87	17	449	
XI	DISEASES OF THE DIGESTIVE SYSTEM (K00-K92)	M	2	2	3	14	53	97	78	39	10	10	7	315	
		F	1	0	1	5	9	13	17	15	5	10	1	77	
		T	3	2	4	19	62	110	95	54	15	20	8	392	
XII	DISEASES OF THE SKIN AND SUBCUTANEOUS TISSUE (L00-L98)	M	0	0	0	0	1	1	2	0	0	1	0	5	
		F	0	0	0	0	0	1	0	0	0	0	0	1	
		T	0	0	0	0	1	2	2	0	0	1	0	6	
XIII	DISEASES OF THE MUSCULOSKELETAL SYSTEM AND CONNECTIVE TISSUE (M00-M99)	M	0	0	1	0	2	0	0	0	0	2	0	5	
		F	0	1	1	3	4	3	0	0	0	3	0	15	
		T	0	1	2	3	6	3	0	0	0	5	0	20	
XIV	DISEASES OF THE GENITOURINARY SYSTEM (N00-N99)	M	0	3	6	10	9	11	22	18	5	19	6	109	
		F	0	0	2	2	9	16	12	15	3	24	4	87	
		T	0	3	8	12	18	27	34	33	8	43	10	196	
XV	PREGNANCY, CHILDBIRTH AND THE PUERPERIUM (O00-O99)	F	0	0	0	14	18	10	1	0	0	0	4	47	
		T	0	0	0	14	18	10	1	0	0	0	4	47	
		M	396	0	0	0	0	0	0	0	0	0	0	6	402
XVI	CERTAIN CONDITIONS ORIGINATING IN THE PERINATAL PERIOD (P00-P96)	F	280	0	0	0	0	0	0	0	0	0	0	280	
		T	676	0	0	0	0	0	0	0	0	0	0	682	
		M	7	0	1	0	1	0	0	0	0	0	0	9	
XVII	CONGENITAL MALFORMATIONS, DEFORMATIONS AND CHROMOSOMAL ABNORMALITIES (Q00-Q99)	F	4	1	1	1	0	0	1	0	0	0	0	8	
		T	11	1	2	1	1	0	1	0	0	0	0	17	
		M	10	4	10	15	30	19	31	34	16	73	10	252	
XVIII	SYMPTOMS, SIGNS AND ABNORMAL CLINICAL AND LABORATORY FINDINGS N.E.C. (R00-R99)	F	6	5	7	9	9	13	13	19	9	99	6	195	
		T	16	9	17	24	39	32	44	53	25	172	16	447	
		M	0	7	23	55	70	58	34	25	3	12	17	304	
XIX	INJURY, POISONING AND CERTAIN OTHER CONSEQUENCES OF EXTERNAL CAUSES (S00-T98)	F	3	9	9	30	5	6	7	3	1	15	2	90	
		T	3	16	32	85	75	64	41	28	4	27	19	394	
		M	0	0	0	1	1	5	10	13	6	17	1	54	
XXII	Codes for Special Purposes (U00-U49)	F	0	0	1	1	3	3	6	8	5	5	0	32	
		T	0	0	1	2	4	8	16	21	11	22	1	86	
		M	499	52	78	158	261	366	397	393	141	388	107	2840	
ALL CAUSES		F	375	42	52	113	110	161	173	214	76	357	53	1726	
		T	874	94	130	271	371	527	570	607	217	745	160	4566	

TABLE 7.22 :MEDICALLY CERTIFIED DEATHS BY AGE, SEX AND MAJOR CAUSE GROUPS (BASED UPON TENTH REVISION OF ICD) DURING 2020

MIZORAM															
Major Group No.	CAUSE OF DEATH	Sex	AGE GROUPS											N.S.	TOTAL
			<1	1-4	5-14	15-24	25-34	35-44	45-54	55-64	65-69	70+			
1	2	3	4	5	6	7	8	9	10	11	12	13	14	15	
I	CERTAIN INFECTIOUS AND PARASITIC DISEASES (A00-B99)	M	29	3	13	14	68	77	45	21	9	30	0	309	
		F	18	10	7	20	18	34	30	19	7	25	0	188	
		T	47	13	20	34	86	111	75	40	16	55	0	497	
II	NEOPLASMS (C00-D48)	M	1	5	5	4	6	23	58	85	17	61	2	267	
		F	1	3	3	1	7	19	30	36	14	44	0	158	
		T	2	8	8	5	13	42	88	121	31	105	2	425	
III	DISEASES OF BLOOD & BLOOD FORMING ORGANS & CERTAIN DISORDERS INVOLVING THE IMMUNE MECHANISM (D50-D89)	M	2	0	2	1	2	2	2	0	0	1	0	12	
		F	4	0	1	0	4	2	1	0	0	3	0	15	
		T	6	0	3	1	6	4	3	0	0	4	0	27	
IV	ENDOCRINE, NUTRITIONAL AND METABOLIC DISEASES (E00-E89)	M	3	0	1	4	7	7	8	5	5	8	0	48	
		F	0	0	0	0	3	5	5	2	5	8	0	28	
		T	3	0	1	4	10	12	13	7	10	16	0	76	
V	MENTAL AND BEHAVIOURAL DISORDERS (F01-F99)	M	0	0	0	0	2	3	0	0	0	0	0	5	
		F	0	0	0	0	0	0	0	0	0	0	0	0	
		T	0	0	0	0	2	3	0	0	0	0	0	5	
VI	DISEASES OF THE NERVOUS SYSTEM (G00-G98)	M	7	1	0	2	4	8	0	4	1	4	0	31	
		F	4	1	4	3	3	2	0	3	1	4	0	25	
		T	11	2	4	5	7	10	0	7	2	8	0	56	
VII	DISEASES OF THE EYE AND ADNEXA (H00-H59)	M	0	0	0	0	0	0	0	1	0	0	0	1	
		F	0	0	0	0	0	0	0	0	0	0	0	0	
		T	0	0	0	0	0	0	0	1	0	0	0	1	
VIII	DISEASES OF THE EAR AND MASTOID PROCESS (H60-H95)	M	0	0	0	0	0	0	0	0	0	0	0	0	
		F	0	0	0	0	0	0	0	0	0	0	0	0	
		T	0	0	0	0	0	0	0	0	0	0	0	0	
IX	DISEASES OF THE CIRCULATORY SYSTEM (I00-I99)	M	11	5	2	13	32	62	49	67	37	121	0	399	
		F	12	0	2	5	14	15	17	37	14	67	0	183	
		T	23	5	4	18	46	77	66	104	51	188	0	582	
X	DISEASES OF THE RESPIRATORY SYSTEM (J00-J98)	M	29	5	2	15	19	28	34	25	25	92	0	274	
		F	34	2	8	7	9	10	11	19	11	85	0	196	
		T	63	7	10	22	28	38	45	44	36	177	0	470	
XI	DISEASES OF THE DIGESTIVE SYSTEM (K00-K92)	M	9	1	0	13	61	137	130	44	15	24	0	434	
		F	3	0	2	4	18	34	29	19	4	11	0	124	
		T	12	1	2	17	79	171	159	63	19	35	0	558	
XII	DISEASES OF THE SKIN AND SUBCUTANEOUS TISSUE (L00-L98)	M	0	0	0	0	0	1	0	1	0	0	0	2	
		F	0	0	0	0	0	0	0	0	0	0	0	0	
		T	0	0	0	0	0	1	0	1	0	0	0	2	
XIII	DISEASES OF THE MUSCULOSKELETAL SYSTEM AND CONNECTIVE TISSUE (M00-M99)	M	0	0	0	0	0	0	0	0	0	0	0	0	
		F	0	0	0	2	1	2	0	0	1	0	0	8	
		T	0	0	0	2	2	1	2	0	0	1	0	8	
XIV	DISEASES OF THE GENITOURINARY SYSTEM (N00-N99)	M	2	0	1	5	9	13	19	15	6	19	0	89	
		F	1	0	2	3	3	10	12	10	9	9	0	59	
		T	3	0	3	8	12	23	31	25	15	28	0	148	
XV	PREGNANCY, CHILDBIRTH AND THE PUERPERIUM (O00-O99)	F	0	0	0	0	6	2	0	0	0	0	0	8	
		T	0	0	0	0	6	2	0	0	0	0	0	8	
		M	0	0	0	0	0	0	0	0	0	0	0	0	
XVI	CERTAIN CONDITIONS ORIGINATING IN THE PERINATAL PERIOD (P00-P96)	M	75	0	0	0	0	0	0	0	0	0	1	76	
		F	64	0	0	0	0	0	0	0	0	0	0	64	
		T	139	0	0	0	0	0	0	0	0	0	1	140	
XVII	CONGENITAL MALFORMATIONS, DEFORMATIONS AND CHROMOSOMAL ABNORMALITIES (Q00-Q99)	M	12	4	0	0	0	1	0	1	0	0	0	17	
		F	6	0	0	0	0	1	1	0	0	0	0	8	
		T	18	4	0	0	0	1	2	0	0	0	0	25	
XVIII	SYMPTOMS, SIGNS AND ABNORMAL CLINICAL AND LABORATORY FINDINGS N.E.C. (R00-R99)	M	13	3	3	4	12	17	12	17	11	24	0	116	
		F	12	4	0	6	7	9	8	7	3	14	0	70	
		T	25	7	3	10	19	26	20	24	14	38	0	186	
XIX	INJURY, POISONING AND CERTAIN OTHER CONSEQUENCES OF EXTERNAL CAUSES (S00-T98)	M	3	2	2	9	15	14	14	8	4	9	0	80	
		F	2	2	0	1	0	4	8	6	0	4	0	27	
		T	5	4	2	10	15	18	22	14	4	13	0	107	
XXII	Codes for Special Purposes (U00-U49)	M	0	0	0	0	0	3	0	0	1	3	0	7	
		F	0	0	0	0	0	0	0	0	0	1	0	1	
		T	0	0	0	0	0	3	0	0	1	4	0	8	
ALL CAUSES	M	196	29	31	84	237	395	372	293	131	396	3	2167		
	F	161	22	29	52	94	148	154	158	68	276	0	1162		
	T	357	51	60	136	331	543	526	451	199	672	3	3329		

TABLE 7.23 :MEDICALLY CERTIFIED DEATHS BY AGE, SEX AND MAJOR CAUSE GROUPS (BASED UPON TENTH REVISION OF ICD) DURING 2020

NAGALAND															
Major Group No.	CAUSE OF DEATH	Sex	AGE GROUPS												TOTAL
			<1	1-4	5-14	15-24	25-34	35-44	45-54	55-64	65-69	70+	N.S.		
1	2	3	4	5	6	7	8	9	10	11	12	13	14	15	
I	CERTAIN INFECTIOUS AND PARASITIC DISEASES (A00-B99)	M	1	0	2	2	1	3	1	1	0	0	1	12	
		F	0	2	0	1	1	1	0	1	2	0	0	8	
		T	1	2	2	3	2	4	1	2	2	0	1	20	
II	NEOPLASMS (C00-D48)	M	0	0	0	1	1	1	3	2	2	1	1	12	
		F	0	0	0	0	0	1	2	1	1	1	0	6	
		T	0	0	0	1	1	2	5	3	3	2	1	18	
III	DISEASES OF BLOOD & BLOOD FORMING ORGANS & CERTAIN DISORDERS INVOLVING THE IMMUNE MECHANISM (D50-D89)	M	0	1	1	1	1	2	0	0	1	0	1	8	
		F	0	1	1	0	0	1	1	0	0	0	0	4	
		T	0	2	2	1	1	3	1	0	1	0	1	12	
IV	ENDOCRINE, NUTRITIONAL AND METABOLIC DISEASES (E00-E89)	M	0	0	0	0	0	0	2	2	3	1	1	9	
		F	0	0	0	0	0	0	2	1	1	0	1	5	
		T	0	0	0	0	0	0	4	3	4	1	2	14	
V	MENTAL AND BEHAVIOURAL DISORDERS (F01-F99)	M	0	0	0	0	0	0	0	0	0	0	0	0	
		F	0	0	0	0	0	0	0	0	0	0	0	0	
		T	0	0	0	0	0	0	0	0	0	0	0	0	
VI	DISEASES OF THE NERVOUS SYSTEM (G00-G98)	M	0	0	1	0	1	0	1	3	4	2	2	14	
		F	0	0	0	0	1	0	1	0	3	4	0	9	
		T	0	0	1	0	2	0	2	3	7	6	2	23	
VII	DISEASES OF THE EYE AND ADNEXA (H00-H59)	M	0	0	0	0	0	0	0	0	0	0	0	0	
		F	0	0	0	0	0	0	0	0	0	0	0	0	
		T	0	0	0	0	0	0	0	0	0	0	0	0	
VIII	DISEASES OF THE EAR AND MASTOID PROCESS (H60-H95)	M	0	0	0	0	0	0	0	0	0	0	0	0	
		F	0	0	0	0	0	0	0	0	0	0	0	0	
		T	0	0	0	0	0	0	0	0	0	0	0	0	
IX	DISEASES OF THE CIRCULATORY SYSTEM (I00-I99)	M	0	1	1	0	0	2	3	2	6	2	1	18	
		F	0	1	0	0	0	1	3	1	3	2	1	11	
		T	0	2	1	0	0	2	4	5	7	5	3	29	
X	DISEASES OF THE RESPIRATORY SYSTEM (J00-J98)	M	5	2	0	0	0	0	0	0	1	2	1	11	
		F	3	3	0	0	0	0	0	0	0	2	0	8	
		T	8	5	0	0	0	0	0	0	1	4	1	19	
XI	DISEASES OF THE DIGESTIVE SYSTEM (K00-K92)	M	0	0	0	1	1	2	1	3	1	0	0	9	
		F	0	0	0	0	1	1	2	0	2	0	0	6	
		T	0	0	0	1	2	3	3	3	3	0	0	15	
XII	DISEASES OF THE SKIN AND SUBCUTANEOUS TISSUE (L00-L98)	M	0	0	0	0	0	0	0	0	0	0	0	0	
		F	0	0	0	0	0	0	0	0	0	0	0	0	
		T	0	0	0	0	0	0	0	0	0	0	0	0	
XIII	DISEASES OF THE MUSCULOSKELETAL SYSTEM AND CONNECTIVE TISSUE (M00-M99)	M	0	0	0	0	0	0	0	0	0	0	0	0	
		F	0	0	0	0	0	0	0	0	0	0	0	0	
		T	0	0	0	0	0	0	0	0	0	0	0	0	
XIV	DISEASES OF THE GENITOURINARY SYSTEM (N00-N99)	M	0	0	0	0	0	0	1	3	1	2	0	7	
		F	0	0	0	0	0	1	1	2	0	0	0	4	
		T	0	0	0	0	0	1	2	5	1	2	0	11	
XV	PREGNANCY, CHILDBIRTH AND THE PUERPERIUM (O00-O99)	F	0	0	0	0	0	0	0	0	0	0	0	0	
		T	0	0	0	0	0	0	0	0	0	0	0	0	
XVI	CERTAIN CONDITIONS ORIGINATING IN THE PERINATAL PERIOD (P00-P96)	M	1	0	0	0	0	0	0	0	0	0	0	1	
		F	1	0	0	0	0	0	0	0	0	0	0	1	
		T	2	0	0	0	0	0	0	0	0	0	0	2	
XVII	CONGENITAL MALFORMATIONS, DEFORMATIONS AND CHROMOSOMAL ABNORMALITIES (Q00-Q99)	M	0	0	0	0	0	0	0	0	0	0	0	0	
		F	0	0	0	0	0	0	0	0	0	0	0	0	
		T	0	0	0	0	0	0	0	0	0	0	0	0	
XVIII	SYMPTOMS, SIGNS AND ABNORMAL CLINICAL AND LABORATORY FINDINGS N.E.C. (R00-R99)	M	0	0	0	0	0	0	0	0	0	0	0	0	
		F	0	0	0	0	0	0	0	0	0	0	0	0	
		T	0	0	0	0	0	0	0	0	0	0	0	0	
XIX	INJURY, POISONING AND CERTAIN OTHER CONSEQUENCES OF EXTERNAL CAUSES (S00-T98)	M	2	2	1	0	0	0	1	0	2	1	1	10	
		F	2	1	1	0	0	0	1	0	1	2	0	8	
		T	4	3	2	0	0	0	2	0	3	3	1	18	
XXII	Codes for Special Purposes (U00-U49)	M	0	0	0	0	0	2	1	1	1	3	0	8	
		F	0	0	0	0	0	1	1	0	0	0	0	2	
		T	0	0	0	0	0	3	2	1	1	3	0	10	
ALL CAUSES	M	9	6	6	5	5	12	14	17	22	14	9	119		
	F	6	8	2	1	3	6	12	8	11	12	3	72		
	T	15	14	8	6	8	18	26	25	33	26	12	191		

TABLE 7.24 :MEDICALLY CERTIFIED DEATHS BY AGE, SEX AND MAJOR CAUSE GROUPS (BASED UPON TENTH REVISION OF ICD) DURING 2020

ODISHA															
Major Group No.	CAUSE OF DEATH	Sex	AGE GROUPS											N.S.	TOTAL
			<1	1-4	5-14	15-24	25-34	35-44	45-54	55-64	65-69	70+	14		
1	2	3	4	5	6	7	8	9	10	11	12	13	14	15	
I	CERTAIN INFECTIOUS AND PARASITIC DISEASES (A00-B99)	M	0	83	74	158	228	316	505	476	164	374	0	2378	
		F	0	43	63	167	155	167	256	255	114	205	0	1425	
		T	0	126	137	325	383	483	761	731	278	579	0	3803	
II	NEOPLASMS (C00-D48)	M	1	22	47	62	83	125	259	264	96	163	0	1122	
		F	2	12	30	62	70	148	265	196	59	92	0	936	
		T	3	34	77	124	153	273	524	460	155	255	0	2058	
III	DISEASES OF BLOOD & BLOOD FORMING ORGANS & CERTAIN DISORDERS INVOLVING THE IMMUNE MECHANISM (D50-D89)	M	0	41	60	132	84	103	162	115	34	106	0	837	
		F	0	24	72	179	157	103	128	117	44	81	0	905	
		T	0	65	132	311	241	206	290	232	78	187	0	1742	
IV	ENDOCRINE, NUTRITIONAL AND METABOLIC DISEASES (E00-E89)	M	0	11	13	32	67	171	373	496	215	457	0	1835	
		F	0	8	15	30	56	82	212	278	122	242	0	1045	
		T	0	19	28	62	123	253	585	774	337	699	0	2880	
V	MENTAL AND BEHAVIOURAL DISORDERS (F01-F99)	M	0	4	2	28	35	70	122	115	35	54	0	465	
		F	0	4	4	30	25	39	45	44	9	23	0	223	
		T	0	8	6	58	60	109	167	159	44	77	0	688	
VI	DISEASES OF THE NERVOUS SYSTEM (G00-G98)	M	0	68	80	73	94	140	182	181	63	169	0	1050	
		F	0	52	57	67	44	55	117	105	30	93	0	620	
		T	0	120	137	140	138	195	299	286	93	262	0	1670	
VII	DISEASES OF THE EYE AND ADNEXA (H00-H59)	M	0	1	1	0	0	0	0	0	0	0	0	2	
		F	0	0	0	0	0	0	0	1	0	0	0	1	
		T	0	1	1	0	0	0	0	1	0	0	0	3	
VIII	DISEASES OF THE EAR AND MASTOID PROCESS (H60-H95)	M	0	0	0	0	0	0	1	0	1	0	0	2	
		F	0	0	0	0	0	0	1	0	0	0	0	1	
		T	0	0	0	0	0	1	1	0	1	0	0	3	
IX	DISEASES OF THE CIRCULATORY SYSTEM (I00-I99)	M	0	39	49	124	301	569	1553	1990	935	2272	0	7832	
		F	0	31	45	143	203	352	887	1209	539	1446	0	4855	
		T	0	70	94	267	504	921	2440	3199	1474	3718	0	12687	
X	DISEASES OF THE RESPIRATORY SYSTEM (J00-J98)	M	0	75	55	125	237	408	955	1171	506	1400	0	4932	
		F	0	63	52	116	139	211	428	531	219	575	0	2334	
		T	0	138	107	241	376	619	1383	1702	725	1975	0	7266	
XI	DISEASES OF THE DIGESTIVE SYSTEM (K00-K92)	M	0	20	26	75	236	425	573	407	96	223	0	2081	
		F	0	16	12	38	45	77	147	124	43	99	0	601	
		T	0	36	38	113	281	502	720	531	139	322	0	2682	
XII	DISEASES OF THE SKIN AND SUBCUTANEOUS TISSUE (L00-L98)	M	0	0	0	5	2	13	15	23	7	29	0	94	
		F	0	0	0	4	4	6	10	18	5	18	0	65	
		T	0	0	0	9	6	19	25	41	12	47	0	159	
XIII	DISEASES OF THE MUSCULOSKELETAL SYSTEM AND CONNECTIVE TISSUE (M00-M99)	M	0	0	1	3	5	6	8	11	3	4	0	41	
		F	0	0	4	15	14	17	5	8	1	4	0	68	
		T	0	0	5	18	19	23	13	19	4	8	0	109	
XIV	DISEASES OF THE GENITOURINARY SYSTEM (N00-N99)	M	0	6	22	73	179	367	671	819	273	546	0	2956	
		F	0	12	23	64	97	151	274	311	129	219	0	1280	
		T	0	18	45	137	276	518	945	1130	402	765	0	4236	
XV	PREGNANCY, CHILDBIRTH AND THE PUERPERIUM (O00-O99)	F	0	0	0	89	107	13	6	0	0	0	0	215	
		T	0	0	0	89	107	13	6	0	0	0	0	215	
		M	4655	0	0	0	0	0	0	0	0	0	0	4655	
XVI	CERTAIN CONDITIONS ORIGINATING IN THE PERINATAL PERIOD (P00-P96)	F	3050	0	0	0	0	0	0	0	0	0	0	3050	
		T	7705	0	0	0	0	0	0	0	0	0	0	7705	
		M	0	12	6	5	4	5	21	15	9	46	0	123	
XVII	CONGENITAL MALFORMATIONS, DEFORMATIONS AND CHROMOSOMAL ABNORMALITIES (Q00-Q99)	F	0	14	4	5	3	2	9	13	6	15	0	71	
		T	0	26	10	10	7	7	30	28	15	61	0	194	
		M	8	75	85	360	506	534	901	883	320	751	0	4423	
XVIII	SYMPTOMS, SIGNS AND ABNORMAL CLINICAL AND LABORATORY FINDINGS N.E.C. (R00-R99)	F	5	51	64	290	287	269	471	440	182	407	0	2466	
		T	13	126	149	650	793	803	1372	1323	502	1158	0	6889	
		M	0	27	47	218	313	264	331	297	81	142	0	1720	
XIX	INJURY, POISONING AND CERTAIN OTHER CONSEQUENCES OF EXTERNAL CAUSES (S00-T98)	F	0	25	42	254	209	151	180	169	39	87	0	1156	
		T	0	52	89	472	522	415	511	466	120	229	0	2876	
		M	1	1	3	13	45	101	232	296	118	274	0	1084	
XXII	Codes for Special Purposes (U00-U49)	F	0	1	2	12	24	26	75	105	36	66	0	347	
		T	1	2	5	25	69	127	307	401	154	340	0	1431	
		M	4665	485	571	1486	2419	3617	6864	7559	2956	7010	0	37632	
ALL CAUSES		F	3057	356	489	1565	1639	1870	3515	3924	1577	3672	0	21664	
		T	7722	841	1060	3051	4058	5487	10379	11483	4533	10682	0	59296	

TABLE 7.25 :MEDICALLY CERTIFIED DEATHS BY AGE, SEX AND MAJOR CAUSE GROUPS (BASED UPON TENTH REVISION OF ICD) DURING 2020

PUDUCHERRY

Major Group No.	CAUSE OF DEATH	Sex	AGE GROUPS											N.S.	TOTAL
			<1	1-4	5-14	15-24	25-34	35-44	45-54	55-64	65-69	70+			
1	2	3	4	5	6	7	8	9	10	11	12	13	14	15	
I	CERTAIN INFECTIOUS AND PARASITIC DISEASES (A00-B99)	M	8	3	9	21	64	98	194	208	72	153	0	830	
		F	9	6	6	29	40	45	69	85	34	72	0	395	
		T	17	9	15	50	104	143	263	293	106	225	0	1225	
II	NEOPLASMS (C00-D48)	M	0	1	3	9	28	34	37	68	26	23	0	229	
		F	0	0	0	6	5	16	38	44	16	20	0	145	
		T	0	1	3	15	33	50	75	112	42	43	0	374	
III	DISEASES OF BLOOD & BLOOD FORMING ORGANS & CERTAIN DISORDERS INVOLVING THE IMMUNE MECHANISM (D50-D89)	M	0	0	0	2	0	2	1	12	2	1	0	20	
		F	0	0	2	0	4	1	4	11	2	2	0	26	
		T	0	0	2	2	4	3	5	23	4	3	0	46	
IV	ENDOCRINE, NUTRITIONAL AND METABOLIC DISEASES (E00-E89)	M	2	2	1	1	12	19	51	79	31	39	0	237	
		F	2	1	3	1	3	31	19	45	27	59	0	191	
		T	4	3	4	2	15	50	70	124	58	98	0	428	
V	MENTAL AND BEHAVIOURAL DISORDERS (F01-F99)	M	0	0	4	1	0	2	2	8	0	1	0	18	
		F	0	0	0	0	1	0	0	0	0	0	0	1	
		T	0	0	4	1	1	2	2	8	0	1	0	19	
VI	DISEASES OF THE NERVOUS SYSTEM (G00-G98)	M	0	1	2	0	5	4	3	1	4	5	0	25	
		F	0	1	2	1	1	2	2	3	2	4	0	18	
		T	0	2	4	1	6	6	5	4	6	9	0	43	
VII	DISEASES OF THE EYE AND ADNEXA (H00-H59)	M	0	0	0	0	0	0	0	0	0	0	0	0	
		F	0	0	0	0	0	0	0	0	0	0	0	0	
		T	0	0	0	0	0	0	0	0	0	0	0	0	
VIII	DISEASES OF THE EAR AND MASTOID PROCESS (H60-H95)	M	0	0	0	0	0	0	0	0	0	0	0	0	
		F	0	0	0	0	0	0	0	0	0	0	0	0	
		T	0	0	0	0	0	0	0	0	0	0	0	0	
IX	DISEASES OF THE CIRCULATORY SYSTEM (I00-I99)	M	7	2	5	37	55	81	284	377	240	497	0	1585	
		F	4	2	4	11	29	43	116	215	86	536	0	1046	
		T	11	4	9	48	84	124	400	592	326	1033	0	2631	
X	DISEASES OF THE RESPIRATORY SYSTEM (J00-J98)	M	3	3	5	6	16	31	48	68	55	142	0	377	
		F	2	2	2	7	10	13	16	51	17	70	0	190	
		T	5	5	7	13	26	44	64	119	72	212	0	567	
XI	DISEASES OF THE DIGESTIVE SYSTEM (K00-K92)	M	3	0	1	5	13	128	60	34	9	57	0	310	
		F	2	2	2	4	4	4	5	7	2	5	0	37	
		T	5	2	3	9	17	132	65	41	11	62	0	347	
XII	DISEASES OF THE SKIN AND SUBCUTANEOUS TISSUE (L00-L98)	M	0	0	0	0	1	0	0	0	0	0	0	1	
		F	0	0	0	0	0	0	0	0	0	0	0	0	
		T	0	0	0	0	1	0	0	0	0	0	0	1	
XIII	DISEASES OF THE MUSCULOSKELETAL SYSTEM AND CONNECTIVE TISSUE (M00-M99)	M	0	1	1	0	0	1	0	2	0	1	0	6	
		F	0	0	0	0	1	0	0	0	0	1	0	2	
		T	0	1	1	0	1	1	0	2	0	2	0	8	
XIV	DISEASES OF THE GENITOURINARY SYSTEM (N00-N99)	M	1	1	3	11	15	36	128	78	34	51	0	358	
		F	1	1	3	5	15	14	29	37	95	153	0	353	
		T	2	2	6	16	30	50	157	115	129	204	0	711	
XV	PREGNANCY, CHILDBIRTH AND THE PUERPERIUM (O00-O99)	F	0	0	0	2	4	0	9	0	0	0	0	15	
		T	0	0	0	2	4	0	9	0	0	0	0	15	
		M	157	0	0	0	0	0	0	0	0	0	0	157	
XVI	CERTAIN CONDITIONS ORIGINATING IN THE PERINATAL PERIOD (P00-P96)	F	123	0	0	0	0	0	0	0	0	0	0	123	
		T	280	0	0	0	0	0	0	0	0	0	0	280	
		M	20	0	0	0	0	0	1	0	0	0	0	21	
XVII	CONGENITAL MALFORMATIONS, DEFORMATIONS AND CHROMOSOMAL ABNORMALITIES (Q00-Q99)	F	11	1	1	0	0	1	0	0	0	0	0	14	
		T	31	1	1	0	0	1	1	0	0	0	0	35	
		M	5	4	6	17	20	61	66	158	109	716	0	1162	
XVIII	SYMPTOMS, SIGNS AND ABNORMAL CLINICAL AND LABORATORY FINDINGS N.E.C. (R00-R99)	F	8	1	3	9	7	12	24	87	99	723	0	973	
		T	13	5	9	26	27	73	90	245	208	1439	0	2135	
		M	1	5	3	33	55	72	88	54	17	55	0	383	
XIX	INJURY, POISONING AND CERTAIN OTHER CONSEQUENCES OF EXTERNAL CAUSES (S00-T98)	F	1	2	7	34	24	30	21	17	7	12	0	155	
		T	2	7	10	67	79	102	109	71	24	67	0	538	
		M	1	0	0	0	15	28	80	172	71	173	0	540	
XXII	Codes for Special Purposes (U00-U49)	F	0	0	0	1	3	15	37	84	69	79	0	288	
		T	1	0	0	1	18	43	117	256	140	252	0	828	
		M	208	23	43	143	299	597	1043	1319	670	1914	0	6259	
ALL CAUSES		F	163	19	35	110	151	227	389	686	456	1736	0	3972	
		T	371	42	78	253	450	824	1432	2005	1126	3650	0	10231	

TABLE 7.26 :MEDICALLY CERTIFIED DEATHS BY AGE, SEX AND MAJOR CAUSE GROUPS (BASED UPON TENTH REVISION OF ICD) DURING 2020

PUNJAB															
Major Group No.	CAUSE OF DEATH	Sex	AGE GROUPS												TOTAL
			<1	1-4	5-14	15-24	25-34	35-44	45-54	55-64	65-69	70+	N.S.		
1	2	3	4	5	6	7	8	9	10	11	12	13	14	15	
I	CERTAIN INFECTIOUS AND PARASITIC DISEASES (A00-B99)	M	212	97	60	75	182	254	356	444	597	304	11	2592	
		F	195	42	39	112	98	135	229	218	299	172	6	1545	
		T	407	139	99	187	280	389	585	662	896	476	17	4137	
II	NEOPLASMS (C00-D48)	M	1	0	4	15	17	210	217	191	176	153	2	986	
		F	2	2	2	15	23	86	164	131	99	69	0	593	
		T	3	2	6	30	40	296	381	322	275	222	2	1579	
III	DISEASES OF BLOOD & BLOOD FORMING ORGANS & CERTAIN DISORDERS INVOLVING THE IMMUNE MECHANISM (D50-D89)	M	1	6	5	2	7	3	40	37	75	6	3	185	
		F	0	3	5	4	4	6	8	6	3	5	2	46	
		T	1	9	10	6	11	9	48	43	78	11	5	231	
IV	ENDOCRINE, NUTRITIONAL AND METABOLIC DISEASES (E00-E89)	M	3	4	3	5	23	37	420	498	418	164	23	1598	
		F	2	1	4	7	7	36	173	350	336	160	20	1096	
		T	5	5	7	12	30	73	593	848	754	324	43	2694	
V	MENTAL AND BEHAVIOURAL DISORDERS (F01-F99)	M	0	0	0	3	1	0	4	0	1	5	0	14	
		F	0	0	1	0	0	1	0	3	2	0	0	7	
		T	0	0	1	3	1	1	4	3	3	5	0	21	
VI	DISEASES OF THE NERVOUS SYSTEM (G00-G98)	M	2	1	4	29	163	212	356	262	575	64	1	1669	
		F	1	3	1	9	55	65	129	194	353	35	0	845	
		T	3	4	5	38	218	277	485	456	928	99	1	2514	
VII	DISEASES OF THE EYE AND ADNEXA (H00-H59)	M	0	0	0	0	0	0	0	0	1	0	1	2	
		F	0	0	0	0	0	0	0	0	0	0	0	0	
		T	0	0	0	0	0	0	0	0	0	1	0	1	2
VIII	DISEASES OF THE EAR AND MASTOID PROCESS (H60-H95)	M	0	0	0	0	0	0	0	0	0	0	0	0	
		F	0	0	0	0	0	0	0	0	0	0	0	0	
		T	0	0	0	0	0	0	0	0	0	0	0	0	
IX	DISEASES OF THE CIRCULATORY SYSTEM (I00-I99)	M	14	8	11	119	310	534	1212	1819	2058	1314	61	7460	
		F	9	8	7	52	283	451	979	1749	1996	1287	49	6870	
		T	23	16	18	171	593	985	2191	3568	4054	2601	110	14330	
X	DISEASES OF THE RESPIRATORY SYSTEM (J00-J98)	M	50	26	29	46	106	153	184	223	223	182	70	1292	
		F	53	14	25	47	59	129	225	262	162	141	15	1132	
		T	103	40	54	93	165	282	409	485	385	323	85	2424	
XI	DISEASES OF THE DIGESTIVE SYSTEM (K00-K92)	M	7	1	10	46	140	182	246	253	199	139	15	1238	
		F	6	1	6	22	29	59	109	74	81	50	6	443	
		T	13	2	16	68	169	241	355	327	280	189	21	1681	
XII	DISEASES OF THE SKIN AND SUBCUTANEOUS TISSUE (L00-L98)	M	0	0	1	0	0	1	0	1	2	2	0	7	
		F	0	0	0	0	2	0	0	0	0	0	0	2	
		T	0	0	1	0	2	1	0	1	2	2	0	9	
XIII	DISEASES OF THE MUSCULOSKELETAL SYSTEM AND CONNECTIVE TISSUE (M00-M99)	M	0	0	0	0	1	1	1	2	0	1	0	6	
		F	0	0	0	0	2	1	2	1	0	0	0	6	
		T	0	0	0	0	3	2	3	3	0	1	0	12	
XIV	DISEASES OF THE GENITOURINARY SYSTEM (N00-N99)	M	0	2	3	12	15	38	68	99	101	261	16	615	
		F	7	0	0	14	19	12	42	70	68	77	11	320	
		T	7	2	3	26	34	50	110	169	169	338	27	935	
XV	PREGNANCY, CHILDBIRTH AND THE PUERPERIUM (O00-O99)	F	0	0	0	102	208	73	0	0	0	0	0	383	
		T	0	0	0	102	208	73	0	0	0	0	0	383	
		M	487	0	0	0	0	0	0	0	0	0	0	487	
XVI	CERTAIN CONDITIONS ORIGINATING IN THE PERINATAL PERIOD (P00-P96)	F	367	0	0	0	0	0	0	0	0	0	0	367	
		T	854	0	0	0	0	0	0	0	0	0	0	854	
		M	10	0	0	0	0	2	3	3	3	5	0	26	
XVII	CONGENITAL MALFORMATIONS, DEFORMATIONS AND CHROMOSOMAL ABNORMALITIES (Q00-Q99)	F	5	1	0	1	2	0	0	2	0	2	0	13	
		T	15	1	0	1	2	2	3	5	3	7	0	39	
		M	17	9	5	7	48	151	404	382	90	127	7	1247	
XVIII	SYMPTOMS, SIGNS AND ABNORMAL CLINICAL AND LABORATORY FINDINGS N.E.C. (R00-R99)	F	15	11	9	13	43	149	218	143	58	55	5	719	
		T	32	20	14	20	91	300	622	525	148	182	12	1966	
		M	5	3	7	65	89	129	124	92	91	43	16	664	
XIX	INJURY, POISONING AND CERTAIN OTHER CONSEQUENCES OF EXTERNAL CAUSES (S00-T98)	F	1	3	11	29	38	99	84	69	41	46	9	430	
		T	6	6	18	94	127	228	208	161	132	89	25	1094	
		M	0	1	1	31	68	269	461	916	752	598	0	3097	
XXII	Codes for Special Purposes (U00-U49)	F	0	0	0	14	20	73	274	553	402	283	0	1619	
		T	0	1	1	45	88	342	735	1469	1154	881	0	4716	
		M	809	158	143	455	1170	2176	4096	5222	5362	3368	226	23185	
ALL CAUSES		F	663	89	110	441	892	1375	2636	3825	3900	2382	123	16436	
		T	1472	247	253	896	2062	3551	6732	9047	9262	5750	349	39621	

TABLE 7.27 :MEDICALLY CERTIFIED DEATHS BY AGE, SEX AND MAJOR CAUSE GROUPS (BASED UPON TENTH REVISION OF ICD) DURING 2020

RAJASTHAN																
Major Group No.	CAUSE OF DEATH	Sex	AGE GROUPS												N.S.	TOTAL
			<1	1-4	5-14	15-24	25-34	35-44	45-54	55-64	65-69	70+				
1	2	3	4	5	6	7	8	9	10	11	12	13	14	15		
I	CERTAIN INFECTIOUS AND PARASITIC DISEASES (A00-B99)	M	298	111	167	261	428	557	723	566	299	487	0	3897		
		F	263	82	131	257	306	288	300	294	146	285	0	2352		
		T	561	193	298	518	734	845	1023	860	445	772	0	6249		
II	NEOPLASMS (C00-D48)	M	16	14	33	58	75	110	218	242	112	166	0	1044		
		F	21	16	26	22	68	110	223	188	69	117	0	860		
		T	37	30	59	80	143	220	441	430	181	283	0	1904		
III	DISEASES OF BLOOD & BLOOD FORMING ORGANS & CERTAIN DISORDERS INVOLVING THE IMMUNE MECHANISM (D50-D89)	M	36	26	24	30	26	40	43	64	30	45	0	364		
		F	31	16	20	47	50	39	41	43	25	37	0	349		
		T	67	42	44	77	76	79	84	107	55	82	0	713		
IV	ENDOCRINE, NUTRITIONAL AND METABOLIC DISEASES (E00-E89)	M	17	6	19	24	57	78	119	189	91	198	0	798		
		F	17	2	16	33	21	40	108	122	82	153	0	594		
		T	34	8	35	57	78	118	227	311	173	351	0	1392		
V	MENTAL AND BEHAVIOURAL DISORDERS (F01-F99)	M	6	3	0	4	10	17	9	17	7	4	0	77		
		F	3	0	2	3	2	3	3	2	0	4	0	22		
		T	9	3	2	7	12	20	12	19	7	8	0	99		
VI	DISEASES OF THE NERVOUS SYSTEM (G00-G98)	M	92	74	83	54	65	66	73	90	42	94	0	733		
		F	80	54	70	40	36	29	35	52	26	40	0	462		
		T	172	128	153	94	101	95	108	142	68	134	0	1195		
VII	DISEASES OF THE EYE AND ADNEXA (H00-H59)	M	5	0	0	0	2	0	1	2	2	3	0	15		
		F	2	0	0	1	0	0	1	2	2	2	0	10		
		T	7	0	0	1	2	0	2	4	4	5	0	25		
VIII	DISEASES OF THE EAR AND MASTOID PROCESS (H60-H95)	M	3	0	0	1	1	2	1	2	1	1	0	12		
		F	1	0	0	1	0	1	0	0	0	0	0	3		
		T	4	0	0	2	1	3	1	2	1	1	0	15		
IX	DISEASES OF THE CIRCULATORY SYSTEM (I00-I99)	M	99	36	97	255	461	807	1495	2012	1150	2260	0	8672		
		F	56	37	54	196	282	343	689	1051	636	1503	0	4847		
		T	155	73	151	451	743	1150	2184	3063	1786	3763	0	13519		
X	DISEASES OF THE RESPIRATORY SYSTEM (J00-J98)	M	461	103	124	326	605	1004	1897	2709	1476	3051	0	11756		
		F	326	81	90	269	327	378	726	1129	617	1426	0	5369		
		T	787	184	214	595	932	1382	2623	3838	2093	4477	0	17125		
XI	DISEASES OF THE DIGESTIVE SYSTEM (K00-K92)	M	63	26	35	94	276	493	514	415	130	209	0	2255		
		F	30	10	37	78	70	103	120	120	46	114	0	728		
		T	93	36	72	172	346	596	634	535	176	323	0	2983		
XII	DISEASES OF THE SKIN AND SUBCUTANEOUS TISSUE (L00-L98)	M	9	0	2	6	7	8	15	18	12	24	0	101		
		F	6	0	0	15	15	4	6	10	7	18	0	81		
		T	15	0	2	21	22	12	21	28	19	42	0	182		
XIII	DISEASES OF THE MUSCULOSKELETAL SYSTEM AND CONNECTIVE TISSUE (M00-M99)	M	3	1	3	1	8	6	10	8	5	7	0	52		
		F	3	0	3	7	4	8	5	5	4	3	0	42		
		T	6	1	6	8	12	14	15	13	9	10	0	94		
XIV	DISEASES OF THE GENITOURINARY SYSTEM (N00-N99)	M	27	10	27	60	102	135	182	207	89	188	0	1027		
		F	25	6	14	44	59	83	104	106	56	109	0	606		
		T	52	16	41	104	161	218	286	313	145	297	0	1633		
XV	PREGNANCY, CHILDBIRTH AND THE PUERPERIUM (O00-O99)	F	0	0	0	227	145	17	13	0	0	0	0	402		
		T	0	0	0	227	145	17	13	0	0	0	0	402		
		M	6837	0	0	0	0	0	0	0	0	0	0	6837		
XVI	CERTAIN CONDITIONS ORIGINATING IN THE PERINATAL PERIOD (P00-P96)	F	5588	0	0	0	0	0	0	0	0	0	0	5588		
		T	12425	0	0	0	0	0	0	0	0	0	0	12425		
		M	297	17	11	8	10	12	11	13	7	9	0	395		
XVII	CONGENITAL MALFORMATIONS, DEFORMATIONS AND CHROMOSOMAL ABNORMALITIES (Q00-Q99)	F	169	9	8	8	5	8	9	7	2	12	0	237		
		T	466	26	19	16	15	20	20	20	9	21	0	632		
		M	200	65	92	311	426	484	750	799	395	796	0	4318		
XVIII	SYMPTOMS, SIGNS AND ABNORMAL CLINICAL AND LABORATORY FINDINGS N.E.C. (R00-R99)	F	150	63	115	238	277	274	420	505	240	607	0	2889		
		T	350	128	207	549	703	758	1170	1304	635	1403	0	7207		
		M	46	80	124	680	912	698	617	404	150	212	0	3923		
XIX	INJURY, POISONING AND CERTAIN OTHER CONSEQUENCES OF EXTERNAL CAUSES (S00-T98)	F	26	65	53	384	276	212	190	150	64	121	0	1541		
		T	72	145	177	1064	1188	910	807	554	214	333	0	5464		
		M	9	1	4	48	77	193	400	782	471	1063	0	3048		
XXII	Codes for Special Purposes (U00-U49)	F	1	0	2	30	33	85	182	336	210	441	0	1320		
		T	10	1	6	78	110	278	582	1118	681	1504	0	4368		
		M	8524	573	845	2221	3548	4710	7078	8539	4469	8817	0	49324		
ALL CAUSES		F	6798	441	641	1900	1976	2025	3175	4122	2232	4992	0	28302		
		T	15322	1014	1486	4121	5524	6735	10253	12661	6701	13809	0	77626		

TABLE 7.28 :MEDICALLY CERTIFIED DEATHS BY AGE, SEX AND MAJOR CAUSE GROUPS (BASED UPON TENTH REVISION OF ICD) DURING 2020

SIKKIM															
Major Group No.	CAUSE OF DEATH	Sex	AGE GROUPS												TOTAL
			<1	1-4	5-14	15-24	25-34	35-44	45-54	55-64	65-69	70+	N.S.		
1	2	3	4	5	6	7	8	9	10	11	12	13	14	15	
I	CERTAIN INFECTIOUS AND PARASITIC DISEASES (A00-B99)	M	4	1	1	7	15	9	18	14	5	16	0	90	
		F	7	0	0	1	7	17	9	3	2	8	0	54	
		T	11	1	1	8	22	26	27	17	7	24	0	144	
II	NEOPLASMS (C00-D48)	M	0	0	1	0	1	3	15	14	11	21	1	67	
		F	0	0	0	1	3	3	12	20	9	9	1	58	
		T	0	0	1	1	4	6	27	34	20	30	2	125	
III	DISEASES OF BLOOD & BLOOD FORMING ORGANS & CERTAIN DISORDERS INVOLVING THE IMMUNE MECHANISM (D50-D89)	M	0	0	2	0	1	0	2	0	0	2	0	7	
		F	0	0	0	2	2	4	1	1	1	1	0	12	
		T	0	0	2	2	3	4	3	1	1	3	0	19	
IV	ENDOCRINE, NUTRITIONAL AND METABOLIC DISEASES (E00-E89)	M	2	0	0	0	1	8	13	15	5	18	0	62	
		F	0	0	0	1	4	6	7	10	9	18	2	57	
		T	2	0	0	1	5	14	20	25	14	36	2	119	
V	MENTAL AND BEHAVIOURAL DISORDERS (F01-F99)	M	0	0	0	1	0	3	2	1	0	0	0	7	
		F	0	0	0	0	1	0	0	0	0	0	0	1	
		T	0	0	0	1	1	3	2	1	0	0	0	8	
VI	DISEASES OF THE NERVOUS SYSTEM (G00-G98)	M	5	4	2	1	2	2	3	2	1	1	0	23	
		F	4	0	0	1	0	1	2	2	0	0	0	10	
		T	9	4	2	2	2	3	5	4	1	1	0	33	
VII	DISEASES OF THE EYE AND ADNEXA (H00-H59)	M	0	0	0	0	0	0	0	0	0	0	0	0	
		F	0	0	0	0	0	0	0	0	0	0	0	0	
		T	0	0	0	0	0	0	0	0	0	0	0	0	
VIII	DISEASES OF THE EAR AND MASTOID PROCESS (H60-H95)	M	0	0	0	0	0	0	0	0	0	0	0	0	
		F	0	0	0	0	0	0	0	0	0	0	0	0	
		T	0	0	0	0	0	0	0	0	0	0	0	0	
IX	DISEASES OF THE CIRCULATORY SYSTEM (I00-I99)	M	0	1	0	5	19	31	51	49	27	104	4	291	
		F	1	0	0	7	10	24	24	24	12	49	0	151	
		T	1	1	0	12	29	55	75	73	39	153	4	442	
X	DISEASES OF THE RESPIRATORY SYSTEM (J00-J98)	M	4	1	1	2	5	6	7	4	4	16	0	50	
		F	7	0	0	1	3	1	3	7	7	34	1	64	
		T	11	1	1	3	8	7	10	11	11	50	1	114	
XI	DISEASES OF THE DIGESTIVE SYSTEM (K00-K92)	M	0	0	0	1	13	40	46	40	13	15	4	172	
		F	1	0	0	5	6	16	26	19	4	9	0	86	
		T	1	0	0	6	19	56	72	59	17	24	4	258	
XII	DISEASES OF THE SKIN AND SUBCUTANEOUS TISSUE (L00-L98)	M	0	0	0	0	0	1	0	0	0	1	0	2	
		F	0	0	0	1	1	0	1	0	0	1	0	4	
		T	0	0	0	1	1	1	1	0	0	2	0	6	
XIII	DISEASES OF THE MUSCULOSKELETAL SYSTEM AND CONNECTIVE TISSUE (M00-M99)	M	0	0	0	0	0	1	0	0	0	0	0	1	
		F	0	0	0	2	1	1	0	1	0	0	0	5	
		T	0	0	0	2	1	2	0	1	0	0	0	6	
XIV	DISEASES OF THE GENITOURINARY SYSTEM (N00-N99)	M	1	0	1	2	5	3	10	7	1	16	0	46	
		F	2	0	1	5	4	7	11	19	0	5	2	56	
		T	3	0	2	7	9	10	21	26	1	21	2	102	
XV	PREGNANCY, CHILDBIRTH AND THE PUERPERIUM (O00-O99)	F	0	0	0	1	4	1	0	0	0	0	0	6	
		T	0	0	0	1	4	1	0	0	0	0	0	6	
XVI	CERTAIN CONDITIONS ORIGINATING IN THE PERINATAL PERIOD (P00-P96)	M	28	0	0	0	0	0	0	0	0	0	1	29	
		F	30	0	0	0	0	0	0	0	0	0	0	30	
		T	58	0	0	0	0	0	0	0	0	0	1	59	
XVII	CONGENITAL MALFORMATIONS, DEFORMATIONS AND CHROMOSOMAL ABNORMALITIES (Q00-Q99)	M	9	1	1	0	0	0	0	0	0	0	0	11	
		F	3	0	0	0	0	0	0	0	0	0	0	3	
		T	12	1	1	0	0	0	0	0	0	0	0	14	
XVIII	SYMPTOMS, SIGNS AND ABNORMAL CLINICAL AND LABORATORY FINDINGS N.E.C. (R00-R99)	M	1	0	0	0	3	3	1	0	0	1	0	9	
		F	0	0	1	0	1	0	0	0	0	0	0	2	
		T	1	0	1	0	4	3	1	0	0	1	0	11	
XIX	INJURY, POISONING AND CERTAIN OTHER CONSEQUENCES OF EXTERNAL CAUSES (S00-T98)	M	1	2	2	10	18	16	19	5	3	3	0	79	
		F	2	0	0	5	2	5	0	2	0	5	0	21	
		T	3	2	2	15	20	21	19	7	3	8	0	100	
XXII	Codes for Special Purposes (U00-U49)	M	0	0	0	1	3	7	6	11	10	18	0	56	
		F	1	0	0	1	2	5	2	6	3	6	0	26	
		T	1	0	0	2	5	12	8	17	13	24	0	82	
ALL CAUSES	M	55	10	11	30	86	133	193	162	80	232	10	1002		
	F	58	0	2	34	51	91	98	114	47	145	6	646		
	T	113	10	13	64	137	224	291	276	127	377	16	1648		

TABLE 7.29 :MEDICALLY CERTIFIED DEATHS BY AGE, SEX AND MAJOR CAUSE GROUPS (BASED UPON TENTH REVISION OF ICD) DURING 2020

TAMIL NADU

Major Group No.	CAUSE OF DEATH	Sex	AGE GROUPS											N.S.	TOTAL
			<1	1-4	5-14	15-24	25-34	35-44	45-54	55-64	65-69	70+			
1	2	3	4	5	6	7	8	9	10	11	12	13	14	15	
I	CERTAIN INFECTIOUS AND PARASITIC DISEASES (A00-B99)	M	228	77	100	228	520	1060	1632	1895	907	1925	145	8717	
		F	190	69	91	246	304	443	693	972	508	1234	78	4828	
		T	418	146	191	474	824	1503	2325	2867	1415	3159	223	13545	
II	NEOPLASMS (C00-D48)	M	3	11	36	75	111	336	787	1074	583	1167	16	4199	
		F	0	13	27	60	111	367	786	995	420	856	10	3645	
		T	3	24	63	135	222	703	1573	2069	1003	2023	26	7844	
III	DISEASES OF BLOOD & BLOOD FORMING ORGANS & CERTAIN DISORDERS INVOLVING THE IMMUNE MECHANISM (D50-D89)	M	8	1	10	18	31	37	54	80	36	149	5	429	
		F	2	4	10	34	29	46	61	70	46	149	2	453	
		T	10	5	20	52	60	83	115	150	82	298	7	882	
IV	ENDOCRINE, NUTRITIONAL AND METABOLIC DISEASES (E00-E89)	M	21	12	17	66	202	642	1671	2757	1500	3692	364	10944	
		F	13	9	20	69	119	296	1060	1994	1125	2812	185	7702	
		T	34	21	37	135	321	938	2731	4751	2625	6504	549	18646	
V	MENTAL AND BEHAVIOURAL DISORDERS (F01-F99)	M	0	1	3	15	25	43	58	53	18	50	1	267	
		F	3	4	2	12	5	7	15	24	6	29	0	107	
		T	3	5	5	27	30	50	73	77	24	79	1	374	
VI	DISEASES OF THE NERVOUS SYSTEM (G00-G98)	M	25	23	38	83	122	218	290	366	185	465	37	1852	
		F	24	24	32	67	76	79	133	180	127	327	16	1085	
		T	49	47	70	150	198	297	423	546	312	792	53	2937	
VII	DISEASES OF THE EYE AND ADNEXA (H00-H59)	M	0	1	0	1	1	7	6	4	4	14	0	38	
		F	0	0	0	3	2	1	3	6	0	6	0	21	
		T	0	1	0	4	3	8	9	10	4	20	0	59	
VIII	DISEASES OF THE EAR AND MASTOID PROCESS (H60-H95)	M	0	0	0	1	3	1	3	7	3	7	0	25	
		F	0	0	0	0	1	0	2	2	5	18	0	28	
		T	0	0	0	1	4	1	5	9	8	25	0	53	
IX	DISEASES OF THE CIRCULATORY SYSTEM (I00-I99)	M	298	78	229	803	2347	5952	12932	19700	10608	32752	414	86113	
		F	250	104	194	589	1038	2411	5963	10948	7319	28297	227	57340	
		T	548	182	423	1392	3385	8363	18895	30648	17927	61049	641	143453	
X	DISEASES OF THE RESPIRATORY SYSTEM (J00-J98)	M	257	67	121	394	788	1478	2943	4293	2163	5604	330	18438	
		F	252	59	116	327	372	677	1241	1902	1102	3243	149	9440	
		T	509	126	237	721	1160	2155	4184	6195	3265	8847	479	27878	
XI	DISEASES OF THE DIGESTIVE SYSTEM (K00-K92)	M	11	13	26	92	283	711	960	888	357	784	29	4154	
		F	9	16	12	74	75	131	256	311	213	444	10	1551	
		T	20	29	38	166	358	842	1216	1199	570	1228	39	5705	
XII	DISEASES OF THE SKIN AND SUBCUTANEOUS TISSUE (L00-L98)	M	1	0	3	1	7	15	21	26	21	33	3	131	
		F	2	1	1	1	4	12	17	18	8	30	1	95	
		T	3	1	4	2	11	27	38	44	29	63	4	226	
XIII	DISEASES OF THE MUSCULOSKELETAL SYSTEM AND CONNECTIVE TISSUE (M00-M99)	M	0	1	2	3	2	10	12	16	12	28	9	95	
		F	1	1	4	3	2	7	10	19	4	24	3	78	
		T	1	2	6	6	4	17	22	35	16	52	12	173	
XIV	DISEASES OF THE GENITOURINARY SYSTEM (N00-N99)	M	10	16	36	137	255	514	1006	1322	591	1518	31	5436	
		F	13	8	29	77	105	221	438	679	395	1034	14	3013	
		T	23	24	65	214	360	735	1444	2001	986	2552	45	8449	
XV	PREGNANCY, CHILDBIRTH AND THE PUERPERIUM (O00-O99)	F	0	0	0	43	52	17	1	0	0	0	4	117	
		T	0	0	0	43	52	17	1	0	0	0	4	117	
XVI	CERTAIN CONDITIONS ORIGINATING IN THE PERINATAL PERIOD (P00-P96)	M	3376	0	0	0	0	0	0	0	0	0	3	3379	
		F	2337	0	0	0	0	0	0	0	0	0	1	2338	
		T	5713	0	0	0	0	0	0	0	0	0	4	5717	
XVII	CONGENITAL MALFORMATIONS, DEFORMATIONS AND CHROMOSOMAL ABNORMALITIES (Q00-Q99)	M	74	4	10	19	26	71	139	175	83	197	10	808	
		F	59	11	6	18	16	23	53	86	63	160	9	504	
		T	133	15	16	37	42	94	192	261	146	357	19	1312	
XVIII	SYMPTOMS, SIGNS AND ABNORMAL CLINICAL AND LABORATORY FINDINGS N.E.C. (R00-R99)	M	202	87	118	378	629	1303	2538	3694	2099	12450	163	23661	
		F	151	67	98	241	334	553	1194	2160	1479	11491	103	17871	
		T	353	154	216	619	963	1856	3732	5854	3578	23941	266	41532	
XIX	INJURY, POISONING AND CERTAIN OTHER CONSEQUENCES OF EXTERNAL CAUSES (S00-T98)	M	12	30	76	581	963	992	1007	937	404	712	24	5738	
		F	14	18	64	479	380	338	353	321	154	435	5	2561	
		T	26	48	140	1060	1343	1330	1360	1258	558	1147	29	8299	
XXII	Codes for Special Purposes (U00-U49)	M	4	4	11	28	124	345	891	1629	894	2151	113	6194	
		F	2	1	6	37	62	130	352	530	308	664	52	2144	
		T	6	5	17	65	186	475	1243	2159	1202	2815	165	8338	
ALL CAUSES	M	4530	426	836	2923	6439	13735	26950	38916	20468	63698	1697	180618		
	F	3322	409	712	2380	3087	5759	12631	21217	13282	51253	869	114921		
	T	7852	835	1548	5303	9526	19494	39581	60133	33750	114951	2566	295539		

TABLE 7.30 :MEDICALLY CERTIFIED DEATHS BY AGE, SEX AND MAJOR CAUSE GROUPS (BASED UPON TENTH REVISION OF ICD) DURING 2020

TELANGANA																
Major Group No.	CAUSE OF DEATH	Sex	AGE GROUPS												N.S.	TOTAL
			<1	1-4	5-14	15-24	25-34	35-44	45-54	55-64	65-69	70+				
1	2	3	4	5	6	7	8	9	10	11	12	13	14	15		
I	CERTAIN INFECTIOUS AND PARASITIC DISEASES (A00-B99)	M	0	0	15	65	172	291	475	645	300	660	0	2623		
		F	0	1	20	54	79	140	297	417	200	471	0	1679		
		T	0	1	35	119	251	431	772	1062	500	1131	0	4302		
II	NEOPLASMS (C00-D48)	M	0	0	45	240	521	907	1454	1714	878	1792	0	7551		
		F	0	0	58	188	218	381	737	1064	543	1254	0	4443		
		T	0	0	103	428	739	1288	2191	2778	1421	3046	0	11994		
III	DISEASES OF BLOOD & BLOOD FORMING ORGANS & CERTAIN DISORDERS INVOLVING THE IMMUNE MECHANISM (D50-D89)	M	0	0	1	2	9	10	18	17	10	5	0	72		
		F	0	0	3	7	10	12	5	12	4	8	0	61		
		T	0	0	4	9	19	22	23	29	14	13	0	133		
IV	ENDOCRINE, NUTRITIONAL AND METABOLIC DISEASES (E00-E89)	M	0	0	1	1	7	11	18	41	8	38	0	125		
		F	0	0	1	0	0	10	16	27	10	22	0	86		
		T	0	0	2	1	7	21	34	68	18	60	0	211		
V	MENTAL AND BEHAVIOURAL DISORDERS (F01-F99)	M	0	0	0	6	9	13	17	9	6	11	0	71		
		F	0	0	1	1	2	5	4	6	6	7	0	32		
		T	0	0	1	7	11	18	21	15	12	18	0	103		
VI	DISEASES OF THE NERVOUS SYSTEM (G00-G98)	M	0	0	0	8	14	25	43	55	28	33	0	206		
		F	1	0	0	8	3	11	22	40	21	36	0	142		
		T	1	0	0	16	17	36	65	95	49	69	0	348		
VII	DISEASES OF THE EYE AND ADNEXA (H00-H59)	M	0	0	0	0	0	2	7	11	4	6	0	30		
		F	0	0	0	1	0	0	2	4	2	1	0	10		
		T	0	0	0	1	0	2	9	15	6	7	0	40		
VIII	DISEASES OF THE EAR AND MASTOID PROCESS (H60-H95)	M	0	0	0	0	1	1	0	1	0	0	0	3		
		F	0	0	0	0	1	0	0	0	0	0	0	1		
		T	0	0	0	0	2	1	0	1	0	0	0	4		
IX	DISEASES OF THE CIRCULATORY SYSTEM (I00-I99)	M	1	0	68	315	859	1768	2985	4009	1766	3738	0	15509		
		F	2	1	64	208	369	693	1352	2250	1221	2536	0	8696		
		T	3	1	132	523	1228	2461	4337	6259	2987	6274	0	24205		
X	DISEASES OF THE RESPIRATORY SYSTEM (J00-J98)	M	0	1	11	41	105	153	220	408	155	345	0	1439		
		F	1	0	16	42	31	63	104	191	76	188	0	712		
		T	1	1	27	83	136	216	324	599	231	533	0	2151		
XI	DISEASES OF THE DIGESTIVE SYSTEM (K00-K92)	M	0	0	0	10	33	60	63	68	14	10	0	258		
		F	0	0	0	2	5	8	6	14	4	9	0	48		
		T	0	0	0	12	38	68	69	82	18	19	0	306		
XII	DISEASES OF THE SKIN AND SUBCUTANEOUS TISSUE (L00-L98)	M	0	0	0	1	5	12	23	31	15	33	0	120		
		F	0	0	1	2	4	7	6	27	8	18	0	73		
		T	0	0	1	3	9	19	29	58	23	51	0	193		
XIII	DISEASES OF THE MUSCULOSKELETAL SYSTEM AND CONNECTIVE TISSUE (M00-M99)	M	0	0	6	20	35	59	100	103	42	102	0	467		
		F	0	0	5	9	15	34	53	71	32	62	0	281		
		T	0	0	11	29	50	93	153	174	74	164	0	748		
XIV	DISEASES OF THE GENITOURINARY SYSTEM (N00-N99)	M	0	0	2	20	49	94	136	220	67	96	0	684		
		F	1	0	1	11	20	28	64	94	38	57	0	314		
		T	1	0	3	31	69	122	200	314	105	153	0	998		
XV	PREGNANCY, CHILDBIRTH AND THE PUERPERIUM (O00-O99)	F	0	0	0	8	11	58	116	0	0	0	0	193		
		T	0	0	0	8	11	58	116	0	0	0	0	193		
		M	776	0	0	0	0	0	0	0	0	0	0	776		
XVI	CERTAIN CONDITIONS ORIGINATING IN THE PERINATAL PERIOD (P00-P96)	F	540	0	0	0	0	0	0	0	0	0	0	540		
		T	1316	0	0	0	0	0	0	0	0	0	0	1316		
		M	5	0	1	14	36	65	94	72	43	73	0	403		
XVII	CONGENITAL MALFORMATIONS, DEFORMATIONS AND CHROMOSOMAL ABNORMALITIES (Q00-Q99)	F	3	0	1	5	5	10	29	31	21	44	0	149		
		T	8	0	2	19	41	75	123	103	64	117	0	552		
		M	0	0	4	39	127	264	404	607	239	449	0	2133		
XVIII	SYMPTOMS, SIGNS AND ABNORMAL CLINICAL AND LABORATORY FINDINGS N.E.C. (R00-R99)	F	0	0	4	33	46	91	163	225	114	253	0	929		
		T	0	0	8	72	173	355	567	832	353	702	0	3062		
		M	0	1	22	220	512	716	920	1087	444	776	0	4698		
XIX	INJURY, POISONING AND CERTAIN OTHER CONSEQUENCES OF EXTERNAL CAUSES (S00-T98)	F	0	0	23	155	186	226	377	518	257	441	0	2183		
		T	0	1	45	375	698	942	1297	1605	701	1217	0	6881		
		M	0	7	18	42	162	359	765	1018	417	713	0	3501		
XXII	Codes for Special Purposes (U00-U49)	F	0	5	11	52	76	142	276	458	197	338	0	1555		
		T	0	12	29	94	238	501	1041	1476	614	1051	0	5056		
		M	782	9	194	1044	2656	4810	7742	10116	4436	8880	0	40669		
ALL CAUSES		F	548	7	209	786	1081	1919	3629	5449	2754	5745	0	22127		
		T	1330	16	403	1830	3737	6729	11371	15565	7190	14625	0	62796		

TABLE 7.31 :MEDICALLY CERTIFIED DEATHS BY AGE, SEX AND MAJOR CAUSE GROUPS (BASED UPON TENTH REVISION OF ICD) DURING 2020

TRIPURA																
Major Group No.	CAUSE OF DEATH	Sex	AGE GROUPS												N.S.	TOTAL
			<1	1-4	5-14	15-24	25-34	35-44	45-54	55-64	65-69	70+	13	14		
1	2	3	4	5	6	7	8	9	10	11	12	13	14	15		
I	CERTAIN INFECTIOUS AND PARASITIC DISEASES (A00-B99)	M	96	7	8	13	62	71	131	137	54	151	0	730		
		F	65	4	13	39	36	48	57	75	43	105	0	485		
		T	161	11	21	52	98	119	188	212	97	256	0	1215		
II	NEOPLASMS (C00-D48)	M	1	1	2	8	7	25	73	127	53	93	0	390		
		F	1	1	3	3	8	26	65	72	23	46	0	248		
		T	2	2	5	11	15	51	138	199	76	139	0	638		
III	DISEASES OF BLOOD & BLOOD FORMING ORGANS & CERTAIN DISORDERS INVOLVING THE IMMUNE MECHANISM (D50-D89)	M	1	1	1	9	9	15	14	14	15	40	0	119		
		F	0	1	1	8	11	11	13	20	5	39	0	109		
		T	1	2	2	17	20	26	27	34	20	79	0	228		
IV	ENDOCRINE, NUTRITIONAL AND METABOLIC DISEASES (E00-E89)	M	1	0	0	1	8	22	38	87	41	93	0	291		
		F	1	0	2	3	11	8	20	33	22	56	0	156		
		T	2	0	2	4	19	30	58	120	63	149	0	447		
V	MENTAL AND BEHAVIOURAL DISORDERS (F01-F99)	M	0	0	0	0	0	2	2	7	2	12	0	25		
		F	0	0	0	2	2	0	2	3	0	8	0	17		
		T	0	0	0	2	2	2	4	10	2	20	0	42		
VI	DISEASES OF THE NERVOUS SYSTEM (G00-G98)	M	0	2	5	8	10	7	13	13	6	21	0	85		
		F	4	0	4	3	7	4	4	7	2	11	0	46		
		T	4	2	9	11	17	11	17	20	8	32	0	131		
VII	DISEASES OF THE EYE AND ADNEXA (H00-H59)	M	0	0	0	0	1	0	1	1	0	2	0	5		
		F	0	0	0	1	0	0	0	1	0	2	0	4		
		T	0	0	0	1	1	0	1	2	0	4	0	9		
VIII	DISEASES OF THE EAR AND MASTOID PROCESS (H60-H95)	M	0	0	0	0	0	0	0	0	0	0	0	0		
		F	0	0	0	0	0	0	0	0	0	0	0	0		
		T	0	0	0	0	0	0	0	0	0	0	0	0		
IX	DISEASES OF THE CIRCULATORY SYSTEM (I00-I99)	M	36	0	9	22	50	186	436	677	373	890	0	2679		
		F	31	3	8	23	44	82	191	321	239	755	0	1697		
		T	67	3	17	45	94	268	627	998	612	1645	0	4376		
X	DISEASES OF THE RESPIRATORY SYSTEM (J00-J98)	M	35	9	7	11	25	51	96	138	70	196	0	638		
		F	27	2	4	10	11	17	36	66	36	132	0	341		
		T	62	11	11	21	36	68	132	204	106	328	0	979		
XI	DISEASES OF THE DIGESTIVE SYSTEM (K00-K92)	M	4	1	0	8	26	67	94	60	27	25	0	312		
		F	2	0	3	3	6	9	21	15	10	19	0	88		
		T	6	1	3	11	32	76	115	75	37	44	0	400		
XII	DISEASES OF THE SKIN AND SUBCUTANEOUS TISSUE (L00-L98)	M	1	0	0	0	0	3	4	2	1	3	0	14		
		F	0	0	0	0	1	3	1	3	3	3	0	14		
		T	1	0	0	0	1	6	5	5	4	6	0	28		
XIII	DISEASES OF THE MUSCULOSKELETAL SYSTEM AND CONNECTIVE TISSUE (M00-M99)	M	0	0	0	0	1	0	2	6	2	4	0	15		
		F	0	0	0	1	1	1	2	2	2	4	0	13		
		T	0	0	0	1	2	1	4	8	4	8	0	28		
XIV	DISEASES OF THE GENITOURINARY SYSTEM (N00-N99)	M	0	1	1	6	15	41	111	131	84	139	0	529		
		F	1	1	1	4	16	31	58	60	23	84	0	279		
		T	1	2	2	10	31	72	169	191	107	223	0	808		
XV	PREGNANCY, CHILDBIRTH AND THE PUERPERIUM (O00-O99)	F	0	0	0	19	10	12	14	0	0	0	0	55		
		T	0	0	0	19	10	12	14	0	0	0	0	55		
		M	258	0	0	0	0	0	0	0	0	0	0	258		
XVI	CERTAIN CONDITIONS ORIGINATING IN THE PERINATAL PERIOD (P00-P96)	F	182	0	0	0	0	0	0	0	0	0	0	182		
		T	440	0	0	0	0	0	0	0	0	0	0	440		
		M	3	0	0	2	0	1	2	0	1	6	0	15		
XVII	CONGENITAL MALFORMATIONS, DEFORMATIONS AND CHROMOSOMAL ABNORMALITIES (Q00-Q99)	F	6	0	0	0	0	0	3	2	0	2	0	13		
		T	9	0	0	2	0	1	5	2	1	8	0	28		
		M	4	1	3	7	11	16	32	45	26	131	0	276		
XVIII	SYMPTOMS, SIGNS AND ABNORMAL CLINICAL AND LABORATORY FINDINGS N.E.C. (R00-R99)	F	8	0	3	9	5	6	16	26	16	164	0	253		
		T	12	1	6	16	16	22	48	71	42	295	0	529		
		M	11	2	5	48	73	70	54	52	10	21	0	346		
XIX	INJURY, POISONING AND CERTAIN OTHER CONSEQUENCES OF EXTERNAL CAUSES (S00-T98)	F	9	0	5	25	40	17	18	20	9	25	0	168		
		T	20	2	10	73	113	87	72	72	19	46	0	514		
		M	0	0	0	3	6	22	29	56	32	55	0	203		
XXII	Codes for Special Purposes (U00-U49)	F	0	0	0	0	2	10	9	18	5	18	0	62		
		T	0	0	0	3	8	32	38	74	37	73	0	265		
		M	451	25	41	146	304	599	1132	1553	797	1882	0	6930		
ALL CAUSES		F	337	12	47	153	211	285	530	744	438	1473	0	4230		
		T	788	37	88	299	515	884	1662	2297	1235	3355	0	11160		

TABLE 7.32 :MEDICALLY CERTIFIED DEATHS BY AGE, SEX AND MAJOR CAUSE GROUPS (BASED UPON TENTH REVISION OF ICD) DURING 2020

UTTARAKHAND																
Major Group No.	CAUSE OF DEATH	Sex	AGE GROUPS												N.S.	TOTAL
			<1	1-4	5-14	15-24	25-34	35-44	45-54	55-64	65-69	70+	14	15		
1	2	3	4	5	6	7	8	9	10	11	12	13	14	15		
I	CERTAIN INFECTIOUS AND PARASITIC DISEASES (A00-B99)	M	16	14	16	22	28	41	56	58	39	81	2	373		
		F	14	10	13	31	18	30	35	39	30	39	1	260		
		T	30	24	29	53	46	71	91	97	69	120	3	633		
II	NEOPLASMS (C00-D48)	M	0	1	1	2	3	12	23	46	45	49	0	182		
		F	1	0	0	4	4	8	12	21	39	26	0	115		
		T	1	1	1	6	7	20	35	67	84	75	0	297		
III	DISEASES OF BLOOD & BLOOD FORMING ORGANS & CERTAIN DISORDERS INVOLVING THE IMMUNE MECHANISM (D50-D89)	M	1	1	0	5	6	5	7	8	12	9	0	54		
		F	2	3	7	5	6	7	10	7	9	9	0	65		
		T	3	4	7	10	12	12	17	15	21	18	0	119		
IV	ENDOCRINE, NUTRITIONAL AND METABOLIC DISEASES (E00-E89)	M	6	2	1	13	17	12	37	60	43	56	5	252		
		F	0	0	0	5	6	14	28	48	45	47	2	195		
		T	6	2	1	18	23	26	65	108	88	103	7	447		
V	MENTAL AND BEHAVIOURAL DISORDERS (F01-F99)	M	0	0	0	0	2	3	7	4	1	1	0	18		
		F	0	0	0	0	0	0	1	1	0	0	0	2		
		T	0	0	0	0	2	3	8	5	1	1	0	20		
VI	DISEASES OF THE NERVOUS SYSTEM (G00-G98)	M	1	3	5	13	11	6	19	26	7	13	3	107		
		F	1	1	1	7	6	9	14	11	7	9	5	71		
		T	2	4	6	20	17	15	33	37	14	22	8	178		
VII	DISEASES OF THE EYE AND ADNEXA (H00-H59)	M	0	0	0	0	0	0	0	0	0	0	0	0		
		F	0	0	0	0	0	0	0	0	0	0	0	0		
		T	0	0	0	0	0	0	0	0	0	0	0	0		
VIII	DISEASES OF THE EAR AND MASTOID PROCESS (H60-H95)	M	0	0	1	0	0	0	0	0	0	0	0	1		
		F	0	0	0	0	0	0	0	0	0	0	0	0		
		T	0	0	1	0	0	0	0	0	0	0	0	1		
IX	DISEASES OF THE CIRCULATORY SYSTEM (I00-I99)	M	5	2	3	14	26	100	186	224	150	241	32	983		
		F	3	0	0	12	13	52	117	134	125	166	17	639		
		T	8	2	3	26	39	152	303	358	275	407	49	1622		
X	DISEASES OF THE RESPIRATORY SYSTEM (J00-J98)	M	34	16	6	21	21	51	84	149	142	214	1	739		
		F	19	9	10	14	9	44	71	98	91	120	2	487		
		T	53	25	16	35	30	95	155	247	233	334	3	1226		
XI	DISEASES OF THE DIGESTIVE SYSTEM (K00-K92)	M	7	1	3	5	20	63	62	48	28	37	0	274		
		F	1	2	4	4	13	19	35	24	14	28	0	144		
		T	8	3	7	9	33	82	97	72	42	65	0	418		
XII	DISEASES OF THE SKIN AND SUBCUTANEOUS TISSUE (L00-L98)	M	0	0	0	0	1	0	1	0	1	3	0	6		
		F	0	0	0	0	1	1	2	0	3	1	0	8		
		T	0	0	0	0	2	1	3	0	4	4	0	14		
XIII	DISEASES OF THE MUSCULOSKELETAL SYSTEM AND CONNECTIVE TISSUE (M00-M99)	M	0	1	0	1	1	2	2	0	1	2	0	10		
		F	0	0	0	1	1	2	1	2	4	0	0	11		
		T	0	1	0	2	2	4	3	2	5	2	0	21		
XIV	DISEASES OF THE GENITOURINARY SYSTEM (N00-N99)	M	0	0	0	6	15	23	64	72	45	64	4	293		
		F	1	2	2	8	11	20	38	52	25	51	2	212		
		T	1	2	2	14	26	43	102	124	70	115	6	505		
XV	PREGNANCY, CHILDBIRTH AND THE PUERPERIUM (O00-O99)	F	0	0	0	4	13	2	0	0	0	0	0	19		
		T	0	0	0	4	13	2	0	0	0	0	0	19		
		M	178	0	0	0	0	0	0	0	0	0	0	178		
XVI	CERTAIN CONDITIONS ORIGINATING IN THE PERINATAL PERIOD (P00-P96)	F	110	0	0	0	0	0	0	0	0	0	0	110		
		T	288	0	0	0	0	0	0	0	0	0	0	288		
		M	9	0	0	0	0	0	0	0	0	0	0	9		
XVII	CONGENITAL MALFORMATIONS, DEFORMATIONS AND CHROMOSOMAL ABNORMALITIES (Q00-Q99)	F	7	0	0	0	1	0	0	0	0	0	0	8		
		T	16	0	0	0	1	0	0	0	0	0	0	17		
		M	14	2	2	12	15	23	41	43	30	36	1	219		
XVIII	SYMPTOMS, SIGNS AND ABNORMAL CLINICAL AND LABORATORY FINDINGS N.E.C. (R00-R99)	F	8	0	0	12	14	18	25	38	19	30	0	164		
		T	22	2	2	24	29	41	66	81	49	66	1	383		
		M	1	4	0	20	22	16	20	19	3	4	0	109		
XIX	INJURY, POISONING AND CERTAIN OTHER CONSEQUENCES OF EXTERNAL CAUSES (S00-T98)	F	0	0	3	17	9	10	4	8	3	2	0	56		
		T	1	4	3	37	31	26	24	27	6	6	0	165		
		M	1	1	1	20	22	44	99	149	83	200	22	642		
XXII	Codes for Special Purposes (U00-U49)	F	0	1	1	8	18	27	39	60	39	78	19	290		
		T	1	2	2	28	40	71	138	209	122	278	41	932		
		M	273	48	39	154	210	401	708	906	630	1010	70	4449		
ALL CAUSES		F	167	28	41	132	143	263	432	543	453	606	48	2856		
		T	440	76	80	286	353	664	1140	1449	1083	1616	118	7305		

TABLE 7.33 :MEDICALLY CERTIFIED DEATHS BY AGE, SEX AND MAJOR CAUSE GROUPS (BASED UPON TENTH REVISION OF ICD) DURING 2020

UTTAR PRADESH															
Major Group No.	CAUSE OF DEATH	Sex	AGE GROUPS												TOTAL
			<1	1-4	5-14	15-24	25-34	35-44	45-54	55-64	65-69	70+	N.S.		
1	2	3	4	5	6	7	8	9	10	11	12	13	14	15	
I	CERTAIN INFECTIOUS AND PARASITIC DISEASES (A00-B99)	M	99	173	248	379	539	496	637	717	561	946	161	4956	
		F	73	104	187	334	340	317	365	377	319	534	126	3076	
		T	172	277	435	713	879	813	1002	1094	880	1480	287	8032	
II	NEOPLASMS (C00-D48)	M	15	19	25	40	71	229	235	267	176	243	12	1332	
		F	5	6	10	14	38	187	162	187	156	142	19	926	
		T	20	25	35	54	109	416	397	454	332	385	31	2258	
III	DISEASES OF BLOOD & BLOOD FORMING ORGANS & CERTAIN DISORDERS INVOLVING THE IMMUNE MECHANISM (D50-D89)	M	22	23	59	99	89	96	95	118	68	139	5	813	
		F	9	9	32	94	99	76	90	92	60	73	15	649	
		T	31	32	91	193	188	172	185	210	128	212	20	1462	
IV	ENDOCRINE, NUTRITIONAL AND METABOLIC DISEASES (E00-E89)	M	9	11	10	15	93	132	199	251	169	215	35	1139	
		F	3	4	5	22	38	79	102	210	147	122	19	751	
		T	12	15	15	37	131	211	301	461	316	337	54	1890	
V	MENTAL AND BEHAVIOURAL DISORDERS (F01-F99)	M	0	0	4	0	14	5	32	21	15	21	0	112	
		F	0	2	0	4	11	5	13	21	16	11	0	83	
		T	0	2	4	4	25	10	45	42	31	32	0	195	
VI	DISEASES OF THE NERVOUS SYSTEM (G00-G98)	M	30	37	24	31	114	80	149	185	169	128	21	968	
		F	16	30	34	46	53	46	78	82	84	87	22	578	
		T	46	67	58	77	167	126	227	267	253	215	43	1546	
VII	DISEASES OF THE EYE AND ADNEXA (H00-H59)	M	0	0	0	0	0	2	16	6	0	6	0	30	
		F	0	0	0	0	1	1	2	1	0	2	0	7	
		T	0	0	0	0	1	3	18	7	0	8	0	37	
VIII	DISEASES OF THE EAR AND MASTOID PROCESS (H60-H95)	M	0	0	0	1	1	4	2	1	1	3	0	13	
		F	0	0	0	0	0	0	2	2	0	0	0	4	
		T	0	0	0	1	1	4	4	3	1	3	0	17	
IX	DISEASES OF THE CIRCULATORY SYSTEM (I00-I99)	M	104	67	140	503	607	774	1409	1866	1366	2269	338	9443	
		F	37	52	102	297	378	425	768	974	821	1358	162	5374	
		T	141	119	242	800	985	1199	2177	2840	2187	3627	500	14817	
X	DISEASES OF THE RESPIRATORY SYSTEM (J00-J98)	M	94	90	87	151	266	514	1005	1319	1190	1524	564	6804	
		F	69	72	56	138	195	244	543	748	678	779	294	3816	
		T	163	162	143	289	461	758	1548	2067	1868	2303	858	10620	
XI	DISEASES OF THE DIGESTIVE SYSTEM (K00-K92)	M	15	11	35	80	194	231	269	309	270	307	130	1851	
		F	5	3	33	59	108	114	143	156	135	225	86	1067	
		T	20	14	68	139	302	345	412	465	405	532	216	2918	
XII	DISEASES OF THE SKIN AND SUBCUTANEOUS TISSUE (L00-L98)	M	0	0	3	8	18	19	32	17	5	13	0	115	
		F	0	0	2	4	7	14	26	21	8	11	0	93	
		T	0	0	5	12	25	33	58	38	13	24	0	208	
XIII	DISEASES OF THE MUSCULOSKELETAL SYSTEM AND CONNECTIVE TISSUE (M00-M99)	M	0	0	1	2	6	19	13	14	4	10	0	69	
		F	0	0	1	4	0	6	8	7	9	6	0	41	
		T	0	0	2	6	6	25	21	21	13	16	0	110	
XIV	DISEASES OF THE GENITOURINARY SYSTEM (N00-N99)	M	11	2	20	59	77	84	120	520	365	734	68	2060	
		F	3	2	24	27	57	60	106	247	286	366	28	1206	
		T	14	4	44	86	134	144	226	767	651	1100	96	3266	
XV	PREGNANCY, CHILDBIRTH AND THE PUERPERIUM (O00-O99)	F	0	0	0	1657	957	821	79	0	0	0	0	3514	
		T	0	0	0	1657	957	821	79	0	0	0	0	3514	
		M	1239	0	0	0	0	0	0	0	0	0	0	1239	
XVI	CERTAIN CONDITIONS ORIGINATING IN THE PERINATAL PERIOD (P00-P96)	F	826	0	0	0	0	0	0	0	0	0	0	826	
		T	2065	0	0	0	0	0	0	0	0	0	0	2065	
		M	17	9	3	3	0	4	5	5	3	6	1	56	
XVII	CONGENITAL MALFORMATIONS, DEFORMATIONS AND CHROMOSOMAL ABNORMALITIES (Q00-Q99)	F	13	7	2	5	5	3	5	4	2	0	0	46	
		T	30	16	5	8	5	7	10	9	5	6	1	102	
		M	40	54	100	174	248	360	380	503	401	1787	31	4078	
XVIII	SYMPTOMS, SIGNS AND ABNORMAL CLINICAL AND LABORATORY FINDINGS N.E.C. (R00-R99)	F	27	47	104	189	156	234	251	357	255	278	333	2231	
		T	67	101	204	363	404	594	631	860	656	2065	364	6309	
		M	0	0	0	21	25	27	29	164	237	16414	8293	25210	
XIX	INJURY, POISONING AND CERTAIN OTHER CONSEQUENCES OF EXTERNAL CAUSES (S00-T98)	F	1	1	4	14	9	13	14	78	120	4114	4255	8623	
		T	1	1	4	35	34	40	43	242	357	20528	12548	33833	
		M	30	58	332	1114	1523	1187	1207	1206	1130	2464	802	11053	
XXII	Codes for Special Purposes (U00-U49)	F	17	34	245	556	765	563	559	554	629	1044	470	5436	
		T	47	92	577	1670	2288	1750	1766	1760	1759	3508	1272	16489	
		M	1725	554	1091	2680	3885	4263	5834	7489	6130	27229	10461	71341	
ALL CAUSES		F	1104	373	841	3464	3217	3208	3316	4118	3725	9152	5829	38347	
		T	2829	927	1932	6144	7102	7471	9150	11607	9855	36381	16290	109688	

TABLE 7.34 :MEDICALLY CERTIFIED DEATHS BY AGE, SEX AND MAJOR CAUSE GROUPS (BASED UPON TENTH REVISION OF ICD) DURING 2020

WEST BENGAL

Major Group No.	CAUSE OF DEATH	Sex	AGE GROUPS											N.S.	TOTAL
			<1	1-4	5-14	15-24	25-34	35-44	45-54	55-64	65-69	70+	14		
1	2	3	4	5	6	7	8	9	10	11	12	13	14	15	
I	CERTAIN INFECTIOUS AND PARASITIC DISEASES (A00-B99)	M	462	117	126	279	433	626	1040	1480	619	1508	0	6690	
		F	327	80	120	332	326	433	733	898	446	1026	0	4721	
		T	789	197	246	611	759	1059	1773	2378	1065	2534	0	11411	
II	NEOPLASMS (C00-D48)	M	6	10	21	26	31	31	144	231	124	162	0	786	
		F	1	9	12	22	24	62	189	137	73	77	0	606	
		T	7	19	33	48	55	93	333	368	197	239	0	1392	
III	DISEASES OF BLOOD & BLOOD FORMING ORGANS & CERTAIN DISORDERS INVOLVING THE IMMUNE MECHANISM (D50-D89)	M	44	19	31	31	32	43	39	55	28	36	0	358	
		F	25	15	21	51	27	25	50	56	21	57	0	348	
		T	69	34	52	82	59	68	89	111	49	93	0	706	
IV	ENDOCRINE, NUTRITIONAL AND METABOLIC DISEASES (E00-E89)	M	37	8	12	29	52	131	281	455	226	449	0	1680	
		F	27	3	13	37	48	91	212	329	137	310	0	1207	
		T	64	11	25	66	100	222	493	784	363	759	0	2887	
V	MENTAL AND BEHAVIOURAL DISORDERS (F01-F99)	M	0	0	0	0	6	9	12	25	4	5	0	61	
		F	0	0	0	0	2	4	5	17	0	3	0	31	
		T	0	0	0	0	8	13	17	42	4	8	0	92	
VI	DISEASES OF THE NERVOUS SYSTEM (G00-G98)	M	81	62	79	69	80	92	154	202	94	197	0	1110	
		F	43	41	62	59	70	68	85	98	53	113	0	692	
		T	124	103	141	128	150	160	239	300	147	310	0	1802	
VII	DISEASES OF THE EYE AND ADNEXA (H00-H59)	M	2	1	2	1	1	6	2	3	1	5	0	24	
		F	0	0	1	0	2	1	3	2	2	3	0	14	
		T	2	1	3	1	3	7	5	5	3	8	0	38	
VIII	DISEASES OF THE EAR AND MASTOID PROCESS (H60-H95)	M	1	0	2	0	1	1	0	1	0	0	0	6	
		F	0	0	0	0	0	1	0	0	0	0	0	1	
		T	1	0	2	0	1	2	0	1	0	0	0	7	
IX	DISEASES OF THE CIRCULATORY SYSTEM (I00-I99)	M	231	49	71	243	490	1592	2928	5013	2415	4837	0	17869	
		F	170	41	97	316	425	1510	1991	3055	1604	3835	0	13044	
		T	401	90	168	559	915	3102	4919	8068	4019	8672	0	30913	
X	DISEASES OF THE RESPIRATORY SYSTEM (J00-J98)	M	313	85	65	148	270	419	1257	2236	1585	4140	0	10518	
		F	254	64	59	163	196	281	607	953	520	1438	0	4535	
		T	567	149	124	311	466	700	1864	3189	2105	5578	0	15053	
XI	DISEASES OF THE DIGESTIVE SYSTEM (K00-K92)	M	49	18	29	72	280	537	624	481	167	257	0	2514	
		F	42	18	22	65	93	105	173	185	74	132	0	909	
		T	91	36	51	137	373	642	797	666	241	389	0	3423	
XII	DISEASES OF THE SKIN AND SUBCUTANEOUS TISSUE (L00-L98)	M	2	2	1	5	9	5	9	12	12	13	0	70	
		F	1	2	3	5	5	9	9	7	2	12	0	55	
		T	3	4	4	10	14	14	18	19	14	25	0	125	
XIII	DISEASES OF THE MUSCULOSKELETAL SYSTEM AND CONNECTIVE TISSUE (M00-M99)	M	7	1	1	14	11	13	16	18	8	11	0	100	
		F	4	3	2	16	13	12	11	6	2	5	0	74	
		T	11	4	3	30	24	25	27	24	10	16	0	174	
XIV	DISEASES OF THE GENITOURINARY SYSTEM (N00-N99)	M	50	18	38	115	220	365	685	925	388	887	0	3691	
		F	30	6	34	112	167	240	377	459	227	460	0	2112	
		T	80	24	72	227	387	605	1062	1384	615	1347	0	5803	
XV	PREGNANCY, CHILDBIRTH AND THE PUERPERIUM (O00-O99)	F	0	0	0	94	386	386	208	0	0	0	0	1074	
		T	0	0	0	94	386	386	208	0	0	0	0	1074	
XVI	CERTAIN CONDITIONS ORIGINATING IN THE PERINATAL PERIOD (P00-P96)	M	2741	0	0	0	0	0	0	0	0	0	0	2741	
		F	3642	0	0	0	0	0	0	0	0	0	0	3642	
		T	6383	0	0	0	0	0	0	0	0	0	0	6383	
XVII	CONGENITAL MALFORMATIONS, DEFORMATIONS AND CHROMOSOMAL ABNORMALITIES (Q00-Q99)	M	583	0	0	0	0	0	0	0	0	0	0	583	
		F	322	0	0	0	0	0	0	0	0	0	0	322	
		T	905	0	0	0	0	0	0	0	0	0	0	905	
XVIII	SYMPTOMS, SIGNS AND ABNORMAL CLINICAL AND LABORATORY FINDINGS N.E.C. (R00-R99)	M	207	73	140	637	791	779	984	1149	472	912	0	6144	
		F	169	51	100	494	442	380	488	529	246	525	0	3424	
		T	376	124	240	1131	1233	1159	1472	1678	718	1437	0	9568	
XIX	INJURY, POISONING AND CERTAIN OTHER CONSEQUENCES OF EXTERNAL CAUSES (S00-T98)	M	22	11	52	318	408	333	393	350	105	226	0	2218	
		F	10	11	56	426	363	230	205	199	85	196	0	1781	
		T	32	22	108	744	771	563	598	549	190	422	0	3999	
XXII	CODES FOR SPECIAL PURPOSES (U00-U49)	M	4	1	2	32	63	128	330	708	419	1248	0	2935	
		F	3	1	4	19	41	61	186	288	163	475	0	1241	
		T	7	2	6	51	104	189	516	996	582	1723	0	4176	
ALL CAUSES	M	4842	475	672	2019	3178	5110	8898	13344	6667	14893	0	60098		
	F	5070	345	606	2211	2630	3899	5532	7218	3655	8667	0	39833		
	T	9912	820	1278	4230	5808	9009	14430	20562	10322	23560	0	99931		

TABLE 8.1: PERCENTAGE DISTRIBUTION OF MEDICALLY CERTIFIED DEATHS BY AGE, SEX AND MAJOR CAUSE GROUPS
(BASED UPON TENTH REVISION OF ICD) DURING 2020

ANDHRA PRADESH

Major Group No.	CAUSE OF DEATH	Sex	AGE GROUPS											N.S.	TOTAL
			<1	1-4	5-14	15-24	25-34	35-44	45-54	55-64	65-69	70+			
1	2	3	4	5	6	7	8	9	10	11	12	13	14	15	
I	CERTAIN INFECTIOUS AND PARASITIC DISEASES (A00-B99)	M	0.5	4.9	9.2	5.2	4.2	5.2	3.8	3.6	4.6	2.7	0.0	3.8	
		F	0.5	8.7	15.4	6.5	5.4	7.0	5.6	4.9	5.5	3.6	0.0	5.1	
		T	0.5	6.7	12.2	5.8	4.6	5.8	4.4	4.0	4.9	3.0	0.0	4.3	
II	NEOPLASMS (C00-D48)	M	0.0	1.1	0.7	0.2	0.4	0.3	0.5	0.4	0.3	0.5	0.0	0.4	
		F	0.0	0.0	0.0	0.4	1.2	0.8	0.6	0.8	0.5	0.3	0.0	0.6	
		T	0.0	0.6	0.4	0.3	0.7	0.5	0.5	0.6	0.4	0.4	0.0	0.5	
III	DISEASES OF BLOOD & BLOOD FORMING ORGANS & CERTAIN DISORDERS INVOLVING THE IMMUNE MECHANISM (D50-D89)	M	0.0	0.0	1.2	0.3	0.3	0.2	0.2	0.2	0.1	0.2	0.0	0.2	
		F	0.2	0.0	1.0	1.4	1.3	0.5	0.3	0.2	0.0	0.3	0.0	0.4	
		T	0.1	0.0	1.1	0.8	0.7	0.3	0.3	0.2	0.1	0.2	0.0	0.3	
IV	ENDOCRINE, NUTRITIONAL AND METABOLIC DISEASES (E00-E89)	M	0.0	0.0	0.0	0.5	0.9	0.8	1.1	1.3	0.9	1.1	0.0	1.0	
		F	0.0	0.0	0.0	1.1	0.7	0.7	0.9	0.9	0.8	0.9	0.0	0.8	
		T	0.0	0.0	0.0	0.7	0.9	0.8	1.0	1.2	0.8	1.0	0.0	1.0	
V	MENTAL AND BEHAVIOURAL DISORDERS (F01-F99)	M	0.2	0.0	0.5	0.2	0.2	0.1	0.2	0.3	0.4	0.3	0.0	0.3	
		F	0.4	0.0	0.0	0.4	0.1	0.2	0.2	0.3	0.4	0.3	0.0	0.3	
		T	0.3	0.0	0.3	0.3	0.2	0.2	0.2	0.3	0.4	0.3	0.0	0.3	
VI	DISEASES OF THE NERVOUS SYSTEM (G00-G98)	M	0.6	6.0	4.5	1.5	1.2	0.8	0.9	0.6	0.8	0.9	0.0	0.9	
		F	0.7	4.3	6.0	1.8	1.2	1.1	0.8	0.8	1.0	1.0	0.0	1.0	
		T	0.6	5.2	5.2	1.6	1.2	0.9	0.9	0.6	0.9	0.9	0.0	0.9	
VII	DISEASES OF THE EYE AND ADNEXA (H00-H59)	M	0.0	0.0	2.7	2.3	2.3	2.0	2.3	2.3	2.2	2.3	0.0	2.2	
		F	0.0	0.0	1.3	2.8	1.8	2.5	2.1	2.1	1.8	2.3	0.0	2.1	
		T	0.0	0.0	2.0	2.5	2.1	2.2	2.2	2.2	2.1	2.3	0.0	2.1	
VIII	DISEASES OF THE EAR AND MASTOID PROCESS (H60-H95)	M	0.0	0.0	0.0	0.1	0.0	0.1	0.0	0.0	0.0	0.0	0.0	0.0	
		F	0.0	0.0	0.0	0.0	0.0	0.0	0.0	0.0	0.0	0.0	0.0	0.0	
		T	0.0	0.0	0.0	0.1	0.0	0.0	0.0	0.0	0.0	0.0	0.0	0.0	
IX	DISEASES OF THE CIRCULATORY SYSTEM (I00-I99)	M	4.0	61.7	52.5	59.0	61.6	62.0	60.7	61.0	63.8	62.9	0.0	60.4	
		F	6.0	62.1	50.9	54.8	57.3	57.7	61.0	62.9	66.9	66.9	0.0	60.8	
		T	4.8	61.9	51.7	57.1	60.2	60.7	60.8	61.7	64.9	64.3	0.0	60.6	
X	DISEASES OF THE RESPIRATORY SYSTEM (J00-J98)	M	3.5	10.9	7.7	5.4	6.5	6.9	7.3	7.8	6.9	7.8	0.0	7.3	
		F	3.6	10.6	7.0	6.7	7.1	8.1	7.4	7.4	7.6	6.6	0.0	7.2	
		T	3.6	10.8	7.4	6.0	6.7	7.3	7.3	7.7	7.1	7.4	0.0	7.2	
XI	DISEASES OF THE DIGESTIVE SYSTEM (K00-K92)	M	0.2	0.0	0.0	1.3	2.4	2.4	1.8	0.9	0.5	0.4	0.0	1.1	
		F	0.2	0.0	0.0	1.4	1.0	1.0	0.7	0.6	0.4	0.7	0.0	0.7	
		T	0.2	0.0	0.0	1.4	1.9	1.9	1.4	0.8	0.5	0.5	0.0	1.0	
XII	DISEASES OF THE SKIN AND SUBCUTANEOUS TISSUE (L00-L98)	M	0.0	0.0	0.5	0.4	0.3	0.2	0.3	0.4	0.3	0.4	0.0	0.3	
		F	0.0	0.0	0.5	0.4	0.7	0.3	0.3	0.3	0.4	0.3	0.0	0.3	
		T	0.0	0.0	0.5	0.4	0.4	0.2	0.3	0.3	0.3	0.4	0.0	0.3	
XIII	DISEASES OF THE MUSCULOSKELETAL SYSTEM AND CONNECTIVE TISSUE (M00-M99)	M	0.0	0.0	0.5	0.5	0.3	0.2	0.2	0.2	0.1	0.2	0.0	0.2	
		F	0.2	0.0	0.5	0.0	0.4	0.5	0.2	0.1	0.1	0.2	0.0	0.2	
		T	0.1	0.0	0.5	0.3	0.3	0.3	0.2	0.2	0.1	0.2	0.0	0.2	
XIV	DISEASES OF THE GENITOURINARY SYSTEM (N00-N99)	M	0.0	1.6	4.0	1.9	2.7	1.9	2.3	2.2	1.5	1.7	0.0	2.0	
		F	0.0	1.2	5.7	2.2	2.6	2.3	2.6	2.3	1.9	1.9	0.0	2.2	
		T	0.0	1.5	4.8	2.0	2.7	2.0	2.4	2.3	1.7	1.8	0.0	2.1	
XV	PREGNANCY, CHILDBIRTH AND THE PUERPERIUM (O00-O99)	F	0.0	0.0	0.0	5.8	4.0	3.8	1.4	0.0	0.0	0.0	0.0	1.1	
		T	0.0	0.0	0.0	2.7	1.3	1.2	0.5	0.0	0.0	0.0	0.0	0.4	
XVI	CERTAIN CONDITIONS ORIGINATING IN THE PERINATAL PERIOD (P00-P96)	M	86.3	0.0	0.0	0.0	0.0	0.0	0.0	0.0	0.0	0.0	0.0	2.0	
		F	83.5	0.0	0.0	0.0	0.0	0.0	0.0	0.0	0.0	0.0	0.0	2.6	
		T	85.1	0.0	0.0	0.0	0.0	0.0	0.0	0.0	0.0	0.0	0.0	2.2	
XVII	CONGENITAL MALFORMATIONS, DEFORMATIONS AND CHROMOSOMAL ABNORMALITIES (Q00-Q99)	M	0.6	0.0	0.7	0.5	0.7	0.8	0.9	0.6	0.5	0.5	0.0	0.7	
		F	1.1	0.0	1.3	0.6	0.8	0.4	0.8	0.7	0.3	0.3	0.0	0.6	
		T	0.8	0.0	1.0	0.5	0.7	0.7	0.8	0.7	0.4	0.4	0.0	0.6	
XVIII	SYMPTOMS, SIGNS AND ABNORMAL CLINICAL AND LABORATORY FINDINGS N.E.C. (R00-R99)	M	3.5	6.6	3.7	1.8	1.8	1.6	1.5	1.6	1.1	1.3	0.0	1.5	
		F	3.1	6.8	5.0	2.5	1.8	1.7	1.9	1.8	1.3	2.1	0.0	1.9	
		T	3.3	6.7	4.3	2.1	1.8	1.6	1.7	1.7	1.1	1.6	0.0	1.7	
XIX	INJURY, POISONING AND CERTAIN OTHER CONSEQUENCES OF EXTERNAL CAUSES (S00-T98)	M	0.6	7.1	10.0	14.8	8.2	4.4	2.6	1.3	1.0	0.8	0.0	2.6	
		F	0.6	6.2	3.7	7.5	6.4	3.2	1.6	1.0	0.9	0.9	0.0	1.9	
		T	0.6	6.7	6.9	11.4	7.6	4.0	2.2	1.2	1.0	0.9	0.0	2.3	
XXII	CODES FOR SPECIAL PURPOSES (U00-U49)	M	0.0	0.0	1.5	4.0	6.1	10.1	13.3	15.2	15.1	16.0	0.0	13.1	
		F	0.0	0.0	1.6	4.0	6.2	8.1	11.5	13.0	10.1	11.3	0.0	10.1	
		T	0.0	0.0	1.5	4.0	6.1	9.4	12.7	14.4	13.3	14.4	0.0	12.0	
ALL CAUSES		M	100.0	100.0	100.0	100.0	100.0	100.0	100.0	100.0	100.0	100.0	0.0	100.0	
	F	100.0	100.0	100.0	100.0	100.0	100.0	100.0	100.0	100.0	100.0	100.0	0.0	100.0	
	T	100.0	100.0	100.0	100.0	100.0	100.0	100.0	100.0	100.0	100.0	100.0	0.0	100.0	

TABLE 8.2: PERCENTAGE DISTRIBUTION OF MEDICALLY CERTIFIED DEATHS BY AGE, SEX AND MAJOR CAUSE GROUPS (BASED UPON TENTH REVISION OF ICD) DURING 2020

ANDAMAN & NICOBAR ISLANDS

Major Group No.	CAUSE OF DEATH	Sex	AGE GROUPS											N.S.	TOTAL
			<1	1-4	5-14	15-24	25-34	35-44	45-54	55-64	65-69	70+			
1	2	3	4	5	6	7	8	9	10	11	12	13	14	15	
I	CERTAIN INFECTIOUS AND PARASITIC DISEASES (A00-B99)	M	0.0	0.0	0.0	27.6	11.7	6.1	6.6	3.1	3.1	3.9	0.0	5.0	
		F	0.0	0.0	0.0	11.8	11.4	4.3	5.1	1.4	6.8	3.0	0.0	4.0	
		T	0.0	0.0	0.0	21.7	11.6	5.5	6.2	2.5	4.6	3.5	0.0	4.6	
II	NEOPLASMS (C00-D48)	M	0.0	0.0	7.7	0.0	5.0	6.8	6.1	5.8	7.8	4.2	0.0	5.3	
		F	0.0	50.0	0.0	0.0	2.9	8.7	15.4	10.6	5.7	11.4	0.0	9.1	
		T	0.0	8.3	5.6	0.0	4.2	7.5	8.6	7.4	6.9	6.9	0.0	6.6	
III	DISEASES OF BLOOD & BLOOD FORMING ORGANS & CERTAIN DISORDERS INVOLVING THE IMMUNE MECHANISM (D50-D89)	M	0.0	10.0	15.4	6.9	3.3	0.8	1.9	2.4	0.8	0.7	0.0	1.8	
		F	0.0	0.0	0.0	11.8	2.9	2.9	2.6	2.8	4.5	3.6	0.0	3.3	
		T	0.0	8.3	11.1	8.7	3.2	1.5	2.1	2.5	2.3	1.8	0.0	2.3	
IV	ENDOCRINE, NUTRITIONAL AND METABOLIC DISEASES (E00-E89)	M	0.0	0.0	7.7	10.3	6.7	10.6	11.3	17.1	11.6	15.1	0.0	12.6	
		F	0.0	0.0	0.0	0.0	8.6	10.1	19.2	19.7	18.2	16.2	0.0	14.9	
		T	0.0	0.0	5.6	6.5	7.4	10.4	13.4	17.9	14.3	15.5	0.0	13.4	
V	MENTAL AND BEHAVIOURAL DISORDERS (F01-F99)	M	0.0	0.0	0.0	3.4	5.0	1.5	0.9	1.4	0.8	0.4	0.0	1.1	
		F	0.0	0.0	0.0	0.0	2.9	1.4	0.0	0.0	1.1	0.6	0.0	0.6	
		T	0.0	0.0	0.0	2.2	4.2	1.5	0.7	0.9	0.9	0.4	0.0	1.0	
VI	DISEASES OF THE NERVOUS SYSTEM (G00-G98)	M	0.0	10.0	15.4	3.4	3.3	1.5	0.5	2.0	6.2	2.8	0.0	2.5	
		F	0.0	0.0	40.0	5.9	5.7	7.2	5.1	1.4	4.5	3.6	0.0	4.0	
		T	0.0	8.3	22.2	4.3	4.2	3.5	1.7	1.8	5.5	3.1	0.0	3.0	
VII	DISEASES OF THE EYE AND ADNEXA (H00-H59)	M	0.0	0.0	0.0	0.0	0.0	0.0	0.5	0.0	0.8	0.0	0.0	0.2	
		F	0.0	0.0	0.0	0.0	0.0	0.0	0.0	0.0	0.0	0.0	0.0	0.0	
		T	0.0	0.0	0.0	0.0	0.0	0.0	0.3	0.0	0.5	0.0	0.0	0.1	
VIII	DISEASES OF THE EAR AND MASTOID PROCESS (H60-H95)	M	0.0	0.0	0.0	0.0	0.0	0.0	0.0	0.0	0.0	0.0	0.0	0.0	
		F	0.0	0.0	0.0	0.0	0.0	0.0	0.0	0.0	0.0	0.0	0.0	0.0	
		T	0.0	0.0	0.0	0.0	0.0	0.0	0.0	0.0	0.0	0.0	0.0	0.0	
IX	DISEASES OF THE CIRCULATORY SYSTEM (I00-I99)	M	0.0	10.0	15.4	3.4	18.3	20.5	31.1	35.2	42.6	45.6	50.0	32.5	
		F	0.0	0.0	20.0	11.8	28.6	31.9	28.2	35.2	34.1	37.7	0.0	31.0	
		T	0.0	8.3	16.7	6.5	22.1	24.4	30.3	35.2	39.2	42.7	50.0	32.0	
X	DISEASES OF THE RESPIRATORY SYSTEM (J00-J98)	M	0.0	50.0	23.1	13.8	8.3	13.6	9.4	9.2	7.8	8.4	25.0	9.6	
		F	0.0	50.0	0.0	11.8	8.6	13.0	3.8	11.3	6.8	7.8	0.0	8.2	
		T	0.0	50.0	16.7	13.0	8.4	13.4	7.9	9.9	7.4	8.2	25.0	9.1	
XI	DISEASES OF THE DIGESTIVE SYSTEM (K00-K92)	M	0.0	10.0	0.0	3.4	18.3	9.8	8.5	6.5	3.1	3.5	25.0	6.4	
		F	0.0	0.0	0.0	0.0	5.7	1.4	5.1	2.8	1.1	2.4	0.0	2.5	
		T	0.0	8.3	0.0	2.2	13.7	7.0	7.6	5.3	2.3	3.1	25.0	5.0	
XII	DISEASES OF THE SKIN AND SUBCUTANEOUS TISSUE (L00-L98)	M	0.0	0.0	0.0	0.0	0.0	0.8	0.9	0.7	0.0	1.1	0.0	0.7	
		F	0.0	0.0	0.0	0.0	0.0	0.0	0.0	0.0	0.0	0.0	0.0	0.0	
		T	0.0	0.0	0.0	0.0	0.0	0.5	0.7	0.5	0.0	0.7	0.0	0.4	
XIII	DISEASES OF THE MUSCULOSKELETAL SYSTEM AND CONNECTIVE TISSUE (M00-M99)	M	0.0	0.0	0.0	0.0	0.0	0.0	0.0	0.0	0.0	0.4	0.0	0.1	
		F	0.0	0.0	0.0	0.0	0.0	0.0	0.0	0.0	0.0	0.0	0.0	0.0	
		T	0.0	0.0	0.0	0.0	0.0	0.0	0.0	0.0	0.0	0.2	0.0	0.1	
XIV	DISEASES OF THE GENITOURINARY SYSTEM (N00-N99)	M	0.0	0.0	0.0	3.4	5.0	8.3	8.5	9.9	8.5	7.0	0.0	7.6	
		F	0.0	0.0	0.0	17.6	2.9	7.2	5.1	7.0	11.4	4.8	0.0	6.3	
		T	0.0	0.0	0.0	8.7	4.2	8.0	7.6	9.0	9.7	6.2	0.0	7.2	
XV	PREGNANCY, CHILDBIRTH AND THE PUERPERIUM (O00-O99)	F	0.0	0.0	0.0	11.8	8.6	1.4	1.3	0.0	0.0	0.0	0.0	1.1	
		T	0.0	0.0	0.0	4.3	3.2	0.5	0.3	0.0	0.0	0.0	0.0	0.4	
XVI	CERTAIN CONDITIONS ORIGINATING IN THE PERINATAL PERIOD (P00-P96)	M	100.0	0.0	0.0	0.0	0.0	0.0	0.0	0.0	0.0	0.0	0.0	4.7	
		F	100.0	0.0	0.0	0.0	0.0	0.0	0.0	0.0	0.0	0.0	0.0	6.7	
		T	100.0	0.0	0.0	0.0	0.0	0.0	0.0	0.0	0.0	0.0	0.0	5.4	
XVII	CONGENITAL MALFORMATIONS, DEFORMATIONS AND CHROMOSOMAL ABNORMALITIES (Q00-Q99)	M	0.0	10.0	7.7	0.0	1.7	0.0	0.0	0.0	0.8	0.0	0.0	0.3	
		F	0.0	0.0	0.0	0.0	0.0	0.0	0.0	0.0	0.0	0.0	0.0	0.0	
		T	0.0	8.3	5.6	0.0	1.1	0.0	0.0	0.0	0.5	0.0	0.0	0.2	
XVIII	SYMPTOMS, SIGNS AND ABNORMAL CLINICAL AND LABORATORY FINDINGS N.E.C. (R00-R99)	M	0.0	0.0	0.0	10.3	3.3	3.8	0.9	1.7	2.3	0.7	0.0	1.8	
		F	0.0	0.0	20.0	5.9	2.9	2.9	2.6	1.4	2.3	4.2	0.0	2.8	
		T	0.0	0.0	5.6	8.7	3.2	3.5	1.4	1.6	2.3	2.0	0.0	2.1	
XIX	INJURY, POISONING AND CERTAIN OTHER CONSEQUENCES OF EXTERNAL CAUSES (S00-T98)	M	0.0	0.0	0.0	13.8	6.7	9.8	7.5	2.0	0.0	2.1	0.0	4.0	
		F	0.0	0.0	20.0	5.9	5.7	4.3	3.8	2.8	1.1	4.2	0.0	3.4	
		T	0.0	0.0	5.6	10.9	6.3	8.0	6.6	2.3	0.5	2.9	0.0	3.8	
XXII	CODES FOR SPECIAL PURPOSES (U00-U49)	M	0.0	0.0	7.7	0.0	3.3	6.1	5.2	3.1	3.9	4.2	0.0	3.9	
		F	0.0	0.0	0.0	5.9	2.9	2.9	2.6	3.5	2.3	0.6	0.0	2.2	
		T	0.0	0.0	5.6	2.2	3.2	5.0	4.5	3.2	3.2	2.9	0.0	3.3	
ALL CAUSES		M	100.0	100.0	100.0	100.0	100.0	100.0	100.0	100.0	100.0	100.0	100.0	100.0	
	F	100.0	100.0	100.0	100.0	100.0	100.0	100.0	100.0	100.0	100.0	100.0	0.0	100.0	
	T	100.0	100.0	100.0	100.0	100.0	100.0	100.0	100.0	100.0	100.0	100.0	100.0	100.0	

TABLE 8.3: PERCENTAGE DISTRIBUTION OF MEDICALLY CERTIFIED DEATHS BY AGE, SEX AND MAJOR CAUSE GROUPS
(BASED UPON TENTH REVISION OF ICD) DURING 2020

ARUNANCHAL PRADESH

Major Group No.	CAUSE OF DEATH	Sex	AGE GROUPS											N.S.	TOTAL
			<1	1-4	5-14	15-24	25-34	35-44	45-54	55-64	65-69	70+			
1	2	3	4	5	6	7	8	9	10	11	12	13	14	15	
I	CERTAIN INFECTIOUS AND PARASITIC DISEASES (A00-B99)	M	0.0	0.0	50.0	50.0	14.0	11.3	15.2	16.1	16.1	10.4	0.0	14.4	
		F	0.0	0.0	0.0	0.0	25.0	17.8	18.0	13.0	13.3	4.0	0.0	11.6	
		T	0.0	0.0	40.0	39.3	16.4	13.2	15.9	15.2	15.1	8.2	0.0	13.6	
II	NEOPLASMS (C00-D48)	M	0.0	25.0	0.0	0.0	8.8	14.2	12.0	10.0	16.1	6.3	0.0	9.6	
		F	0.0	0.0	0.0	0.0	18.8	24.4	22.0	11.7	6.7	4.0	0.0	11.9	
		T	0.0	25.0	0.0	0.0	11.0	17.2	14.4	10.5	12.8	5.5	0.0	10.3	
III	DISEASES OF BLOOD & BLOOD FORMING ORGANS & CERTAIN DISORDERS INVOLVING THE IMMUNE MECHANISM (D50-D89)	M	0.0	0.0	0.0	0.0	0.0	0.0	0.0	0.6	0.0	1.0	0.0	0.4	
		F	0.0	0.0	0.0	0.0	0.0	4.4	0.0	0.0	0.0	0.0	0.0	0.6	
		T	0.0	0.0	0.0	0.0	0.0	1.3	0.0	0.4	0.0	0.7	0.0	0.4	
IV	ENDOCRINE, NUTRITIONAL AND METABOLIC DISEASES (E00-E89)	M	0.0	0.0	0.0	0.0	1.8	1.9	2.5	2.8	14.3	3.6	0.0	3.3	
		F	0.0	0.0	0.0	0.0	0.0	4.4	2.0	1.3	0.0	1.0	0.0	1.5	
		T	0.0	0.0	0.0	0.0	1.4	2.6	2.4	2.3	9.3	2.7	0.0	2.8	
V	MENTAL AND BEHAVIOURAL DISORDERS (F01-F99)	M	0.0	0.0	0.0	0.0	0.0	0.0	0.0	0.0	0.0	0.0	0.0	0.0	
		F	0.0	0.0	0.0	0.0	0.0	0.0	0.0	0.0	0.0	0.0	0.0	0.0	
		T	0.0	0.0	0.0	0.0	0.0	0.0	0.0	0.0	0.0	0.0	0.0	0.0	
VI	DISEASES OF THE NERVOUS SYSTEM (G00-G98)	M	0.0	0.0	0.0	0.0	0.0	0.0	0.0	0.0	0.0	0.0	0.0	0.0	
		F	0.0	0.0	0.0	0.0	0.0	0.0	0.0	0.0	0.0	0.0	0.0	0.0	
		T	0.0	0.0	0.0	0.0	0.0	0.0	0.0	0.0	0.0	0.0	0.0	0.0	
VII	DISEASES OF THE EYE AND ADNEXA (H00-H59)	M	0.0	0.0	0.0	0.0	0.0	0.0	0.0	0.0	0.0	0.0	0.0	0.0	
		F	0.0	0.0	0.0	0.0	0.0	0.0	0.0	0.0	0.0	0.0	0.0	0.0	
		T	0.0	0.0	0.0	0.0	0.0	0.0	0.0	0.0	0.0	0.0	0.0	0.0	
VIII	DISEASES OF THE EAR AND MASTOID PROCESS (H60-H95)	M	0.0	0.0	0.0	0.0	0.0	0.0	0.0	0.0	0.0	0.0	0.0	0.0	
		F	0.0	0.0	0.0	0.0	0.0	0.0	0.0	0.0	0.0	0.0	0.0	0.0	
		T	0.0	0.0	0.0	0.0	0.0	0.0	0.0	0.0	0.0	0.0	0.0	0.0	
IX	DISEASES OF THE CIRCULATORY SYSTEM (I00-I99)	M	0.0	25.0	25.0	13.6	15.8	24.5	17.1	26.1	19.6	18.2	0.0	19.7	
		F	0.0	0.0	0.0	33.3	6.3	11.1	12.0	26.0	30.0	15.2	0.0	17.3	
		T	0.0	25.0	20.0	17.9	13.7	20.5	15.9	26.1	23.3	17.2	0.0	19.0	
X	DISEASES OF THE RESPIRATORY SYSTEM (J00-J98)	M	0.0	25.0	0.0	4.5	3.5	0.9	3.8	2.2	0.0	4.2	0.0	2.8	
		F	0.0	0.0	33.3	0.0	6.3	0.0	6.0	5.2	0.0	2.0	0.0	3.3	
		T	0.0	25.0	6.7	3.6	4.1	0.7	4.3	3.1	0.0	3.4	0.0	2.9	
XI	DISEASES OF THE DIGESTIVE SYSTEM (K00-K92)	M	0.0	0.0	0.0	0.0	8.8	12.3	13.3	10.0	8.9	4.2	0.0	8.5	
		F	0.0	0.0	0.0	0.0	25.0	4.4	4.0	5.2	0.0	5.1	0.0	5.1	
		T	0.0	0.0	0.0	0.0	12.3	9.9	11.1	8.6	5.8	4.5	0.0	7.5	
XII	DISEASES OF THE SKIN AND SUBCUTANEOUS TISSUE (L00-L98)	M	0.0	0.0	0.0	0.0	0.0	0.0	0.0	0.0	0.0	0.0	0.0	0.0	
		F	0.0	0.0	0.0	0.0	0.0	0.0	0.0	0.0	0.0	0.0	0.0	0.0	
		T	0.0	0.0	0.0	0.0	0.0	0.0	0.0	0.0	0.0	0.0	0.0	0.0	
XIII	DISEASES OF THE MUSCULOSKELETAL SYSTEM AND CONNECTIVE TISSUE (M00-M99)	M	0.0	0.0	0.0	0.0	0.0	0.0	0.0	0.0	0.0	0.0	0.0	0.0	
		F	0.0	0.0	0.0	0.0	0.0	0.0	0.0	0.0	0.0	0.0	0.0	0.0	
		T	0.0	0.0	0.0	0.0	0.0	0.0	0.0	0.0	0.0	0.0	0.0	0.0	
XIV	DISEASES OF THE GENITOURINARY SYSTEM (N00-N99)	M	0.0	0.0	0.0	0.0	0.0	0.0	0.0	0.0	0.0	0.0	0.0	0.0	
		F	0.0	0.0	0.0	0.0	0.0	0.0	0.0	0.0	0.0	0.0	0.0	0.0	
		T	0.0	0.0	0.0	0.0	0.0	0.0	0.0	0.0	0.0	0.0	0.0	0.0	
XV	PREGNANCY, CHILDBIRTH AND THE PUERPERIUM (O00-O99)	F	0.0	0.0	0.0	16.7	0.0	0.0	0.0	0.0	0.0	0.0	0.0	0.3	
		T	0.0	0.0	0.0	3.6	0.0	0.0	0.0	0.0	0.0	0.0	0.0	0.1	
XVI	CERTAIN CONDITIONS ORIGINATING IN THE PERINATAL PERIOD (P00-P96)	M	100.0	0.0	0.0	0.0	0.0	0.0	0.0	0.0	0.0	0.0	0.0	4.5	
		F	100.0	0.0	0.0	0.0	0.0	0.0	0.0	0.0	0.0	0.0	0.0	3.0	
		T	100.0	0.0	0.0	0.0	0.0	0.0	0.0	0.0	0.0	0.0	0.0	4.1	
XVII	CONGENITAL MALFORMATIONS, DEFORMATIONS AND CHROMOSOMAL ABNORMALITIES (Q00-Q99)	M	0.0	0.0	0.0	0.0	0.0	0.0	0.0	0.0	0.0	0.0	0.0	0.0	
		F	0.0	0.0	0.0	0.0	0.0	0.0	0.0	0.0	0.0	0.0	0.0	0.0	
		T	0.0	0.0	0.0	0.0	0.0	0.0	0.0	0.0	0.0	0.0	0.0	0.0	
XVIII	SYMPTOMS, SIGNS AND ABNORMAL CLINICAL AND LABORATORY FINDINGS N.E.C. (R00-R99)	M	0.0	0.0	25.0	31.8	43.9	34.0	36.1	32.2	25.0	52.1	0.0	36.4	
		F	0.0	0.0	66.7	50.0	12.5	33.3	36.0	37.7	50.0	67.7	0.0	44.9	
		T	0.0	0.0	33.3	35.7	37.0	33.8	36.1	33.9	33.7	57.4	0.0	38.9	
XIX	INJURY, POISONING AND CERTAIN OTHER CONSEQUENCES OF EXTERNAL CAUSES (S00-T98)	M	0.0	25.0	0.0	0.0	3.5	0.9	0.0	0.0	0.0	0.0	0.0	0.5	
		F	0.0	0.0	0.0	0.0	6.3	0.0	0.0	0.0	0.0	1.0	0.0	0.6	
		T	0.0	25.0	0.0	0.0	4.1	0.7	0.0	0.0	0.0	0.3	0.0	0.5	
XXII	CODES FOR SPECIAL PURPOSES (U00-U49)	M	0.0	0.0	0.0	0.0	0.0	0.0	0.0	0.0	0.0	0.0	0.0	0.0	
		F	0.0	0.0	0.0	0.0	0.0	0.0	0.0	0.0	0.0	0.0	0.0	0.0	
		T	0.0	0.0	0.0	0.0	0.0	0.0	0.0	0.0	0.0	0.0	0.0	0.0	
ALL CAUSES	M	100.0	100.0	100.0	100.0	100.0	100.0	100.0	100.0	100.0	100.0	100.0	0.0	100.0	
	F	100.0	0.0	100.0	100.0	100.0	100.0	100.0	100.0	100.0	100.0	100.0	0.0	100.0	
	T	100.0	100.0	100.0	100.0	100.0	100.0	100.0	100.0	100.0	100.0	100.0	0.0	100.0	

TABLE 8.4: PERCENTAGE DISTRIBUTION OF MEDICALLY CERTIFIED DEATHS BY AGE, SEX AND MAJOR CAUSE GROUPS (BASED UPON TENTH REVISION OF ICD) DURING 2020

ASSAM

Major Group No.	CAUSE OF DEATH	Sex	AGE GROUPS											N.S.	TOTAL
			<1	1-4	5-14	15-24	25-34	35-44	45-54	55-64	65-69	70+			
1	2	3	4	5	6	7	8	9	10	11	12	13	14	15	
I	CERTAIN INFECTIOUS AND PARASITIC DISEASES (A00-B99)	M	24.4	30.7	67.2	46.3	21.6	14.7	10.2	12.1	8.0	8.1	0.0	12.9	
		F	25.6	26.9	48.5	61.9	0.0	0.0	20.6	7.0	4.2	22.7	0.0	10.4	
		T	25.0	29.2	60.6	53.5	21.5	14.5	12.0	10.5	5.9	9.0	0.0	12.2	
II	NEOPLASMS (C00-D48)	M	0.0	0.0	0.0	0.0	15.9	2.7	7.1	9.9	3.7	5.8	0.0	6.7	
		F	0.0	0.0	0.0	3.1	0.0	0.0	12.1	4.1	1.0	3.4	0.0	3.1	
		T	0.0	0.0	0.0	1.5	15.8	2.7	8.0	8.1	2.2	5.7	0.0	5.7	
III	DISEASES OF BLOOD & BLOOD FORMING ORGANS & CERTAIN DISORDERS INVOLVING THE IMMUNE MECHANISM (D50-D89)	M	1.8	1.7	1.3	1.9	1.2	1.1	0.9	2.0	0.6	2.1	0.0	1.3	
		F	1.0	1.6	1.5	0.4	0.0	0.0	0.0	0.7	0.0	0.0	0.0	0.2	
		T	1.4	1.7	1.4	1.2	1.2	1.1	0.7	1.6	0.3	2.0	0.0	1.0	
IV	ENDOCRINE, NUTRITIONAL AND METABOLIC DISEASES (E00-E89)	M	1.3	0.9	4.2	4.2	16.8	25.3	12.3	24.5	25.7	11.9	0.0	18.0	
		F	1.5	1.6	0.8	1.8	0.0	0.0	12.2	59.9	14.2	0.0	0.0	20.2	
		T	1.4	1.2	3.0	3.1	16.7	25.0	12.3	35.8	19.3	11.2	0.0	18.6	
V	MENTAL AND BEHAVIOURAL DISORDERS (F01-F99)	M	0.0	0.0	0.0	0.0	0.9	0.6	0.7	0.4	0.5	0.0	0.0	0.5	
		F	0.0	0.0	0.0	0.0	0.0	0.0	2.4	0.3	0.5	0.0	0.0	0.7	
		T	0.0	0.0	0.0	0.0	0.9	0.6	1.0	0.3	0.5	0.0	0.0	0.5	
VI	DISEASES OF THE NERVOUS SYSTEM (G00-G98)	M	4.0	14.5	18.1	5.4	3.3	3.5	0.7	1.6	1.8	2.5	0.0	2.3	
		F	2.5	18.5	23.1	2.2	0.0	0.0	1.0	0.3	0.8	0.0	0.0	1.6	
		T	3.3	16.1	19.8	3.9	3.3	3.5	0.8	1.2	1.3	2.4	0.0	2.1	
VII	DISEASES OF THE EYE AND ADNEXA (H00-H59)	M	0.0	0.0	0.0	0.0	0.0	0.0	0.0	0.0	0.0	0.0	0.0	0.0	
		F	0.0	0.0	0.0	0.0	0.0	0.0	0.0	0.0	0.0	0.0	0.0	0.0	
		T	0.0	0.0	0.0	0.0	0.0	0.0	0.0	0.0	0.0	0.0	0.0	0.0	
VIII	DISEASES OF THE EAR AND MASTOID PROCESS (H60-H95)	M	0.0	0.0	0.0	0.0	0.0	0.0	0.0	0.0	0.0	0.0	0.0	0.0	
		F	0.0	0.0	0.0	0.0	0.0	0.0	0.0	0.0	0.0	0.0	0.0	0.0	
		T	0.0	0.0	0.0	0.0	0.0	0.0	0.0	0.0	0.0	0.0	0.0	0.0	
IX	DISEASES OF THE CIRCULATORY SYSTEM (I00-I99)	M	4.0	16.0	7.1	3.9	8.4	33.5	46.5	44.5	39.2	58.3	100.0	39.2	
		F	1.8	15.9	22.3	2.7	0.0	0.0	13.3	16.9	76.5	0.0	34.4	49.1	
		T	3.0	16.0	12.5	3.3	8.3	33.1	40.8	35.7	59.8	54.8	62.5	42.1	
X	DISEASES OF THE RESPIRATORY SYSTEM (J00-J98)	M	30.4	11.9	2.1	7.3	15.9	7.4	5.6	0.0	12.1	2.3	0.0	7.3	
		F	21.8	8.4	3.8	7.2	0.0	0.0	0.0	2.8	0.0	0.0	0.0	1.7	
		T	26.4	10.5	2.7	7.3	15.8	7.3	4.6	0.9	5.4	2.1	0.0	5.6	
XI	DISEASES OF THE DIGESTIVE SYSTEM (K00-K92)	M	0.0	5.6	0.0	2.7	6.9	7.5	13.1	0.0	0.0	0.0	0.0	5.2	
		F	0.0	8.4	0.0	2.2	0.0	0.0	29.1	2.5	0.0	0.0	0.0	4.6	
		T	0.0	6.7	0.0	2.5	6.8	7.4	15.9	0.8	0.0	0.0	0.0	5.0	
XII	DISEASES OF THE SKIN AND SUBCUTANEOUS TISSUE (L00-L98)	M	0.0	0.0	0.0	0.0	0.0	0.0	0.0	0.0	0.0	0.0	0.0	0.0	
		F	0.0	0.0	0.0	0.0	0.0	0.0	0.0	0.0	0.0	0.0	0.0	0.0	
		T	0.0	0.0	0.0	0.0	0.0	0.0	0.0	0.0	0.0	0.0	0.0	0.0	
XIII	DISEASES OF THE MUSCULOSKELETAL SYSTEM AND CONNECTIVE TISSUE (M00-M99)	M	0.0	0.0	0.0	0.0	0.0	0.0	0.0	0.0	0.0	0.0	0.0	0.0	
		F	0.0	0.0	0.0	0.0	0.0	0.0	0.0	0.0	0.0	0.0	0.0	0.0	
		T	0.0	0.0	0.0	0.0	0.0	0.0	0.0	0.0	0.0	0.0	0.0	0.0	
XIV	DISEASES OF THE GENITOURINARY SYSTEM (N00-N99)	M	0.0	0.4	0.0	0.0	2.3	0.9	0.5	0.0	0.0	0.0	0.0	0.5	
		F	0.0	0.0	0.0	0.0	73.3	0.0	0.1	0.1	0.3	0.0	0.0	0.3	
		T	0.0	0.3	0.0	0.0	2.7	0.8	0.5	0.0	0.2	0.0	0.0	0.4	
XV	PREGNANCY, CHILDBIRTH AND THE PUERPERIUM (O00-O99)	F	0.0	0.0	0.0	0.0	26.7	100.0	9.0	0.0	0.0	0.0	65.6	1.7	
		T	0.0	0.0	0.0	0.0	0.2	1.1	1.5	0.0	0.0	0.0	37.5	0.5	
XVI	CERTAIN CONDITIONS ORIGINATING IN THE PERINATAL PERIOD (P00-P96)	M	24.2	0.0	0.0	0.0	0.0	0.0	0.0	0.0	0.0	0.0	0.0	0.4	
		F	37.8	0.0	0.0	0.0	0.0	0.0	0.0	0.0	0.0	0.0	0.0	1.4	
		T	30.6	0.0	0.0	0.0	0.0	0.0	0.0	0.0	0.0	0.0	0.0	0.7	
XVII	CONGENITAL MALFORMATIONS, DEFORMATIONS AND CHROMOSOMAL ABNORMALITIES (Q00-Q99)	M	0.0	0.0	0.0	0.0	0.0	0.0	0.0	0.0	0.0	0.0	0.0	0.0	
		F	0.0	0.0	0.0	0.0	0.0	0.0	0.0	0.0	0.0	0.0	0.0	0.0	
		T	0.0	0.0	0.0	0.0	0.0	0.0	0.0	0.0	0.0	0.0	0.0	0.0	
XVIII	SYMPTOMS, SIGNS AND ABNORMAL CLINICAL AND LABORATORY FINDINGS N.E.C. (R00-R99)	M	2.4	3.2	0.0	1.9	0.0	0.0	0.0	0.0	0.0	0.0	0.0	0.1	
		F	2.3	3.2	0.0	0.9	0.0	0.0	0.0	0.0	0.0	0.0	0.0	0.2	
		T	2.4	3.2	0.0	1.5	0.0	0.0	0.0	0.0	0.0	0.0	0.0	0.1	
XIX	INJURY, POISONING AND CERTAIN OTHER CONSEQUENCES OF EXTERNAL CAUSES (S00-T98)	M	7.3	15.1	0.0	26.3	6.8	2.9	2.3	1.4	3.6	1.2	0.0	3.3	
		F	5.6	15.3	0.0	17.5	0.0	0.0	0.0	2.3	0.0	0.0	0.0	1.4	
		T	6.5	15.2	0.0	22.2	6.8	2.9	1.9	1.7	1.6	1.1	0.0	2.8	
XXII	CODES FOR SPECIAL PURPOSES (U00-U49)	M	0.0	0.0	0.0	0.0	0.0	0.0	0.0	3.5	4.7	7.7	0.0	2.4	
		F	0.0	0.0	0.0	0.0	0.0	0.0	0.0	3.1	2.4	73.9	0.0	3.3	
		T	0.0	0.0	0.0	0.0	0.0	0.0	0.0	3.4	3.5	11.7	0.0	2.7	
ALL CAUSES	M	100.0	100.0	100.0	100.0	100.0	100.0	100.0	100.0	100.0	100.0	100.0	100.0	100.0	
	F	100.0	100.0	100.0	100.0	100.0	100.0	100.0	100.0	100.0	100.0	100.0	100.0	100.0	
	T	100.0	100.0	100.0	100.0	100.0	100.0	100.0	100.0	100.0	100.0	100.0	100.0	100.0	

TABLE 8.5: PERCENTAGE DISTRIBUTION OF MEDICALLY CERTIFIED DEATHS BY AGE, SEX AND MAJOR CAUSE GROUPS (BASED UPON TENTH REVISION OF ICD) DURING 2020

BIHAR

Major Group No.	CAUSE OF DEATH	Sex	AGE GROUPS											N.S.	TOTAL
			<1	1-4	5-14	15-24	25-34	35-44	45-54	55-64	65-69	70+			
1	2	3	4	5	6	7	8	9	10	11	12	13	14	15	
I	CERTAIN INFECTIOUS AND PARASITIC DISEASES (A00-B99)	M	4.6	9.9	11.0	5.7	6.5	7.1	5.5	7.1	8.3	9.5	0.0	7.2	
		F	3.9	12.3	8.6	6.2	7.8	6.5	6.5	7.0	7.9	11.3	0.0	7.6	
		T	4.4	11.0	9.8	5.9	7.1	6.9	5.8	7.1	8.2	10.1	0.0	7.3	
II	NEOPLASMS (C00-D48)	M	0.1	0.0	0.0	0.2	0.0	0.3	0.3	0.5	1.0	0.5	0.0	0.4	
		F	0.0	0.0	0.0	0.2	0.3	1.2	0.9	1.1	1.4	0.6	0.0	0.7	
		T	0.1	0.0	0.0	0.2	0.1	0.7	0.5	0.7	1.1	0.5	0.0	0.5	
III	DISEASES OF BLOOD & BLOOD FORMING ORGANS & CERTAIN DISORDERS INVOLVING THE IMMUNE MECHANISM (D50-D89)	M	0.0	0.7	0.5	0.4	0.3	0.5	0.5	0.5	0.2	0.3	0.0	0.4	
		F	0.0	0.7	0.5	1.1	1.2	0.8	0.8	0.3	0.5	0.2	0.0	0.6	
		T	0.0	0.7	0.5	0.7	0.6	0.6	0.6	0.4	0.3	0.3	0.0	0.5	
IV	ENDOCRINE, NUTRITIONAL AND METABOLIC DISEASES (E00-E89)	M	0.1	0.0	0.5	0.4	0.1	0.9	0.7	0.7	1.0	0.7	0.0	0.6	
		F	0.0	0.0	0.5	0.4	0.2	0.1	0.3	0.4	0.2	0.4	0.0	0.3	
		T	0.1	0.0	0.5	0.4	0.1	0.6	0.5	0.6	0.7	0.6	0.0	0.5	
V	MENTAL AND BEHAVIOURAL DISORDERS (F01-F99)	M	1.5	1.3	0.5	0.4	0.3	0.2	0.1	0.4	0.4	0.2	0.0	0.4	
		F	1.1	0.7	1.0	0.0	0.5	0.3	0.3	0.3	0.5	0.2	0.0	0.4	
		T	1.4	1.0	0.8	0.2	0.4	0.3	0.1	0.3	0.4	0.2	0.0	0.4	
VI	DISEASES OF THE NERVOUS SYSTEM (G00-G98)	M	1.3	3.9	3.5	2.0	1.9	1.5	1.4	1.4	1.1	0.7	0.0	1.4	
		F	0.6	2.2	3.0	0.9	2.2	1.1	1.1	0.3	0.7	0.5	0.0	1.0	
		T	1.0	3.1	3.3	1.5	2.0	1.3	1.3	1.0	1.0	0.6	0.0	1.3	
VII	DISEASES OF THE EYE AND ADNEXA (H00-H59)	M	0.0	0.0	0.0	0.0	0.1	0.7	0.1	0.4	0.4	0.4	0.0	0.3	
		F	0.0	0.0	0.0	0.0	0.2	0.5	0.1	0.3	0.7	0.6	0.0	0.3	
		T	0.0	0.0	0.0	0.0	0.1	0.7	0.1	0.3	0.5	0.5	0.0	0.3	
VIII	DISEASES OF THE EAR AND MASTOID PROCESS (H60-H95)	M	0.3	0.0	0.0	0.0	0.0	0.0	0.1	0.0	0.0	0.0	0.0	0.0	
		F	0.6	0.0	0.0	0.2	0.0	0.0	0.0	0.0	0.0	0.0	0.0	0.1	
		T	0.4	0.0	0.0	0.1	0.0	0.0	0.1	0.0	0.0	0.0	0.0	0.0	
IX	DISEASES OF THE CIRCULATORY SYSTEM (I00-I99)	M	7.1	28.3	27.0	43.2	41.8	36.9	42.7	44.2	43.2	39.4	0.0	38.2	
		F	7.5	24.6	24.9	35.0	37.1	37.4	39.0	41.6	43.6	39.2	0.0	36.1	
		T	7.2	26.6	25.9	39.2	39.8	37.1	41.4	43.3	43.3	39.3	0.0	37.5	
X	DISEASES OF THE RESPIRATORY SYSTEM (J00-J98)	M	1.4	2.6	0.5	2.2	1.0	2.3	1.9	1.9	2.2	3.8	0.0	2.2	
		F	0.6	0.7	1.0	1.3	1.9	2.3	2.5	2.6	2.8	6.0	0.0	2.6	
		T	1.1	1.7	0.8	1.8	1.4	2.3	2.1	2.2	2.4	4.5	0.0	2.4	
XI	DISEASES OF THE DIGESTIVE SYSTEM (K00-K92)	M	0.3	0.0	1.0	1.0	0.3	0.9	0.6	0.8	0.1	0.3	0.0	0.5	
		F	0.8	0.0	0.5	0.6	0.5	0.5	0.8	0.6	0.7	0.4	0.0	0.6	
		T	0.5	0.0	0.8	0.8	0.4	0.8	0.6	0.7	0.3	0.3	0.0	0.6	
XII	DISEASES OF THE SKIN AND SUBCUTANEOUS TISSUE (L00-L98)	M	1.0	0.7	1.0	0.6	0.4	0.5	0.5	0.1	0.4	0.3	0.0	0.4	
		F	0.8	0.0	1.5	0.4	0.3	0.3	0.5	0.2	0.5	0.4	0.0	0.4	
		T	0.9	0.3	1.3	0.5	0.4	0.4	0.5	0.2	0.4	0.3	0.0	0.4	
XIII	DISEASES OF THE MUSCULOSKELETAL SYSTEM AND CONNECTIVE TISSUE (M00-M99)	M	0.3	0.0	0.0	0.2	0.0	0.1	0.1	0.1	0.1	0.3	0.0	0.1	
		F	0.0	0.7	1.0	0.0	0.2	0.1	0.1	0.0	0.0	0.1	0.0	0.1	
		T	0.2	0.3	0.5	0.1	0.1	0.1	0.1	0.0	0.1	0.2	0.0	0.1	
XIV	DISEASES OF THE GENITOURINARY SYSTEM (N00-N99)	M	59.5	24.3	35.5	30.3	33.6	30.9	25.0	18.3	17.8	19.5	0.0	26.9	
		F	59.1	33.3	32.5	28.8	29.2	33.5	28.4	23.8	20.5	19.3	0.0	28.8	
		T	59.3	28.6	34.0	29.6	31.7	31.9	26.2	20.3	18.7	19.5	0.0	27.6	
XV	PREGNANCY, CHILDBIRTH AND THE PUERPERIUM (O00-O99)	F	0.0	0.0	0.0	3.4	0.8	0.5	1.1	0.0	0.0	0.0	0.0	0.6	
		T	0.0	0.0	0.0	1.7	0.4	0.2	0.4	0.0	0.0	0.0	0.0	0.2	
		M	15.6	0.0	0.0	0.0	0.0	0.0	0.0	0.0	0.0	0.0	0.0	1.2	
XVI	CERTAIN CONDITIONS ORIGINATING IN THE PERINATAL PERIOD (P00-P96)	F	16.7	0.0	0.0	0.0	0.0	0.0	0.0	0.0	0.0	0.0	0.0	1.1	
		T	16.0	0.0	0.0	0.0	0.0	0.0	0.0	0.0	0.0	0.0	0.0	1.2	
		M	0.0	0.0	0.0	0.2	0.0	0.2	0.1	0.2	0.0	0.1	0.0	0.1	
XVII	CONGENITAL MALFORMATIONS, DEFORMATIONS AND CHROMOSOMAL ABNORMALITIES (Q00-Q99)	F	0.3	0.0	0.0	0.0	0.0	0.3	0.3	0.1	0.0	0.0	0.0	0.1	
		T	0.1	0.0	0.0	0.1	0.0	0.2	0.1	0.2	0.0	0.1	0.0	0.1	
		M	5.6	25.0	16.5	9.4	8.8	10.1	8.4	8.9	9.3	10.0	0.0	9.4	
XVIII	SYMPTOMS, SIGNS AND ABNORMAL CLINICAL AND LABORATORY FINDINGS N.E.C. (R00-R99)	F	6.7	21.7	21.3	12.6	8.5	9.2	8.0	11.8	12.6	13.0	0.0	11.1	
		T	5.9	23.4	18.9	10.9	8.7	9.8	8.3	10.0	10.5	11.0	0.0	10.0	
		M	1.4	2.0	2.0	2.4	1.8	0.8	0.9	0.3	0.2	0.3	0.0	0.9	
XIX	INJURY, POISONING AND CERTAIN OTHER CONSEQUENCES OF EXTERNAL CAUSES (S00-T98)	F	1.4	2.9	3.6	7.5	8.0	3.0	2.5	2.0	1.4	2.4	0.0	3.4	
		T	1.4	2.4	2.8	4.9	4.4	1.7	1.5	0.9	0.6	1.0	0.0	1.8	
		M	0.0	1.3	0.5	1.2	3.3	5.9	11.1	14.1	14.2	13.7	0.0	9.2	
XXII	CODES FOR SPECIAL PURPOSES (U00-U49)	F	0.0	0.0	0.0	1.3	1.2	2.2	6.9	7.5	6.1	5.4	0.0	4.1	
		T	0.0	0.7	0.3	1.3	2.4	4.5	9.7	11.7	11.4	10.9	0.0	7.3	
		M	100.0	100.0	100.0	100.0	100.0	100.0	100.0	100.0	100.0	100.0	100.0	0.0	100.0
ALL CAUSES	F	100.0	100.0	100.0	100.0	100.0	100.0	100.0	100.0	100.0	100.0	100.0	0.0	100.0	
	T	100.0	100.0	100.0	100.0	100.0	100.0	100.0	100.0	100.0	100.0	100.0	0.0	100.0	
	M	100.0	100.0	100.0	100.0	100.0	100.0	100.0	100.0	100.0	100.0	100.0	0.0	100.0	

TABLE 8.6: PERCENTAGE DISTRIBUTION OF MEDICALLY CERTIFIED DEATHS BY AGE, SEX AND MAJOR CAUSE GROUPS (BASED UPON TENTH REVISION OF ICD) DURING 2020

CHANDIGARH

Major Group No.	CAUSE OF DEATH	Sex	AGE GROUPS											N.S.	TOTAL
			<1	1-4	5-14	15-24	25-34	35-44	45-54	55-64	65-69	70+			
1	2	3	4	5	6	7	8	9	10	11	12	13	14	15	
I	CERTAIN INFECTIOUS AND PARASITIC DISEASES (A00-B99)	M	2.7	10.1	20.7	8.8	10.2	5.9	5.9	5.8	6.2	5.9	0.0	6.5	
		F	2.8	13.2	15.9	15.1	9.1	8.6	7.0	6.1	6.9	8.3	0.0	8.0	
		T	2.7	11.3	18.0	11.6	9.8	6.8	6.3	5.9	6.5	6.8	0.0	7.1	
II	NEOPLASMS (C00-D48)	M	0.1	2.8	9.5	4.7	3.2	3.5	3.3	5.0	4.7	4.5	0.0	3.7	
		F	0.4	5.1	4.7	3.4	5.0	6.2	8.5	7.3	5.9	4.6	0.0	5.5	
		T	0.2	3.7	6.8	4.1	3.9	4.4	5.2	5.9	5.2	4.6	0.0	4.4	
III	DISEASES OF BLOOD & BLOOD FORMING ORGANS & CERTAIN DISORDERS INVOLVING THE IMMUNE MECHANISM (D50-D89)	M	0.3	5.5	3.0	3.6	1.5	1.2	1.1	0.9	0.5	0.4	0.0	1.2	
		F	0.4	2.2	14.5	3.0	3.2	2.0	1.3	1.4	0.7	0.3	0.0	2.0	
		T	0.4	4.2	9.4	3.3	2.2	1.5	1.1	1.1	0.6	0.4	0.0	1.5	
IV	ENDOCRINE, NUTRITIONAL AND METABOLIC DISEASES (E00-E89)	M	0.3	2.8	1.2	1.6	2.3	2.4	2.3	3.4	3.6	3.6	0.0	2.5	
		F	0.6	6.6	2.8	3.4	2.5	3.2	4.3	4.6	5.0	3.8	0.0	3.6	
		T	0.4	4.2	2.1	2.4	2.4	2.7	3.0	3.8	4.2	3.7	0.0	2.9	
V	MENTAL AND BEHAVIOURAL DISORDERS (F01-F99)	M	0.0	0.0	0.0	0.0	1.2	0.1	0.6	0.7	0.5	0.4	0.0	0.4	
		F	0.0	0.0	0.0	0.0	0.0	0.0	0.0	0.0	0.0	0.3	0.0	0.0	
		T	0.0	0.0	0.0	0.0	0.7	0.1	0.4	0.4	0.3	0.4	0.0	0.3	
VI	DISEASES OF THE NERVOUS SYSTEM (G00-G98)	M	0.6	7.8	8.9	6.0	2.6	2.8	2.8	1.6	1.6	1.8	0.0	2.5	
		F	0.8	8.8	2.8	3.0	1.8	3.6	2.2	1.9	2.4	2.1	75.0	2.4	
		T	0.6	8.2	5.5	4.7	2.3	3.1	2.6	1.7	1.9	1.9	30.0	2.5	
VII	DISEASES OF THE EYE AND ADNEXA (H00-H59)	M	0.0	0.0	0.0	0.0	0.0	0.1	0.2	0.1	0.0	0.0	0.0	0.1	
		F	0.2	0.0	0.0	0.0	0.0	0.0	0.1	0.0	0.0	0.0	0.0	0.0	
		T	0.1	0.0	0.0	0.0	0.0	0.1	0.1	0.0	0.0	0.0	0.0	0.0	
VIII	DISEASES OF THE EAR AND MASTOID PROCESS (H60-H95)	M	0.0	0.0	0.0	0.0	0.0	0.0	0.0	0.0	0.0	0.1	0.0	0.0	
		F	0.0	0.0	0.0	0.0	0.0	0.0	0.0	0.1	0.0	0.0	0.0	0.0	
		T	0.0	0.0	0.0	0.0	0.0	0.0	0.0	0.0	0.0	0.1	0.0	0.0	
IX	DISEASES OF THE CIRCULATORY SYSTEM (I00-I99)	M	5.0	5.0	21.3	22.7	25.6	26.1	31.5	33.7	35.4	38.0	33.3	27.5	
		F	3.8	7.4	6.1	16.1	26.8	16.0	22.6	27.1	32.7	40.7	0.0	22.6	
		T	4.5	5.9	12.8	19.8	26.1	22.6	28.3	31.2	34.3	39.0	20.0	25.6	
X	DISEASES OF THE RESPIRATORY SYSTEM (J00-J98)	M	3.9	11.9	8.9	11.2	6.7	9.6	11.2	12.5	14.2	15.9	50.0	10.9	
		F	4.7	9.6	9.8	12.8	6.4	9.0	9.8	13.2	11.8	11.5	25.0	10.0	
		T	4.2	11.0	9.4	11.9	6.6	9.4	10.7	12.7	13.3	14.3	40.0	10.6	
XI	DISEASES OF THE DIGESTIVE SYSTEM (K00-K92)	M	1.8	9.6	9.5	13.7	22.7	28.8	22.0	16.4	13.9	9.5	0.0	16.1	
		F	1.7	11.0	9.8	11.4	17.0	27.9	21.6	17.2	14.2	9.5	0.0	15.0	
		T	1.8	10.2	9.7	12.7	20.5	28.5	21.9	16.7	14.0	9.5	0.0	15.7	
XII	DISEASES OF THE SKIN AND SUBCUTANEOUS TISSUE (L00-L98)	M	0.1	0.0	0.0	1.4	0.0	0.1	0.2	0.4	0.2	0.0	0.0	0.2	
		F	0.0	0.7	0.0	0.0	1.1	0.2	0.1	0.1	0.2	0.0	0.0	0.2	
		T	0.1	0.3	0.0	0.8	0.5	0.1	0.2	0.3	0.2	0.0	0.0	0.2	
XIII	DISEASES OF THE MUSCULOSKELETAL SYSTEM AND CONNECTIVE TISSUE (M00-M99)	M	0.1	0.5	0.0	1.9	0.5	0.1	0.6	0.4	0.2	0.3	0.0	0.4	
		F	0.0	0.0	0.0	2.3	3.0	2.4	1.0	0.5	0.0	0.6	0.0	1.0	
		T	0.1	0.3	0.0	2.1	1.5	0.9	0.7	0.5	0.1	0.4	0.0	0.6	
XIV	DISEASES OF THE GENITOURINARY SYSTEM (N00-N99)	M	0.1	3.7	4.7	5.5	4.0	4.0	6.0	6.9	7.2	7.0	16.7	5.2	
		F	0.6	2.2	5.1	4.7	3.2	6.4	9.1	7.7	9.7	5.9	0.0	6.0	
		T	0.3	3.1	5.0	5.1	3.7	4.9	7.1	7.2	8.2	6.6	10.0	5.5	
XV	PREGNANCY, CHILDBIRTH AND THE PUERPERIUM (O00-O99)	F	0.0	0.0	0.0	6.4	7.0	1.0	0.4	0.0	0.0	0.0	0.0	1.2	
		T	0.0	0.0	0.0	2.9	2.8	0.4	0.1	0.0	0.0	0.0	0.0	0.5	
XVI	CERTAIN CONDITIONS ORIGINATING IN THE PERINATAL PERIOD (P00-P96)	M	58.7	0.0	0.0	0.0	0.0	0.0	0.0	0.0	0.0	0.0	0.0	6.7	
		F	60.9	0.0	0.0	0.0	0.0	0.0	0.0	0.0	0.0	0.0	0.0	6.9	
		T	59.6	0.0	0.0	0.0	0.0	0.0	0.0	0.0	0.0	0.0	0.0	6.8	
XVII	CONGENITAL MALFORMATIONS, DEFORMATIONS AND CHROMOSOMAL ABNORMALITIES (Q00-Q99)	M	17.2	30.3	1.2	1.4	0.3	0.2	0.2	0.0	0.0	0.2	0.0	3.1	
		F	15.1	19.1	0.9	1.0	0.5	0.6	0.4	0.0	0.2	0.0	0.0	2.6	
		T	16.4	26.0	1.0	1.2	0.4	0.4	0.2	0.0	0.1	0.1	0.0	2.9	
XVIII	SYMPTOMS, SIGNS AND ABNORMAL CLINICAL AND LABORATORY FINDINGS N.E.C. (R00-R99)	M	7.5	8.3	10.1	7.4	6.7	4.2	4.5	5.1	4.4	6.1	0.0	5.7	
		F	7.2	11.8	22.9	10.1	8.2	6.4	5.3	7.1	5.0	7.2	0.0	7.7	
		T	7.4	9.6	17.2	8.6	7.3	5.0	4.8	5.9	4.6	6.5	0.0	6.5	
XIX	INJURY, POISONING AND CERTAIN OTHER CONSEQUENCES OF EXTERNAL CAUSES (S00-T98)	M	0.3	0.0	0.6	7.1	6.9	5.0	1.9	1.7	1.6	1.3	0.0	2.6	
		F	0.0	0.0	1.9	4.0	2.0	2.2	0.6	1.4	0.9	1.1	0.0	1.3	
		T	0.2	0.0	1.3	5.7	4.9	4.0	1.4	1.6	1.4	1.2	0.0	2.1	
XXII	CODES FOR SPECIAL PURPOSES (U00-U49)	M	1.0	1.8	0.6	3.0	5.5	5.8	5.7	5.4	5.7	5.1	0.0	4.7	
		F	0.9	2.2	2.8	3.4	3.2	4.2	5.7	4.3	4.3	3.8	0.0	3.8	
		T	1.0	2.0	1.8	3.2	4.6	5.2	5.7	5.0	5.1	4.6	0.0	4.3	
ALL CAUSES	M	100.0	100.0	100.0	100.0	100.0	100.0	100.0	100.0	100.0	100.0	100.0	100.0		
	F	100.0	100.0	100.0	100.0	100.0	100.0	100.0	100.0	100.0	100.0	100.0	100.0		
	T	100.0	100.0	100.0	100.0	100.0	100.0	100.0	100.0	100.0	100.0	100.0	100.0		

TABLE 8.7: PERCENTAGE DISTRIBUTION OF MEDICALLY CERTIFIED DEATHS BY AGE, SEX AND MAJOR CAUSE GROUPS
(BASED UPON TENTH REVISION OF ICD) DURING 2020

CHHATTISGARH

Major Group No.	CAUSE OF DEATH	Sex	AGE GROUPS											N.S.	TOTAL
			<1	1-4	5-14	15-24	25-34	35-44	45-54	55-64	65-69	70+			
1	2	3	4	5	6	7	8	9	10	11	12	13	14	15	
I	CERTAIN INFECTIOUS AND PARASITIC DISEASES (A00-B99)	M	8.3	11.3	12.8	9.1	8.6	5.7	7.0	6.3	6.8	7.5	6.5	7.4	
		F	8.7	10.3	12.2	8.4	9.1	7.7	12.1	7.6	6.8	6.7	7.4	8.4	
		T	8.5	10.8	12.5	8.8	8.8	6.4	9.2	6.7	6.8	7.2	6.8	7.8	
II	NEOPLASMS (C00-D48)	M	0.4	1.3	4.9	2.3	2.9	2.4	2.3	2.8	2.6	1.9	0.2	2.2	
		F	0.1	0.9	3.0	2.5	4.7	7.7	1.6	5.3	2.2	2.5	0.3	3.2	
		T	0.3	1.1	3.9	2.4	3.5	4.1	2.0	3.6	2.4	2.1	0.2	2.6	
III	DISEASES OF BLOOD & BLOOD FORMING ORGANS & CERTAIN DISORDERS INVOLVING THE IMMUNE MECHANISM (D50-D89)	M	0.9	5.0	4.1	2.2	1.8	1.4	3.6	1.3	1.4	1.1	0.9	1.6	
		F	1.1	1.9	4.7	4.5	3.6	3.4	5.4	1.8	1.8	1.5	1.5	2.7	
		T	1.0	3.4	4.4	3.0	2.3	2.1	4.4	1.5	1.6	1.2	1.2	2.0	
IV	ENDOCRINE, NUTRITIONAL AND METABOLIC DISEASES (E00-E89)	M	0.3	0.3	1.5	1.3	1.5	2.3	0.5	2.3	2.5	2.1	0.8	1.7	
		F	0.3	0.3	1.1	0.6	2.2	2.6	0.4	2.7	4.0	2.6	1.5	1.8	
		T	0.3	0.3	1.3	1.1	1.7	2.4	0.5	2.4	3.0	2.3	1.1	1.7	
V	MENTAL AND BEHAVIOURAL DISORDERS (F01-F99)	M	0.0	0.0	0.0	0.5	0.6	0.4	0.2	0.3	0.3	0.1	0.0	0.3	
		F	0.0	0.0	0.0	0.1	0.1	0.2	0.1	0.1	0.2	0.3	0.0	0.1	
		T	0.0	0.0	0.0	0.3	0.4	0.4	0.2	0.2	0.2	0.1	0.0	0.2	
VI	DISEASES OF THE NERVOUS SYSTEM (G00-G98)	M	0.7	2.8	2.3	0.8	1.0	0.4	0.9	0.4	0.2	0.6	0.3	0.6	
		F	0.7	2.8	2.3	1.0	0.6	1.5	0.8	0.6	0.7	0.8	0.3	0.9	
		T	0.7	2.8	2.3	0.9	0.9	0.7	0.8	0.4	0.4	0.7	0.3	0.7	
VII	DISEASES OF THE EYE AND ADNEXA (H00-H59)	M	0.0	0.3	0.0	0.0	0.1	0.0	0.1	0.0	0.1	0.0	0.0	0.0	
		F	0.0	0.0	0.0	0.0	0.0	0.0	0.0	0.0	0.0	0.0	0.0	0.0	
		T	0.0	0.2	0.0	0.0	0.0	0.0	0.0	0.0	0.0	0.0	0.0	0.0	
VIII	DISEASES OF THE EAR AND MASTOID PROCESS (H60-H95)	M	0.0	0.0	0.0	0.0	0.1	0.0	0.0	0.0	0.0	0.0	0.0	0.0	
		F	0.0	0.0	0.0	0.0	0.0	0.0	0.0	0.0	0.0	0.0	0.0	0.0	
		T	0.0	0.0	0.0	0.0	0.0	0.0	0.0	0.0	0.0	0.0	0.0	0.0	
IX	DISEASES OF THE CIRCULATORY SYSTEM (I00-I99)	M	12.7	19.7	23.9	30.2	31.1	36.0	27.3	35.5	36.5	33.7	33.3	30.7	
		F	11.2	17.9	24.7	35.3	35.4	32.6	30.0	36.4	37.3	37.1	34.6	30.0	
		T	12.0	18.8	24.3	32.0	32.4	34.9	28.5	35.8	36.8	34.9	33.8	30.4	
X	DISEASES OF THE RESPIRATORY SYSTEM (J00-J98)	M	6.1	10.3	8.1	7.0	7.4	8.3	5.5	9.1	10.2	13.9	7.1	8.6	
		F	6.1	8.2	8.3	7.1	6.1	7.7	6.9	9.5	10.0	10.3	7.7	7.9	
		T	6.1	9.2	8.2	7.0	7.0	8.1	6.1	9.2	10.1	12.7	7.3	8.4	
XI	DISEASES OF THE DIGESTIVE SYSTEM (K00-K92)	M	0.4	0.6	1.1	3.9	6.0	4.1	2.2	2.8	2.3	1.6	2.6	2.9	
		F	0.3	0.6	1.9	2.0	2.9	1.9	2.0	2.1	1.6	0.8	0.5	1.5	
		T	0.4	0.6	1.5	3.2	5.1	3.4	2.1	2.6	2.0	1.4	1.8	2.4	
XII	DISEASES OF THE SKIN AND SUBCUTANEOUS TISSUE (L00-L98)	M	0.0	0.0	0.0	0.0	0.1	0.1	0.1	0.1	0.2	0.1	0.2	0.1	
		F	0.0	0.0	0.2	0.1	0.2	0.1	0.0	0.2	0.1	0.1	0.0	0.1	
		T	0.0	0.0	0.1	0.0	0.1	0.1	0.1	0.1	0.1	0.1	0.1	0.1	
XIII	DISEASES OF THE MUSCULOSKELETAL SYSTEM AND CONNECTIVE TISSUE (M00-M99)	M	0.0	0.3	0.0	0.1	0.1	0.2	0.9	0.2	0.2	0.1	0.0	0.2	
		F	0.0	0.0	0.0	0.4	0.1	0.1	0.3	0.2	0.5	0.1	0.0	0.2	
		T	0.0	0.2	0.0	0.2	0.1	0.2	0.7	0.2	0.3	0.1	0.0	0.2	
XIV	DISEASES OF THE GENITOURINARY SYSTEM (N00-N99)	M	0.5	0.6	1.5	2.3	1.9	2.5	1.8	2.6	2.4	2.9	2.5	2.2	
		F	0.8	0.9	1.7	2.2	2.9	2.7	1.7	1.9	2.2	2.8	1.0	2.0	
		T	0.7	0.8	1.6	2.3	2.2	2.6	1.8	2.4	2.4	2.8	1.9	2.1	
XV	PREGNANCY, CHILDBIRTH AND THE PUERPERIUM (O00-O99)	F	0.0	0.0	0.0	6.8	2.8	1.4	2.5	0.0	0.0	0.0	1.5	1.4	
		T	0.0	0.0	0.0	2.4	0.8	0.4	1.1	0.0	0.0	0.0	0.6	0.5	
XVI	CERTAIN CONDITIONS ORIGINATING IN THE PERINATAL PERIOD (P00-P96)	M	55.1	0.0	0.0	0.0	0.0	0.0	0.0	0.0	0.0	0.0	7.1	6.7	
		F	55.9	0.0	0.0	0.0	0.0	0.0	0.0	0.0	0.0	0.0	12.1	10.3	
		T	55.5	0.0	0.0	0.0	0.0	0.0	0.0	0.0	0.0	0.0	9.0	8.0	
XVII	CONGENITAL MALFORMATIONS, DEFORMATIONS AND CHROMOSOMAL ABNORMALITIES (Q00-Q99)	M	0.9	0.3	0.0	0.2	0.1	0.1	0.1	0.2	0.0	0.1	0.0	0.2	
		F	0.9	0.0	0.2	0.2	0.1	0.1	0.1	0.0	0.1	0.1	0.3	0.2	
		T	0.9	0.2	0.1	0.2	0.1	0.1	0.1	0.1	0.0	0.1	0.1	0.2	
XVIII	SYMPTOMS, SIGNS AND ABNORMAL CLINICAL AND LABORATORY FINDINGS N.E.C. (R00-R99)	M	12.7	40.1	33.7	26.5	24.4	24.3	33.6	21.7	19.3	20.6	27.9	22.9	
		F	13.4	53.6	34.1	18.6	17.9	19.1	25.0	21.0	21.5	24.5	24.6	20.8	
		T	13.0	46.9	33.9	23.7	22.5	22.6	29.8	21.4	20.1	21.9	26.7	22.1	
XIX	INJURY, POISONING AND CERTAIN OTHER CONSEQUENCES OF EXTERNAL CAUSES (S00-T98)	M	0.6	6.6	5.5	10.9	7.3	4.2	11.9	3.1	2.4	2.0	3.7	4.7	
		F	0.3	2.5	4.5	7.8	6.9	3.8	9.7	2.0	2.1	2.0	2.3	3.7	
		T	0.4	4.5	5.0	9.8	7.2	4.1	10.9	2.8	2.3	2.0	3.2	4.4	
XXII	CODES FOR SPECIAL PURPOSES (U00-U49)	M	0.3	0.3	0.6	2.7	5.2	7.5	2.0	11.3	12.8	11.8	6.9	6.9	
		F	0.1	0.0	1.1	2.3	4.3	7.3	1.3	8.8	9.0	8.0	4.4	4.7	
		T	0.2	0.2	0.9	2.6	4.9	7.5	1.7	10.5	11.4	10.5	6.0	6.1	
ALL CAUSES		M	100.0	100.0	100.0	100.0	100.0	100.0	100.0	100.0	100.0	100.0	100.0	100.0	
	F	100.0	100.0	100.0	100.0	100.0	100.0	100.0	100.0	100.0	100.0	100.0	100.0		
	T	100.0	100.0	100.0	100.0	100.0	100.0	100.0	100.0	100.0	100.0	100.0	100.0		

TABLE 8.8: PERCENTAGE DISTRIBUTION OF MEDICALLY CERTIFIED DEATHS BY AGE, SEX AND MAJOR CAUSE GROUPS (BASED UPON TENTH REVISION OF ICD) DURING 2020

DELHI

Major Group No.	CAUSE OF DEATH	Sex	AGE GROUPS											N.S.	TOTAL
			<1	1-4	5-14	15-24	25-34	35-44	45-54	55-64	65-69	70+			
1	2	3	4	5	6	7	8	9	10	11	12	13	14	15	
I	CERTAIN INFECTIOUS AND PARASITIC DISEASES (A00-B99)	M	14.5	15.4	18.4	16.8	14.7	12.1	11.5	10.3	8.7	10.3	8.5	11.7	
		F	15.5	17.1	24.5	22.0	19.3	13.0	11.9	11.0	9.7	11.1	9.3	13.4	
		T	14.9	16.1	21.4	19.2	16.3	12.4	11.6	10.5	9.1	10.6	8.8	12.3	
II	NEOPLASMS (C00-D48)	M	0.9	6.3	10.1	4.9	3.7	4.0	4.7	5.6	5.7	3.9	0.9	4.4	
		F	0.3	3.9	4.7	2.9	5.9	9.3	9.8	7.3	5.5	3.6	0.5	5.6	
		T	0.7	5.3	7.5	4.0	4.5	5.6	6.4	6.2	5.6	3.8	0.8	4.9	
III	DISEASES OF BLOOD & BLOOD FORMING ORGANS & CERTAIN DISORDERS INVOLVING THE IMMUNE MECHANISM (D50-D89)	M	0.5	2.3	4.8	2.1	1.2	1.1	0.5	0.5	0.4	0.3	0.1	0.7	
		F	0.5	1.8	3.5	2.0	1.9	1.7	0.9	0.6	0.4	0.6	0.5	1.0	
		T	0.5	2.0	4.2	2.1	1.5	1.2	0.6	0.6	0.4	0.4	0.3	0.8	
IV	ENDOCRINE, NUTRITIONAL AND METABOLIC DISEASES (E00-E89)	M	0.6	1.3	0.7	1.2	1.3	1.4	2.8	3.3	3.0	2.8	0.4	2.3	
		F	0.7	1.8	0.7	1.6	1.7	3.5	4.3	4.4	5.1	3.5	0.7	3.3	
		T	0.7	1.5	0.7	1.4	1.4	2.0	3.3	3.7	3.8	3.1	0.5	2.7	
V	MENTAL AND BEHAVIOURAL DISORDERS (F01-F99)	M	0.0	0.0	0.1	0.2	0.2	0.1	0.0	0.0	0.0	0.0	0.0	0.0	
		F	0.0	0.0	0.0	0.0	0.1	0.1	0.1	0.0	0.0	0.0	0.5	0.1	
		T	0.0	0.0	0.1	0.1	0.1	0.1	0.0	0.0	0.0	0.0	0.2	0.0	
VI	DISEASES OF THE NERVOUS SYSTEM (G00-G98)	M	1.9	6.8	7.4	4.0	2.1	1.8	1.7	1.4	1.3	1.1	0.5	1.8	
		F	2.6	8.7	6.3	3.1	2.2	2.2	1.6	1.4	1.2	1.2	0.5	2.0	
		T	2.1	7.6	6.9	3.6	2.1	1.9	1.7	1.4	1.3	1.1	0.5	1.9	
VII	DISEASES OF THE EYE AND ADNEXA (H00-H59)	M	0.0	0.0	0.0	0.0	0.0	0.0	0.0	0.0	0.0	0.0	0.0	0.0	
		F	0.0	0.0	0.0	0.0	0.0	0.0	0.0	0.0	0.0	0.0	0.0	0.0	
		T	0.0	0.0	0.0	0.0	0.0	0.0	0.0	0.0	0.0	0.0	0.0	0.0	
VIII	DISEASES OF THE EAR AND MASTOID PROCESS (H60-H95)	M	0.0	0.0	0.0	0.0	0.0	0.0	0.0	0.0	0.0	0.0	0.0	0.0	
		F	0.0	0.0	0.0	0.0	0.0	0.0	0.0	0.0	0.0	0.0	0.0	0.0	
		T	0.0	0.0	0.0	0.0	0.0	0.0	0.0	0.0	0.0	0.0	0.0	0.0	
IX	DISEASES OF THE CIRCULATORY SYSTEM (I00-I99)	M	3.6	7.3	7.4	10.6	12.3	15.6	18.5	21.3	22.4	21.2	11.4	17.2	
		F	3.3	6.1	6.8	10.4	12.7	16.6	19.0	20.9	21.6	23.5	11.4	17.3	
		T	3.5	6.8	7.1	10.5	12.4	15.9	18.7	21.1	22.1	22.1	11.4	17.3	
X	DISEASES OF THE RESPIRATORY SYSTEM (J00-J98)	M	8.2	13.5	11.6	7.8	7.4	7.6	8.9	10.2	11.5	12.0	11.1	9.8	
		F	9.1	11.1	11.5	9.3	7.7	9.4	10.6	10.1	11.1	11.6	7.3	10.2	
		T	8.6	12.4	11.5	8.5	7.5	8.1	9.5	10.2	11.4	11.9	9.8	10.0	
XI	DISEASES OF THE DIGESTIVE SYSTEM (K00-K92)	M	2.0	3.2	3.0	4.9	8.8	12.5	8.9	5.3	3.3	3.5	1.0	6.0	
		F	1.8	3.4	3.9	4.2	5.0	4.0	4.8	3.9	4.3	2.9	2.2	3.7	
		T	1.9	3.3	3.5	4.6	7.4	9.9	7.5	4.8	3.7	3.2	1.4	5.2	
XII	DISEASES OF THE SKIN AND SUBCUTANEOUS TISSUE (L00-L98)	M	0.0	0.0	0.2	0.0	0.1	0.0	0.0	0.0	0.0	0.0	0.0	0.0	
		F	0.0	0.0	0.2	0.1	0.0	0.1	0.0	0.1	0.0	0.0	0.0	0.0	
		T	0.0	0.0	0.2	0.1	0.0	0.1	0.0	0.0	0.0	0.0	0.0	0.0	
XIII	DISEASES OF THE MUSCULOSKELETAL SYSTEM AND CONNECTIVE TISSUE (M00-M99)	M	0.0	0.3	0.2	0.2	0.1	0.1	0.1	0.1	0.1	0.1	0.0	0.1	
		F	0.0	0.2	0.3	0.2	0.4	0.3	0.2	0.1	0.1	0.0	0.2	0.2	
		T	0.0	0.2	0.3	0.2	0.2	0.2	0.1	0.1	0.1	0.1	0.1	0.1	
XIV	DISEASES OF THE GENITOURINARY SYSTEM (N00-N99)	M	1.7	2.5	3.5	2.8	2.4	2.5	3.1	2.6	2.5	2.6	1.0	2.6	
		F	1.7	3.2	2.6	2.2	3.5	4.0	3.3	3.6	2.7	2.8	1.5	3.0	
		T	1.7	2.8	3.1	2.5	2.8	3.0	3.2	3.0	2.6	2.7	1.1	2.7	
XV	PREGNANCY, CHILDBIRTH AND THE PUERPERIUM (O00-O99)	F	0.0	0.0	0.0	3.1	3.6	0.6	0.1	0.0	0.0	0.0	0.0	0.5	
		T	0.0	0.0	0.0	1.4	1.3	0.2	0.0	0.0	0.0	0.0	0.0	0.2	
XVI	CERTAIN CONDITIONS ORIGINATING IN THE PERINATAL PERIOD (P00-P96)	M	32.7	0.0	0.0	0.0	0.0	0.0	0.0	0.0	0.0	0.0	9.9	2.5	
		F	32.2	0.0	0.0	0.0	0.0	0.0	0.0	0.0	0.0	0.0	12.3	2.7	
		T	32.5	0.0	0.0	0.0	0.0	0.0	0.0	0.0	0.0	0.0	10.7	2.6	
XVII	CONGENITAL MALFORMATIONS, DEFORMATIONS AND CHROMOSOMAL ABNORMALITIES (Q00-Q99)	M	6.2	3.1	2.0	0.5	0.1	0.1	0.1	0.1	0.0	0.1	0.9	0.6	
		F	4.7	3.4	0.7	0.2	0.1	0.0	0.0	0.1	0.1	0.1	0.4	0.5	
		T	5.6	3.2	1.4	0.4	0.1	0.1	0.0	0.1	0.1	0.1	0.7	0.6	
XVIII	SYMPTOMS, SIGNS AND ABNORMAL CLINICAL AND LABORATORY FINDINGS N.E.C. (R00-R99)	M	25.6	24.5	21.8	30.2	32.5	27.6	24.7	23.1	24.0	23.5	29.7	25.4	
		F	26.3	25.7	25.5	28.3	24.3	23.2	20.1	21.7	23.0	25.3	28.0	23.8	
		T	25.9	25.0	23.6	29.3	29.5	26.3	23.2	22.6	23.6	24.2	29.1	24.8	
XIX	INJURY, POISONING AND CERTAIN OTHER CONSEQUENCES OF EXTERNAL CAUSES (S00-T98)	M	0.7	12.0	7.4	11.0	8.9	6.0	3.2	2.0	1.1	0.8	0.5	3.4	
		F	0.7	11.2	5.5	5.5	6.3	3.7	2.6	1.6	1.5	1.2	0.4	2.6	
		T	0.7	11.6	6.5	8.5	8.0	5.3	3.0	1.8	1.3	1.0	0.4	3.1	
XXII	CODES FOR SPECIAL PURPOSES (U00-U49)	M	0.8	1.5	1.3	2.8	4.6	7.5	11.0	14.0	15.9	17.8	24.3	11.3	
		F	0.5	2.5	3.2	4.8	5.4	8.4	10.8	13.2	13.5	12.6	24.2	9.9	
		T	0.7	2.0	2.2	3.7	4.9	7.8	11.0	13.7	15.0	15.7	24.3	10.8	
ALL CAUSES	M	100.0	100.0	100.0	100.0	100.0	100.0	100.0	100.0	100.0	100.0	100.0	100.0		
	F	100.0	100.0	100.0	100.0	100.0	100.0	100.0	100.0	100.0	100.0	100.0	100.0		
	T	100.0	100.0	100.0	100.0	100.0	100.0	100.0	100.0	100.0	100.0	100.0	100.0		

TABLE 8.9: PERCENTAGE DISTRIBUTION OF MEDICALLY CERTIFIED DEATHS BY AGE, SEX AND MAJOR CAUSE GROUPS
(BASED UPON TENTH REVISION OF ICD) DURING 2020

DADAR NAGAR HAVELI & DAMAN DIU

Major Group No.	CAUSE OF DEATH	Sex	AGE GROUPS												N.S.	TOTAL
			<1	1-4	5-14	15-24	25-34	35-44	45-54	55-64	65-69	70+				
1	2	3	4	5	6	7	8	9	10	11	12	13	14	15		
I	CERTAIN INFECTIOUS AND PARASITIC DISEASES (A00-B99)	M	0.0	0.0	0.0	8.3	10.6	9.5	8.1	3.9	7.5	8.8	0.0	7.1		
		F	1.3	16.7	0.0	18.4	10.9	15.7	5.9	12.4	11.5	5.9	0.0	8.5		
		T	0.6	5.9	0.0	12.2	10.7	10.8	7.6	6.4	9.0	7.3	0.0	7.6		
II	NEOPLASMS (C00-D48)	M	0.0	0.0	0.0	1.7	0.9	1.5	2.7	2.5	4.5	0.4	0.0	1.8		
		F	0.0	0.0	12.5	0.0	4.3	3.9	7.4	7.1	1.1	1.6	0.0	2.9		
		T	0.0	0.0	4.3	1.0	1.9	2.0	3.7	3.8	3.2	1.0	0.0	2.2		
III	DISEASES OF BLOOD & BLOOD FORMING ORGANS & CERTAIN DISORDERS INVOLVING THE IMMUNE MECHANISM (D50-D89)	M	0.0	0.0	0.0	5.0	0.0	1.5	0.8	0.4	0.0	0.4	0.0	0.7		
		F	1.3	0.0	0.0	0.0	2.2	7.8	1.5	0.9	0.0	0.0	0.0	1.0		
		T	0.6	0.0	0.0	3.1	0.6	2.8	0.9	0.5	0.0	0.2	0.0	0.8		
IV	ENDOCRINE, NUTRITIONAL AND METABOLIC DISEASES (E00-E89)	M	0.0	0.0	0.0	1.7	1.8	5.0	3.9	5.0	3.0	3.9	0.0	3.6		
		F	0.0	0.0	0.0	0.0	2.2	2.0	4.4	1.8	4.6	2.5	0.0	2.3		
		T	0.0	0.0	0.0	1.0	1.9	4.4	4.0	4.1	3.6	3.1	0.0	3.1		
V	MENTAL AND BEHAVIOURAL DISORDERS (F01-F99)	M	0.0	0.0	0.0	0.0	0.0	0.5	0.4	0.0	0.0	0.4	0.0	0.2		
		F	0.0	0.0	0.0	0.0	0.0	0.0	0.0	0.0	0.0	0.0	0.0	0.0		
		T	0.0	0.0	0.0	0.0	0.0	0.4	0.3	0.0	0.0	0.2	0.0	0.1		
VI	DISEASES OF THE NERVOUS SYSTEM (G00-G98)	M	2.0	9.1	20.0	5.0	0.9	0.5	0.4	0.0	0.7	0.0	0.0	0.9		
		F	1.3	16.7	0.0	0.0	0.0	2.0	0.0	0.0	0.0	1.9	0.0	1.1		
		T	1.7	11.8	13.0	3.1	0.6	0.8	0.3	0.0	0.5	1.0	0.0	1.0		
VII	DISEASES OF THE EYE AND ADNEXA (H00-H59)	M	0.0	0.0	0.0	0.0	0.0	0.0	0.0	0.0	0.0	0.0	0.0	0.0		
		F	0.0	0.0	12.5	0.0	0.0	0.0	0.0	0.0	0.0	0.0	0.0	0.1		
		T	0.0	0.0	4.3	0.0	0.0	0.0	0.0	0.0	0.0	0.0	0.0	0.0		
VIII	DISEASES OF THE EAR AND MASTOID PROCESS (H60-H95)	M	0.0	0.0	0.0	0.0	0.0	0.0	0.0	0.0	0.0	0.0	0.0	0.0		
		F	0.0	0.0	0.0	0.0	0.0	0.0	0.0	0.0	0.0	0.0	0.0	0.0		
		T	0.0	0.0	0.0	0.0	0.0	0.0	0.0	0.0	0.0	0.0	0.0	0.0		
IX	DISEASES OF THE CIRCULATORY SYSTEM (I00-I99)	M	0.0	0.0	6.7	10.0	36.3	39.7	47.1	60.4	52.2	46.3	0.0	42.5		
		F	0.0	0.0	12.5	18.4	34.8	35.3	42.6	42.5	55.2	39.6	0.0	36.1		
		T	0.0	0.0	8.7	13.3	35.8	38.8	46.2	55.2	53.4	42.7	0.0	40.2		
X	DISEASES OF THE RESPIRATORY SYSTEM (J00-J98)	M	2.0	36.4	20.0	13.3	14.2	9.0	9.3	6.4	11.2	11.7	0.0	9.7		
		F	3.9	33.3	25.0	10.5	15.2	7.8	5.9	16.8	21.8	5.9	0.0	10.2		
		T	2.8	35.3	21.7	12.2	14.5	8.8	8.6	9.4	15.4	8.6	0.0	9.9		
XI	DISEASES OF THE DIGESTIVE SYSTEM (K00-K92)	M	0.0	0.0	0.0	8.3	12.4	11.1	10.8	5.7	3.0	1.1	0.0	6.3		
		F	0.0	0.0	0.0	2.6	4.3	3.9	1.5	2.7	0.0	0.6	0.0	1.4		
		T	0.0	0.0	0.0	6.1	10.1	9.6	8.9	4.8	1.8	0.8	0.0	4.5		
XII	DISEASES OF THE SKIN AND SUBCUTANEOUS TISSUE (L00-L98)	M	0.0	0.0	0.0	0.0	0.0	0.5	0.8	0.0	0.0	0.0	0.0	0.2		
		F	0.0	0.0	0.0	0.0	0.0	0.0	0.0	0.0	0.0	0.0	0.0	0.0		
		T	0.0	0.0	0.0	0.0	0.0	0.4	0.6	0.0	0.0	0.0	0.0	0.1		
XIII	DISEASES OF THE MUSCULOSKELETAL SYSTEM AND CONNECTIVE TISSUE (M00-M99)	M	0.0	0.0	6.7	0.0	0.0	0.0	0.0	0.0	0.0	0.4	0.0	0.1		
		F	0.0	0.0	0.0	2.6	0.0	0.0	0.0	0.0	1.1	0.0	0.0	0.2		
		T	0.0	0.0	4.3	1.0	0.0	0.0	0.0	0.0	0.5	0.2	0.0	0.2		
XIV	DISEASES OF THE GENITOURINARY SYSTEM (N00-N99)	M	1.0	9.1	0.0	1.7	8.0	4.0	5.4	7.5	10.4	8.5	0.0	6.4		
		F	0.0	0.0	0.0	5.3	6.5	9.8	7.4	8.0	1.1	7.2	0.0	5.9		
		T	0.6	5.9	0.0	3.1	7.5	5.2	5.8	7.6	6.8	7.8	0.0	6.2		
XV	PREGNANCY, CHILDBIRTH AND THE PUERPERIUM (O00-O99)	F	0.0	0.0	0.0	2.6	2.2	0.0	1.5	0.0	0.0	0.0	0.0	0.4		
		T	0.0	0.0	0.0	1.0	0.6	0.0	0.3	0.0	0.0	0.0	0.0	0.1		
XVI	CERTAIN CONDITIONS ORIGINATING IN THE PERINATAL PERIOD (P00-P96)	M	81.2	0.0	0.0	0.0	0.0	0.0	0.0	0.0	0.0	0.0	0.0	5.6		
		F	86.8	0.0	0.0	0.0	0.0	0.0	0.0	0.0	0.0	0.0	0.0	8.1		
		T	83.6	0.0	0.0	0.0	0.0	0.0	0.0	0.0	0.0	0.0	0.0	6.5		
XVII	CONGENITAL MALFORMATIONS, DEFORMATIONS AND CHROMOSOMAL ABNORMALITIES (Q00-Q99)	M	7.9	0.0	6.7	1.7	0.0	0.0	0.0	0.0	0.0	0.0	0.0	0.7		
		F	3.9	0.0	0.0	0.0	2.2	0.0	0.0	0.0	0.0	0.0	0.0	0.5		
		T	6.2	0.0	4.3	1.0	0.6	0.0	0.0	0.0	0.0	0.0	0.0	0.6		
XVIII	SYMPTOMS, SIGNS AND ABNORMAL CLINICAL AND LABORATORY FINDINGS N.E.C. (R00-R99)	M	5.9	27.3	26.7	6.7	5.3	8.0	6.2	5.0	5.2	16.6	0.0	8.5		
		F	1.3	33.3	37.5	26.3	0.0	5.9	19.1	7.1	2.3	34.9	0.0	18.9		
		T	4.0	29.4	30.4	14.3	3.8	7.6	8.9	5.6	4.1	26.3	0.0	12.2		
XIX	INJURY, POISONING AND CERTAIN OTHER CONSEQUENCES OF EXTERNAL CAUSES (S00-T98)	M	0.0	18.2	13.3	36.7	9.7	9.0	4.2	2.9	2.2	1.8	0.0	5.6		
		F	0.0	0.0	0.0	13.2	15.2	5.9	1.5	0.9	1.1	0.0	0.0	2.2		
		T	0.0	11.8	8.7	27.6	11.3	8.4	3.7	2.3	1.8	0.8	0.0	4.4		
XXII	CODES FOR SPECIAL PURPOSES (U00-U49)	M	0.0	0.0	0.0	0.0	0.0	0.0	0.4	0.0	0.0	0.0	0.0	0.1		
		F	0.0	0.0	0.0	0.0	0.0	0.0	1.5	0.0	0.0	0.0	0.0	0.1		
		T	0.0	0.0	0.0	0.0	0.0	0.0	1.5	0.9	0.0	0.0	0.0	0.2		
ALL CAUSES		M	100.0	100.0	100.0	100.0	100.0	100.0	100.0	100.0	100.0	100.0	0.0	100.0		
		F	100.0	100.0	100.0	100.0	100.0	100.0	100.0	100.0	100.0	100.0	0.0	100.0		
		T	100.0	100.0	100.0	100.0	100.0	100.0	100.0	100.0	100.0	100.0	0.0	100.0		

TABLE 8.10: PERCENTAGE DISTRIBUTION OF MEDICALLY CERTIFIED DEATHS BY AGE, SEX AND MAJOR CAUSE GROUPS (BASED UPON TENTH REVISION OF ICD) DURING 2020

GOA

Major Group No.	CAUSE OF DEATH	Sex	AGE GROUPS											N.S.	TOTAL
			<1	1-4	5-14	15-24	25-34	35-44	45-54	55-64	65-69	70+			
1	2	3	4	5	6	7	8	9	10	11	12	13	14	15	
I	CERTAIN INFECTIOUS AND PARASITIC DISEASES (A00-B99)	M	0.0	0.0	0.0	8.1	4.4	6.4	5.2	3.4	1.5	2.1	1.3	3.3	
		F	0.0	13.3	11.1	11.1	7.3	10.5	5.1	2.5	0.8	2.5	1.9	3.0	
		T	0.0	6.9	4.8	8.9	4.9	7.1	5.1	3.1	1.2	2.3	1.5	3.2	
II	NEOPLASMS (C00-D48)	M	0.0	7.1	8.3	1.5	1.3	2.6	4.6	8.2	9.2	6.8	0.0	6.1	
		F	0.0	13.3	3.7	9.7	8.3	15.1	18.8	16.7	13.8	5.5	0.0	9.0	
		T	0.0	10.3	6.3	3.7	2.6	4.9	8.2	10.9	11.0	6.1	0.0	7.3	
III	DISEASES OF BLOOD & BLOOD FORMING ORGANS & CERTAIN DISORDERS INVOLVING THE IMMUNE MECHANISM (D50-D89)	M	0.0	14.3	2.8	0.5	0.9	0.6	1.0	0.6	0.4	1.0	0.0	0.8	
		F	0.0	6.7	0.0	4.2	4.6	4.7	0.9	0.7	1.0	1.4	0.0	1.4	
		T	0.0	10.3	1.6	1.5	1.6	1.4	1.0	0.6	0.6	1.2	0.0	1.0	
IV	ENDOCRINE, NUTRITIONAL AND METABOLIC DISEASES (E00-E89)	M	0.0	0.0	2.8	0.5	1.5	3.5	7.0	11.8	14.3	12.4	1.3	9.7	
		F	0.0	0.0	0.0	1.4	0.9	2.9	9.3	12.7	14.3	11.7	0.0	11.0	
		T	0.0	0.0	1.6	0.7	1.4	3.4	7.6	12.1	14.3	12.0	0.7	10.2	
V	MENTAL AND BEHAVIOURAL DISORDERS (F01-F99)	M	0.0	0.0	2.8	0.5	0.4	0.4	0.2	0.2	0.1	0.3	0.0	0.3	
		F	0.0	0.0	7.4	0.0	0.9	0.6	0.2	0.0	0.0	0.2	0.0	0.2	
		T	0.0	0.0	4.8	0.4	0.5	0.4	0.2	0.1	0.1	0.3	0.0	0.3	
VI	DISEASES OF THE NERVOUS SYSTEM (G00-G98)	M	0.0	14.3	5.6	3.6	2.6	1.9	1.6	2.1	1.8	1.9	0.0	2.0	
		F	0.0	13.3	7.4	5.6	1.8	4.1	1.4	1.7	1.9	1.2	0.0	1.5	
		T	0.0	13.8	6.3	4.1	2.5	2.3	1.6	2.0	1.8	1.5	0.0	1.8	
VII	DISEASES OF THE EYE AND ADNEXA (H00-H59)	M	0.0	0.0	0.0	0.0	0.0	0.0	0.0	0.0	0.0	0.0	0.0	0.0	
		F	0.0	0.0	0.0	0.0	0.0	0.0	0.0	0.0	0.0	0.0	0.0	0.0	
		T	0.0	0.0	0.0	0.0	0.0	0.0	0.0	0.0	0.0	0.0	0.0	0.0	
VIII	DISEASES OF THE EAR AND MASTOID PROCESS (H60-H95)	M	0.0	0.0	0.0	0.0	0.0	0.0	0.0	0.0	0.0	0.0	0.0	0.0	
		F	0.0	0.0	0.0	0.0	0.0	0.0	0.0	0.0	0.0	0.0	0.0	0.0	
		T	0.0	0.0	0.0	0.0	0.0	0.0	0.0	0.0	0.0	0.0	0.0	0.0	
IX	DISEASES OF THE CIRCULATORY SYSTEM (I00-I99)	M	0.0	7.1	19.4	7.6	8.7	17.7	24.4	30.9	35.3	42.4	16.3	31.2	
		F	0.0	6.7	14.8	8.3	11.9	26.2	26.6	30.0	38.4	49.2	13.0	41.1	
		T	0.0	6.9	17.5	7.8	9.3	19.2	24.9	30.6	36.5	46.0	14.9	35.2	
X	DISEASES OF THE RESPIRATORY SYSTEM (J00-J98)	M	0.0	14.3	8.3	3.6	9.6	6.1	5.4	5.7	6.4	10.1	3.8	7.5	
		F	0.0	13.3	25.9	4.2	11.9	8.1	7.9	7.3	9.4	9.9	0.0	9.2	
		T	0.0	13.8	15.9	3.7	10.0	6.5	6.0	6.2	7.6	10.0	2.2	8.2	
XI	DISEASES OF THE DIGESTIVE SYSTEM (K00-K92)	M	0.0	0.0	2.8	3.0	19.8	29.2	24.8	12.9	8.4	2.6	7.5	11.7	
		F	0.0	0.0	0.0	1.4	4.6	2.9	5.6	3.3	1.2	0.9	0.0	1.7	
		T	0.0	0.0	1.6	2.6	16.9	24.4	20.0	9.8	5.6	1.7	4.5	7.7	
XII	DISEASES OF THE SKIN AND SUBCUTANEOUS TISSUE (L00-L98)	M	0.0	0.0	2.8	0.5	0.0	0.4	0.4	0.3	0.2	0.1	0.0	0.2	
		F	0.0	0.0	0.0	0.0	0.0	0.0	0.2	0.3	0.0	0.1	0.0	0.1	
		T	0.0	0.0	1.6	0.4	0.0	0.3	0.4	0.3	0.1	0.1	0.0	0.2	
XIII	DISEASES OF THE MUSCULOSKELETAL SYSTEM AND CONNECTIVE TISSUE (M00-M99)	M	0.0	0.0	0.0	0.5	0.2	0.1	0.1	0.1	0.1	0.2	0.0	0.1	
		F	0.0	0.0	0.0	0.0	0.0	2.9	0.5	1.1	0.0	0.2	0.0	0.4	
		T	0.0	0.0	0.0	0.4	0.2	0.6	0.2	0.4	0.1	0.2	0.0	0.2	
XIV	DISEASES OF THE GENITOURINARY SYSTEM (N00-N99)	M	0.0	7.1	5.6	2.5	2.0	3.9	4.3	5.2	4.8	4.3	0.0	4.2	
		F	0.0	0.0	3.7	8.3	6.4	5.8	6.5	5.3	4.9	3.1	1.9	3.9	
		T	0.0	3.4	4.8	4.1	2.8	4.2	4.8	5.2	4.8	3.6	0.7	4.1	
XV	PREGNANCY, CHILDBIRTH AND THE PUERPERIUM (O00-O99)	F	0.0	0.0	0.0	2.8	5.5	0.6	0.0	0.0	0.0	0.0	0.0	0.2	
		T	0.0	0.0	0.0	0.7	1.1	0.1	0.0	0.0	0.0	0.0	0.0	0.1	
XVI	CERTAIN CONDITIONS ORIGINATING IN THE PERINATAL PERIOD (P00-P96)	M	75.2	0.0	0.0	0.0	0.0	0.0	0.0	0.0	0.0	0.0	0.0	0.9	
		F	71.2	0.0	0.0	0.0	0.0	0.0	0.0	0.0	0.0	0.0	0.0	0.8	
		T	73.7	0.0	0.0	0.0	0.0	0.0	0.0	0.0	0.0	0.0	0.0	0.8	
XVII	CONGENITAL MALFORMATIONS, DEFORMATIONS AND CHROMOSOMAL ABNORMALITIES (Q00-Q99)	M	22.8	0.0	0.0	0.0	0.0	0.0	0.0	0.0	0.0	0.0	0.0	0.3	
		F	16.7	0.0	0.0	0.0	0.0	0.0	0.0	0.0	0.0	0.0	0.0	0.2	
		T	20.4	0.0	0.0	0.0	0.0	0.0	0.0	0.0	0.0	0.0	0.0	0.2	
XVIII	SYMPTOMS, SIGNS AND ABNORMAL CLINICAL AND LABORATORY FINDINGS N.E.C. (R00-R99)	M	1.0	21.4	2.8	11.2	11.8	9.0	5.1	5.0	6.4	8.3	65.0	7.7	
		F	6.1	20.0	14.8	9.7	5.5	3.5	4.4	7.3	7.1	11.4	79.6	10.2	
		T	3.0	20.7	7.9	10.8	10.6	8.0	4.9	5.7	6.7	9.9	70.9	8.7	
XIX	INJURY, POISONING AND CERTAIN OTHER CONSEQUENCES OF EXTERNAL CAUSES (S00-T98)	M	0.0	7.1	30.6	55.8	33.3	14.8	8.0	5.5	2.5	1.3	2.5	7.5	
		F	4.5	13.3	7.4	30.6	22.9	8.7	5.6	3.2	1.2	0.6	1.9	2.5	
		T	1.8	10.3	20.6	49.1	31.3	13.7	7.4	4.8	2.0	0.9	2.2	5.4	
XXII	CODES FOR SPECIAL PURPOSES (U00-U49)	M	1.0	7.1	5.6	0.5	3.5	3.4	7.9	8.1	8.6	6.2	2.5	6.5	
		F	1.5	0.0	3.7	2.8	7.3	3.5	7.2	7.7	6.1	2.1	1.9	3.7	
		T	1.2	3.4	4.8	1.1	4.2	3.4	7.7	8.0	7.6	4.0	2.2	5.3	
ALL CAUSES		M	100.0	100.0	100.0	100.0	100.0	100.0	100.0	100.0	100.0	100.0	100.0	100.0	
	F	100.0	100.0	100.0	100.0	100.0	100.0	100.0	100.0	100.0	100.0	100.0	100.0		
	T	100.0	100.0	100.0	100.0	100.0	100.0	100.0	100.0	100.0	100.0	100.0	100.0		

TABLE 8.11: PERCENTAGE DISTRIBUTION OF MEDICALLY CERTIFIED DEATHS BY AGE, SEX AND MAJOR CAUSE GROUPS
(BASED UPON TENTH REVISION OF ICD) DURING 2020

GUJARAT

Major Group No.	CAUSE OF DEATH	Sex	AGE GROUPS											N.S.	TOTAL
			<1	1-4	5-14	15-24	25-34	35-44	45-54	55-64	65-69	70+			
1	2	3	4	5	6	7	8	9	10	11	12	13	14	15	
I	CERTAIN INFECTIOUS AND PARASITIC DISEASES (A00-B99)	M	12.3	26.6	21.3	13.6	11.4	12.1	9.3	8.0	8.7	8.6	0.0	9.7	
		F	7.5	27.2	20.4	17.1	13.7	13.1	10.5	8.6	8.6	8.0	0.0	9.7	
		T	10.4	26.9	20.9	15.1	12.2	12.4	9.7	8.2	8.7	8.3	0.0	9.7	
II	NEOPLASMS (C00-D48)	M	0.1	3.4	12.7	5.0	3.9	3.7	4.0	3.1	2.5	2.1	0.0	2.9	
		F	0.2	5.7	8.0	3.7	4.2	6.9	6.0	3.4	2.4	1.8	0.0	3.2	
		T	0.1	4.4	10.6	4.4	4.0	4.7	4.7	3.2	2.4	1.9	0.0	3.0	
III	DISEASES OF BLOOD & BLOOD FORMING ORGANS & CERTAIN DISORDERS INVOLVING THE IMMUNE MECHANISM (D50-D89)	M	1.0	3.7	4.3	3.5	2.0	1.4	1.9	1.8	1.6	1.4	0.0	1.7	
		F	1.1	4.1	4.7	5.0	3.4	2.0	2.1	2.1	2.4	1.6	0.0	2.1	
		T	1.0	3.9	4.5	4.2	2.5	1.6	1.9	1.9	1.9	1.4	0.0	1.8	
IV	ENDOCRINE, NUTRITIONAL AND METABOLIC DISEASES (E00-E89)	M	0.2	4.4	4.7	1.5	2.2	1.9	1.7	1.5	1.4	1.1	0.0	1.4	
		F	0.3	4.3	2.7	1.6	2.1	1.5	1.9	2.0	1.8	1.4	0.0	1.6	
		T	0.2	4.3	3.8	1.5	2.2	1.8	1.7	1.7	1.5	1.2	0.0	1.5	
V	MENTAL AND BEHAVIOURAL DISORDERS (F01-F99)	M	0.0	0.0	0.0	0.9	0.4	0.5	0.2	0.1	0.1	0.1	0.0	0.2	
		F	0.0	0.0	0.0	0.9	0.3	0.0	0.2	0.1	0.2	0.1	0.0	0.2	
		T	0.0	0.0	0.0	0.9	0.4	0.3	0.2	0.1	0.2	0.1	0.0	0.2	
VI	DISEASES OF THE NERVOUS SYSTEM (G00-G98)	M	0.6	4.7	4.3	4.5	2.8	2.2	2.0	1.8	1.7	1.7	0.0	1.9	
		F	0.7	3.5	6.9	2.3	2.5	2.4	2.4	1.9	1.8	1.7	0.0	2.0	
		T	0.6	4.1	5.5	3.6	2.7	2.2	2.1	1.8	1.7	1.7	0.0	1.9	
VII	DISEASES OF THE EYE AND ADNEXA (H00-H59)	M	0.0	0.0	0.0	0.0	0.0	0.0	0.2	0.1	0.4	0.1	0.0	0.2	
		F	0.0	0.0	0.0	0.0	0.0	0.0	0.2	0.0	0.4	0.1	0.0	0.1	
		T	0.0	0.0	0.0	0.0	0.0	0.0	0.2	0.1	0.4	0.1	0.0	0.1	
VIII	DISEASES OF THE EAR AND MASTOID PROCESS (H60-H95)	M	0.0	0.0	0.0	0.0	0.0	0.0	0.0	0.1	0.4	0.2	0.0	0.1	
		F	0.0	0.0	0.0	0.0	0.0	0.0	0.0	0.3	0.3	0.1	0.0	0.1	
		T	0.0	0.0	0.0	0.0	0.0	0.0	0.0	0.2	0.4	0.1	0.0	0.1	
IX	DISEASES OF THE CIRCULATORY SYSTEM (I00-I99)	M	1.4	7.9	8.4	21.5	22.1	26.1	31.1	32.7	29.7	33.5	0.0	28.4	
		F	1.6	10.0	6.4	22.5	21.2	29.4	29.3	32.4	31.7	36.1	0.0	29.2	
		T	1.5	8.8	7.5	21.9	21.8	27.1	30.5	32.6	30.4	34.6	0.0	28.7	
X	DISEASES OF THE RESPIRATORY SYSTEM (J00-J98)	M	11.6	23.3	24.4	11.9	19.4	15.8	19.2	22.2	21.7	21.2	0.0	19.8	
		F	12.5	24.0	16.4	14.2	20.6	16.2	19.6	21.0	18.9	16.7	0.0	18.0	
		T	12.0	23.6	20.7	12.9	19.8	15.9	19.3	21.8	20.7	19.3	0.0	19.1	
XI	DISEASES OF THE DIGESTIVE SYSTEM (K00-K92)	M	0.8	1.5	1.4	3.5	8.1	9.6	6.1	3.1	2.0	1.9	0.0	3.7	
		F	0.6	2.2	2.4	2.4	3.1	5.4	3.6	2.6	1.8	2.0	0.0	2.5	
		T	0.8	1.8	1.8	3.0	6.4	8.3	5.3	2.9	1.9	2.0	0.0	3.3	
XII	DISEASES OF THE SKIN AND SUBCUTANEOUS TISSUE (L00-L98)	M	0.2	0.3	0.2	0.2	0.3	0.3	0.3	0.2	0.2	0.3	0.0	0.3	
		F	0.2	0.0	0.2	0.1	0.2	0.3	0.3	0.2	0.2	0.2	0.0	0.2	
		T	0.2	0.2	0.2	0.2	0.3	0.3	0.3	0.2	0.2	0.3	0.0	0.2	
XIII	DISEASES OF THE MUSCULOSKELETAL SYSTEM AND CONNECTIVE TISSUE (M00-M99)	M	0.0	0.0	0.0	0.0	0.0	0.1	0.4	0.1	0.2	0.1	0.0	0.2	
		F	0.0	0.0	0.0	0.0	0.0	0.1	0.7	0.2	0.2	0.2	0.0	0.2	
		T	0.0	0.0	0.0	0.0	0.0	0.1	0.5	0.2	0.2	0.2	0.0	0.2	
XIV	DISEASES OF THE GENITOURINARY SYSTEM (N00-N99)	M	0.2	1.3	2.3	2.6	2.8	2.9	2.6	2.5	2.4	2.6	0.0	2.4	
		F	0.5	1.6	3.3	3.2	4.7	3.4	3.6	3.2	3.0	2.8	0.0	2.9	
		T	0.4	1.5	2.8	2.8	3.4	3.0	3.0	2.8	2.6	2.7	0.0	2.6	
XV	PREGNANCY, CHILDBIRTH AND THE PUERPERIUM (O00-O99)	F	0.0	0.0	0.0	2.3	4.0	1.7	0.0	0.0	0.0	0.0	0.0	0.4	
		T	0.0	0.0	0.0	1.0	1.4	0.5	0.0	0.0	0.0	0.0	0.0	0.1	
XVI	CERTAIN CONDITIONS ORIGINATING IN THE PERINATAL PERIOD (P00-P96)	M	63.6	0.0	0.0	0.0	0.0	0.0	0.0	0.0	0.0	0.0	0.0	7.1	
		F	67.2	0.0	0.0	0.0	0.0	0.0	0.0	0.0	0.0	0.0	0.0	5.0	
		T	65.0	0.0	0.0	0.0	0.0	0.0	0.0	0.0	0.0	0.0	0.0	4.5	
XVII	CONGENITAL MALFORMATIONS, DEFORMATIONS AND CHROMOSOMAL ABNORMALITIES (Q00-Q99)	M	3.4	11.2	2.4	0.9	0.5	0.5	0.3	0.0	0.0	0.0	0.0	0.7	
		F	3.3	5.5	2.7	0.9	0.3	0.1	0.1	0.0	0.0	0.0	0.0	0.4	
		T	3.4	7.5	2.3	0.8	0.3	0.2	0.1	0.0	0.0	0.0	0.0	0.4	
XVIII	SYMPTOMS, SIGNS AND ABNORMAL CLINICAL AND LABORATORY FINDINGS N.E.C. (R00-R99)	M	4.2	12.0	10.9	17.5	25.4	30.6	29.4	28.9	37.6	26.9	0.0	26.8	
		F	4.2	9.3	20.6	12.0	12.0	11.4	12.6	15.8	21.5	24.1	0.0	17.4	
		T	4.2	9.6	14.5	12.9	12.7	13.1	13.4	15.5	20.8	21.5	0.0	16.4	
XIX	INJURY, POISONING AND CERTAIN OTHER CONSEQUENCES OF EXTERNAL CAUSES (S00-T98)	M	0.2	4.3	4.7	21.0	18.0	12.0	4.6	2.3	1.4	0.8	0.0	3.8	
		F	0.1	2.2	4.9	10.9	6.2	3.9	1.5	1.1	0.6	0.5	0.0	1.6	
		T	0.1	2.9	4.4	13.9	8.2	5.0	2.0	1.2	0.7	0.5	0.0	2.0	
XXII	CODES FOR SPECIAL PURPOSES (U00-U49)	M	0.0	0.4	0.7	1.2	3.9	8.4	10.8	10.8	10.6	6.5	0.0	7.5	
		F	0.0	0.4	0.2	0.8	1.2	2.4	5.4	5.2	4.3	2.6	0.0	3.2	
		T	0.0	0.4	0.4	0.9	1.7	3.4	5.1	5.5	5.2	3.8	0.0	4.0	
ALL CAUSES		M	100.0	121.3	117.5	128.9	194.6	219.4	214.3	188.1	183.7	136.6	0.0	169.4	
		F	100.0	100.0	100.0	100.0	100.0	100.0	100.0	100.0	100.0	100.0	0.0	100.0	
		T	100.0	100.0	100.0	100.0	100.0	100.0	100.0	100.0	100.0	100.0	0.0	100.0	

TABLE 8.12: PERCENTAGE DISTRIBUTION OF MEDICALLY CERTIFIED DEATHS BY AGE, SEX AND MAJOR CAUSE GROUPS (BASED UPON TENTH REVISION OF ICD) DURING 2020

HARYANA

Major Group No.	CAUSE OF DEATH	Sex	AGE GROUPS											N.S.	TOTAL
			<1	1-4	5-14	15-24	25-34	35-44	45-54	55-64	65-69	70+			
1	2	3	4	5	6	7	8	9	10	11	12	13	14	15	
I	CERTAIN INFECTIOUS AND PARASITIC DISEASES (A00-B99)	M	13.2	11.2	14.9	7.0	8.6	10.5	10.9	11.5	11.6	11.0	0.0	10.9	
		F	13.6	6.5	16.8	13.3	13.8	13.1	13.4	12.3	14.5	10.3	0.0	12.4	
		T	13.4	9.1	15.8	9.5	10.1	11.2	11.6	11.7	12.6	10.7	0.0	11.4	
II	NEOPLASMS (C00-D48)	M	0.7	1.5	1.8	1.7	1.8	3.1	5.3	7.1	6.5	3.7	0.0	4.4	
		F	0.0	1.9	4.9	1.5	3.5	8.0	10.7	7.8	6.7	3.3	0.0	5.4	
		T	0.5	1.7	3.2	1.6	2.3	4.4	6.8	7.3	6.5	3.5	0.0	4.8	
III	DISEASES OF BLOOD & BLOOD FORMING ORGANS & CERTAIN DISORDERS INVOLVING THE IMMUNE MECHANISM (D50-D89)	M	0.4	3.7	0.9	0.4	0.1	0.5	0.5	0.4	0.2	0.4	0.0	0.4	
		F	1.4	3.7	1.6	2.6	1.7	1.2	0.8	0.6	0.5	0.4	0.0	0.9	
		T	0.8	3.7	1.2	1.3	0.5	0.7	0.6	0.4	0.3	0.4	0.0	0.5	
IV	ENDOCRINE, NUTRITIONAL AND METABOLIC DISEASES (E00-E89)	M	0.5	0.7	1.4	2.0	1.0	1.5	1.9	2.2	1.6	2.3	0.0	1.8	
		F	0.7	2.8	1.1	1.7	1.7	2.9	2.7	2.8	2.3	2.9	0.0	2.5	
		T	0.6	1.7	1.2	1.8	1.2	1.9	2.1	2.4	1.9	2.6	0.0	2.1	
V	MENTAL AND BEHAVIOURAL DISORDERS (F01-F99)	M	0.0	0.0	0.0	0.0	0.1	0.1	0.1	0.1	0.1	0.0	0.0	0.1	
		F	0.0	0.9	0.0	0.4	0.0	0.0	0.2	0.0	0.0	0.0	0.0	0.1	
		T	0.0	0.4	0.0	0.1	0.1	0.1	0.1	0.0	0.1	0.0	0.0	0.1	
VI	DISEASES OF THE NERVOUS SYSTEM (G00-G98)	M	1.1	2.2	2.3	1.1	0.6	0.6	0.7	0.7	0.6	0.4	0.0	0.6	
		F	0.9	1.9	3.3	0.6	0.9	0.4	1.1	0.9	0.2	0.6	0.0	0.7	
		T	1.0	2.1	2.7	0.9	0.7	0.6	0.8	0.7	0.4	0.5	0.0	0.7	
VII	DISEASES OF THE EYE AND ADNEXA (H00-H59)	M	0.0	0.0	0.0	0.0	0.0	0.1	0.0	0.0	0.0	0.0	0.0	0.0	
		F	0.0	0.0	0.0	0.0	0.0	0.0	0.1	0.0	0.0	0.0	0.0	0.0	
		T	0.0	0.0	0.0	0.0	0.0	0.1	0.0	0.0	0.0	0.0	0.0	0.0	
VIII	DISEASES OF THE EAR AND MASTOID PROCESS (H60-H95)	M	0.0	0.0	0.0	0.0	0.0	0.0	0.0	0.0	0.0	0.0	0.0	0.0	
		F	0.0	0.0	0.0	0.0	0.0	0.0	0.0	0.0	0.0	0.0	0.0	0.0	
		T	0.0	0.0	0.0	0.0	0.0	0.0	0.0	0.0	0.0	0.0	0.0	0.0	
IX	DISEASES OF THE CIRCULATORY SYSTEM (I00-I99)	M	19.3	21.6	19.9	12.9	15.1	16.9	21.7	24.0	24.9	25.3	0.0	21.8	
		F	19.8	14.8	20.1	17.3	18.2	20.2	25.4	25.2	25.2	25.9	0.0	23.7	
		T	19.5	18.6	20.0	14.6	16.0	17.7	22.7	24.4	25.0	25.5	0.0	22.5	
X	DISEASES OF THE RESPIRATORY SYSTEM (J00-J98)	M	20.3	19.4	11.3	5.4	4.7	7.5	7.6	10.2	13.0	13.0	0.0	10.4	
		F	20.6	18.5	12.5	6.6	7.4	10.3	8.8	11.6	9.1	10.6	0.0	10.6	
		T	20.4	19.0	11.9	5.8	5.5	8.2	7.9	10.6	11.6	12.0	0.0	10.5	
XI	DISEASES OF THE DIGESTIVE SYSTEM (K00-K92)	M	1.6	0.7	3.2	2.2	5.5	8.6	8.1	6.7	4.0	2.7	0.0	5.2	
		F	2.3	1.9	2.7	2.6	2.7	3.2	4.1	4.3	3.7	2.3	0.0	3.1	
		T	1.9	1.2	3.0	2.4	4.7	7.2	7.0	6.0	3.9	2.6	0.0	4.5	
XII	DISEASES OF THE SKIN AND SUBCUTANEOUS TISSUE (L00-L98)	M	0.0	0.0	0.0	0.0	0.0	0.0	0.0	0.0	0.0	0.0	0.0	0.0	
		F	0.0	0.0	0.0	0.0	0.2	0.1	0.0	0.0	0.1	0.0	0.0	0.0	
		T	0.0	0.0	0.0	0.0	0.0	0.1	0.0	0.0	0.0	0.0	0.0	0.0	
XIII	DISEASES OF THE MUSCULOSKELETAL SYSTEM AND CONNECTIVE TISSUE (M00-M99)	M	0.0	0.0	0.0	0.1	0.2	0.3	0.2	0.1	0.1	0.0	0.0	0.1	
		F	0.0	0.0	0.0	0.0	0.2	0.1	0.3	0.3	0.2	0.2	0.0	0.2	
		T	0.0	0.0	0.0	0.1	0.2	0.2	0.2	0.2	0.1	0.1	0.0	0.1	
XIV	DISEASES OF THE GENITOURINARY SYSTEM (N00-N99)	M	0.9	0.7	0.9	3.1	2.3	3.4	4.3	3.8	4.0	4.0	0.0	3.6	
		F	0.5	0.9	1.1	3.8	3.6	4.4	3.5	4.9	4.4	3.4	0.0	3.7	
		T	0.7	0.8	1.0	3.3	2.7	3.7	4.1	4.1	4.1	3.7	0.0	3.6	
XV	PREGNANCY, CHILDBIRTH AND THE PUERPERIUM (O00-O99)	F	0.0	0.0	0.0	1.3	1.7	1.3	0.6	0.0	0.0	0.0	0.0	0.3	
		T	0.0	0.0	0.0	0.5	0.5	0.3	0.2	0.0	0.0	0.0	0.0	0.1	
XVI	CERTAIN CONDITIONS ORIGINATING IN THE PERINATAL PERIOD (P00-P96)	M	20.0	0.0	0.0	0.0	0.0	0.0	0.0	0.0	0.0	0.0	0.0	1.0	
		F	19.9	0.0	0.0	0.0	0.0	0.0	0.0	0.0	0.0	0.0	0.0	1.1	
		T	20.0	0.0	0.0	0.0	0.0	0.0	0.0	0.0	0.0	0.0	0.0	1.0	
XVII	CONGENITAL MALFORMATIONS, DEFORMATIONS AND CHROMOSOMAL ABNORMALITIES (Q00-Q99)	M	0.1	0.0	0.0	0.0	0.0	0.0	0.0	0.0	0.0	0.0	0.0	0.0	
		F	0.0	0.0	0.0	0.0	0.0	0.0	0.1	0.0	0.0	0.1	0.0	0.0	
		T	0.1	0.0	0.0	0.0	0.0	0.0	0.0	0.0	0.0	0.0	0.0	0.0	
XVIII	SYMPTOMS, SIGNS AND ABNORMAL CLINICAL AND LABORATORY FINDINGS N.E.C. (R00-R99)	M	21.0	26.9	38.5	51.0	46.5	38.3	31.2	26.4	25.9	30.5	0.0	31.9	
		F	19.8	38.9	32.6	34.1	33.3	26.5	20.1	23.3	26.1	35.0	0.0	28.7	
		T	20.5	32.2	35.8	44.4	42.6	35.2	28.2	25.4	26.0	32.3	0.0	30.8	
XIX	INJURY, POISONING AND CERTAIN OTHER CONSEQUENCES OF EXTERNAL CAUSES (S00-T99)	M	0.7	10.4	5.0	12.9	11.3	6.3	3.7	1.9	1.3	0.9	0.0	3.6	
		F	0.2	7.4	2.2	12.8	10.3	4.6	3.2	1.3	0.8	0.8	0.0	2.7	
		T	0.5	9.1	3.7	12.9	11.0	5.9	3.6	1.7	1.2	0.8	0.0	3.3	
XXII	CODES FOR SPECIAL PURPOSES (U00-U49)	M	0.1	0.7	0.0	0.2	2.1	2.2	3.8	5.0	6.1	5.8	0.0	4.1	
		F	0.4	0.0	1.1	1.5	1.1	3.5	5.0	4.7	6.2	4.2	0.0	3.9	
		T	0.2	0.4	0.5	0.7	1.8	2.5	4.1	4.9	6.2	5.2	0.0	4.0	
ALL CAUSES		M	100.0	100.0	100.0	100.0	100.0	100.0	100.0	100.0	100.0	100.0	0.0	100.0	
		F	100.0	100.0	100.0	100.0	100.0	100.0	100.0	100.0	100.0	100.0	0.0	100.0	
		T	100.0	100.0	100.0	100.0	100.0	100.0	100.0	100.0	100.0	100.0	0.0	100.0	

TABLE 8.13: PERCENTAGE DISTRIBUTION OF MEDICALLY CERTIFIED DEATHS BY AGE, SEX AND MAJOR CAUSE GROUPS
(BASED UPON TENTH REVISION OF ICD) DURING 2020

HIMACHAL PRADESH

Major Group No.	CAUSE OF DEATH	Sex	AGE GROUPS											N.S.	TOTAL
			<1	1-4	5-14	15-24	25-34	35-44	45-54	55-64	65-69	70+			
1	2	3	4	5	6	7	8	9	10	11	12	13	14	15	
I	CERTAIN INFECTIOUS AND PARASITIC DISEASES (A00-B99)	M	1.8	13.3	15.6	2.9	8.7	12.3	11.7	6.0	4.6	5.0	6.9	6.7	
		F	3.4	9.1	26.3	14.3	13.1	7.4	11.2	6.2	10.6	3.4	3.1	6.9	
		T	2.3	11.5	21.4	8.9	10.5	11.0	11.5	6.1	7.0	4.3	5.4	6.8	
II	NEOPLASMS (C00-D48)	M	0.3	0.0	15.6	0.0	1.3	2.6	4.2	6.7	6.0	2.6	5.7	4.0	
		F	0.0	0.0	2.6	0.0	6.5	14.9	5.8	7.1	6.3	3.4	9.2	5.4	
		T	0.2	0.0	8.6	0.0	3.5	6.1	4.7	6.8	6.2	2.9	7.0	4.6	
III	DISEASES OF BLOOD & BLOOD FORMING ORGANS & CERTAIN DISORDERS INVOLVING THE IMMUNE MECHANISM (D50-D89)	M	0.0	0.0	3.1	0.0	1.3	0.6	1.3	0.8	0.7	1.6	1.6	1.1	
		F	0.0	0.0	0.0	2.6	2.8	0.8	1.4	0.9	1.1	1.6	5.1	1.6	
		T	0.0	0.0	1.4	1.4	2.0	0.7	1.3	0.8	0.9	1.6	2.9	1.3	
IV	ENDOCRINE, NUTRITIONAL AND METABOLIC DISEASES (E00-E89)	M	0.9	6.7	9.4	0.0	0.7	1.9	4.0	4.7	7.0	3.7	5.0	3.9	
		F	0.6	9.1	5.3	9.1	2.8	2.5	7.9	9.7	7.4	5.9	3.1	6.1	
		T	0.8	7.7	7.1	4.8	1.6	2.1	5.3	6.4	7.2	4.6	4.3	4.7	
V	MENTAL AND BEHAVIOURAL DISORDERS (F01-F99)	M	0.0	0.0	0.0	4.3	4.7	4.2	1.6	2.9	1.0	0.8	2.2	1.9	
		F	0.0	0.0	0.0	0.0	0.9	0.8	0.4	0.0	0.4	0.1	0.5	0.2	
		T	0.0	0.0	0.0	2.1	3.1	3.3	1.2	1.9	0.7	0.5	1.6	1.2	
VI	DISEASES OF THE NERVOUS SYSTEM (G00-G98)	M	2.6	13.3	3.1	4.3	6.0	3.6	2.9	1.0	3.4	2.5	2.8	2.7	
		F	2.2	0.0	0.0	1.3	2.8	1.7	2.9	3.1	2.5	2.2	5.1	2.6	
		T	2.5	7.7	1.4	2.7	4.7	3.0	2.9	1.7	3.0	2.4	3.7	2.7	
VII	DISEASES OF THE EYE AND ADNEXA (H00-H59)	M	0.0	0.0	0.0	0.0	0.0	0.0	0.0	0.0	0.0	0.1	0.0	0.0	
		F	0.0	0.0	0.0	0.0	0.0	0.0	0.0	0.0	0.0	0.1	0.0	0.0	
		T	0.0	0.0	0.0	0.0	0.0	0.0	0.0	0.0	0.0	0.1	0.0	0.0	
VIII	DISEASES OF THE EAR AND MASTOID PROCESS (H60-H95)	M	0.0	0.0	0.0	0.0	0.0	0.0	0.0	0.0	0.0	0.0	0.0	0.0	
		F	0.0	0.0	0.0	0.0	0.0	0.0	0.0	0.0	0.0	0.0	0.0	0.0	
		T	0.0	0.0	0.0	0.0	0.0	0.0	0.0	0.0	0.0	0.0	0.0	0.0	
IX	DISEASES OF THE CIRCULATORY SYSTEM (I00-I99)	M	3.8	13.3	6.3	20.3	20.8	19.8	19.6	25.8	26.0	35.6	26.7	24.7	
		F	5.6	18.2	23.7	3.9	19.6	16.5	21.3	25.4	25.7	42.7	30.1	27.7	
		T	4.4	15.4	15.7	11.6	20.3	18.9	20.1	25.6	25.9	38.6	28.0	25.8	
X	DISEASES OF THE RESPIRATORY SYSTEM (J00-J98)	M	6.7	13.3	0.0	14.5	7.4	4.5	11.2	14.8	19.0	10.0	9.7	11.3	
		F	1.7	27.3	7.9	10.4	8.4	7.4	13.0	18.2	18.3	13.5	13.3	13.3	
		T	5.0	19.2	4.3	12.3	7.8	5.4	11.8	16.0	18.7	11.5	11.1	12.0	
XI	DISEASES OF THE DIGESTIVE SYSTEM (K00-K92)	M	0.9	0.0	3.1	4.3	7.4	14.9	12.8	6.9	3.4	5.1	4.4	6.7	
		F	0.0	0.0	0.0	3.9	9.3	6.6	6.1	2.8	2.5	2.9	3.6	3.5	
		T	0.6	0.0	1.4	4.1	8.2	12.6	10.6	5.5	3.0	4.1	4.1	5.5	
XII	DISEASES OF THE SKIN AND SUBCUTANEOUS TISSUE (L00-L98)	M	0.3	0.0	0.0	0.0	0.0	0.3	0.0	0.0	0.0	0.0	0.0	0.1	
		F	0.0	0.0	0.0	0.0	0.0	0.8	0.0	0.2	0.0	0.3	0.0	0.2	
		T	0.2	0.0	0.0	0.0	0.0	0.5	0.0	0.1	0.0	0.1	0.0	0.1	
XIII	DISEASES OF THE MUSCULOSKELETAL SYSTEM AND CONNECTIVE TISSUE (M00-M99)	M	0.0	0.0	0.0	2.9	0.0	0.0	0.4	0.1	0.0	0.1	0.0	0.2	
		F	0.0	0.0	0.0	2.6	0.9	0.0	0.4	0.0	0.0	0.1	0.0	0.2	
		T	0.0	0.0	0.0	2.7	0.4	0.0	0.4	0.1	0.0	0.1	0.0	0.2	
XIV	DISEASES OF THE GENITOURINARY SYSTEM (N00-N99)	M	0.3	6.7	3.1	8.7	4.7	5.5	2.6	3.6	1.0	2.4	4.4	3.0	
		F	0.0	0.0	2.6	10.4	3.7	9.9	7.6	5.2	2.5	1.1	4.1	3.7	
		T	0.2	3.8	2.9	9.6	4.3	6.8	4.2	4.2	1.6	1.8	4.3	3.2	
XV	PREGNANCY, CHILDBIRTH AND THE PUERPERIUM (O00-O99)	F	0.0	0.0	0.0	0.0	2.8	0.0	0.0	0.0	0.0	0.0	0.0	0.1	
		T	0.0	0.0	0.0	0.0	1.2	0.0	0.0	0.0	0.0	0.0	0.0	0.0	
XVI	CERTAIN CONDITIONS ORIGINATING IN THE PERINATAL PERIOD (P00-P96)	M	62.3	0.0	0.0	0.0	0.0	0.0	0.0	0.0	0.0	0.0	0.0	5.3	
		F	55.3	0.0	0.0	0.0	0.0	0.0	0.0	0.0	0.0	0.0	0.0	4.0	
		T	59.9	0.0	0.0	0.0	0.0	0.0	0.0	0.0	0.0	0.0	0.0	4.8	
XVII	CONGENITAL MALFORMATIONS, DEFORMATIONS AND CHROMOSOMAL ABNORMALITIES (Q00-Q99)	M	1.2	6.7	0.0	0.0	0.7	0.6	0.5	0.1	0.2	0.2	0.0	0.4	
		F	2.8	9.1	0.0	0.0	0.9	0.0	1.1	0.0	0.7	0.0	1.5	0.6	
		T	1.7	7.7	0.0	0.0	0.8	0.5	0.7	0.1	0.4	0.1	0.6	0.5	
XVIII	SYMPTOMS, SIGNS AND ABNORMAL CLINICAL AND LABORATORY FINDINGS N.E.C. (R00-R99)	M	19.0	13.3	31.3	15.9	16.8	11.0	8.4	7.3	8.4	8.4	7.2	9.9	
		F	27.4	18.2	18.4	31.2	7.5	8.3	8.3	9.0	8.5	8.0	6.6	10.5	
		T	21.9	15.4	24.3	24.0	12.9	10.3	8.4	7.9	8.4	8.3	7.0	10.1	
XIX	INJURY, POISONING AND CERTAIN OTHER CONSEQUENCES OF EXTERNAL CAUSES (S00-T98)	M	0.0	13.3	9.4	10.1	16.1	7.8	5.1	1.1	1.9	1.3	4.1	3.3	
		F	1.1	9.1	10.5	9.1	9.3	2.5	2.2	1.7	0.7	1.6	2.6	2.4	
		T	0.4	11.5	10.0	9.6	13.3	6.3	4.1	1.3	1.4	1.4	3.5	2.9	
XXII	CODES FOR SPECIAL PURPOSES (U00-U49)	M	0.0	0.0	0.0	11.6	3.4	10.1	13.7	18.1	17.3	20.7	19.2	15.1	
		F	0.0	0.0	2.6	1.3	8.4	19.8	10.5	10.4	13.0	13.1	12.2	10.8	
		T	0.0	0.0	1.4	6.2	5.5	12.8	12.6	15.4	15.6	17.5	16.5	13.5	
ALL CAUSES	M	100.0	100.0	100.0	100.0	100.0	100.0	100.0	100.0	100.0	100.0	100.0	100.0		
	F	100.0	100.0	100.0	100.0	100.0	100.0	100.0	100.0	100.0	100.0	100.0	100.0		
	T	100.0	100.0	100.0	100.0	100.0	100.0	100.0	100.0	100.0	100.0	100.0	100.0		

TABLE 8.14: PERCENTAGE DISTRIBUTION OF MEDICALLY CERTIFIED DEATHS BY AGE, SEX AND MAJOR CAUSE GROUPS
(BASED UPON TENTH REVISION OF ICD) DURING 2020

JHARKHAND

Major Group No.	CAUSE OF DEATH	Sex	AGE GROUPS											N.S.	TOTAL
			<1	1-4	5-14	15-24	25-34	35-44	45-54	55-64	65-69	70+			
1	2	3	4	5	6	7	8	9	10	11	12	13	14	15	
I	CERTAIN INFECTIOUS AND PARASITIC DISEASES (A00-B99)	M	8.0	23.5	59.4	18.6	9.8	6.5	4.4	3.7	6.0	2.7	0.0	5.1	
		F	13.6	27.3	38.5	20.7	12.1	9.4	2.8	2.0	4.2	1.9	3.3	4.8	
		T	9.8	24.4	50.0	19.7	10.8	7.5	3.9	3.1	5.2	2.4	1.5	5.0	
II	NEOPLASMS (C00-D48)	M	0.0	0.0	0.0	0.0	2.0	1.5	0.6	1.9	1.9	0.5	0.0	1.1	
		F	0.0	0.0	3.8	0.0	1.4	1.3	4.8	2.8	2.5	0.6	1.1	2.0	
		T	0.0	0.0	1.7	0.0	1.7	1.4	2.0	2.2	2.2	0.6	0.5	1.4	
III	DISEASES OF BLOOD & BLOOD FORMING ORGANS & CERTAIN DISORDERS INVOLVING THE IMMUNE MECHANISM (D50-D89)	M	0.0	0.0	0.0	1.2	0.5	2.0	0.6	0.2	1.3	0.3	0.0	0.6	
		F	0.0	0.0	0.0	1.1	9.3	4.5	5.1	1.4	2.8	1.0	3.3	2.7	
		T	0.0	0.0	0.0	1.2	4.1	2.9	2.1	0.6	1.9	0.6	1.5	1.4	
IV	ENDOCRINE, NUTRITIONAL AND METABOLIC DISEASES (E00-E89)	M	0.0	0.0	0.0	0.0	0.0	0.7	0.9	0.9	2.1	1.6	4.4	1.3	
		F	0.0	0.0	0.0	0.0	0.0	1.8	0.8	3.2	3.0	3.5	5.6	2.5	
		T	0.0	0.0	0.0	0.0	0.0	1.1	0.9	1.7	2.5	2.3	4.9	1.7	
V	MENTAL AND BEHAVIOURAL DISORDERS (F01-F99)	M	0.0	2.9	0.0	0.0	0.0	0.0	0.0	0.2	0.0	0.0	0.0	0.1	
		F	0.0	0.0	0.0	0.0	0.0	0.0	0.0	0.0	0.0	0.1	0.0	0.0	
		T	0.0	2.2	0.0	0.0	0.0	0.0	0.0	0.1	0.0	0.0	0.0	0.1	
VI	DISEASES OF THE NERVOUS SYSTEM (G00-G98)	M	1.1	0.0	6.3	8.1	7.4	4.5	4.4	3.4	3.9	2.5	10.5	3.8	
		F	0.0	9.1	3.8	3.4	7.1	1.3	2.0	6.4	4.6	2.9	7.8	3.9	
		T	0.8	2.2	5.2	5.8	7.3	3.4	3.6	4.5	4.2	2.7	9.3	3.9	
VII	DISEASES OF THE EYE AND ADNEXA (H00-H59)	M	0.0	0.0	0.0	0.0	0.5	0.0	0.1	0.0	0.2	0.1	0.0	0.1	
		F	0.0	0.0	0.0	0.0	0.0	0.0	0.0	0.4	0.0	0.1	0.0	0.1	
		T	0.0	0.0	0.0	0.0	0.3	0.0	0.1	0.1	0.1	0.1	0.0	0.1	
VIII	DISEASES OF THE EAR AND MASTOID PROCESS (H60-H95)	M	0.0	0.0	0.0	0.0	0.0	0.0	0.0	0.0	0.0	0.0	0.0	0.0	
		F	0.0	0.0	0.0	0.0	0.0	0.0	0.0	0.0	0.0	0.0	0.0	0.0	
		T	0.0	0.0	0.0	0.0	0.0	0.0	0.0	0.0	0.0	0.0	0.0	0.0	
IX	DISEASES OF THE CIRCULATORY SYSTEM (I00-I99)	M	3.4	2.9	21.9	52.3	56.9	65.3	67.9	67.3	56.3	70.1	19.3	62.7	
		F	18.2	9.1	46.2	46.0	46.4	59.6	68.2	60.0	51.5	69.1	20.0	58.9	
		T	8.3	4.4	32.8	49.1	52.6	63.3	68.0	64.7	54.3	69.7	19.6	61.3	
X	DISEASES OF THE RESPIRATORY SYSTEM (J00-J98)	M	28.4	55.9	0.0	2.3	2.5	3.0	2.1	2.5	7.3	5.4	25.4	5.5	
		F	20.5	27.3	0.0	2.3	1.4	0.4	1.1	2.6	9.9	6.0	10.0	4.9	
		T	25.8	48.9	0.0	2.3	2.0	2.1	1.7	2.5	8.4	5.6	18.6	5.3	
XI	DISEASES OF THE DIGESTIVE SYSTEM (K00-K92)	M	2.3	0.0	0.0	0.0	2.0	0.7	0.6	2.6	4.2	1.9	8.8	2.2	
		F	0.0	0.0	0.0	0.0	0.0	0.9	2.3	4.4	7.2	3.7	12.2	3.8	
		T	1.5	0.0	0.0	0.0	1.2	0.8	1.2	3.2	5.4	2.6	10.3	2.8	
XII	DISEASES OF THE SKIN AND SUBCUTANEOUS TISSUE (L00-L98)	M	0.0	0.0	0.0	0.0	0.5	0.2	0.1	0.0	0.0	0.1	0.0	0.1	
		F	0.0	0.0	0.0	0.0	0.0	0.0	0.0	0.2	0.0	0.0	0.0	0.0	
		T	0.0	0.0	0.0	0.0	0.3	0.2	0.1	0.1	0.0	0.0	0.0	0.1	
XIII	DISEASES OF THE MUSCULOSKELETAL SYSTEM AND CONNECTIVE TISSUE (M00-M99)	M	1.1	0.0	0.0	0.0	0.0	0.0	0.0	0.0	0.2	0.0	0.0	0.0	
		F	0.0	0.0	0.0	0.0	0.0	0.4	0.6	0.0	0.0	0.0	0.0	0.1	
		T	0.8	0.0	0.0	0.0	0.0	0.2	0.2	0.0	0.1	0.0	0.0	0.1	
XIV	DISEASES OF THE GENITOURINARY SYSTEM (N00-N99)	M	1.1	5.9	0.0	3.5	1.0	2.0	1.0	1.0	4.7	2.7	14.9	2.5	
		F	0.0	0.0	0.0	2.3	0.7	1.3	1.1	2.0	3.9	4.9	16.7	3.4	
		T	0.8	4.4	0.0	2.9	0.9	1.8	1.1	1.4	4.4	3.4	15.7	2.8	
XV	PREGNANCY, CHILDBIRTH AND THE PUERPERIUM (O00-O99)	F	0.0	0.0	0.0	2.3	2.9	2.7	0.3	0.0	0.0	0.0	0.0	0.5	
		T	0.0	0.0	0.0	1.2	1.2	1.0	0.1	0.0	0.0	0.0	0.0	0.2	
		M	50.0	0.0	0.0	0.0	0.0	0.0	0.0	0.0	0.0	0.0	0.0	1.0	
XVI	CERTAIN CONDITIONS ORIGINATING IN THE PERINATAL PERIOD (P00-P96)	F	38.6	0.0	0.0	0.0	0.0	0.0	0.0	0.0	0.0	0.0	0.0	0.6	
		T	46.2	0.0	0.0	0.0	0.0	0.0	0.0	0.0	0.0	0.0	0.0	0.8	
		M	0.0	0.0	0.0	0.0	0.0	0.0	0.0	0.1	0.0	0.0	0.0	0.0	
XVII	CONGENITAL MALFORMATIONS, DEFORMATIONS AND CHROMOSOMAL ABNORMALITIES (Q00-Q99)	F	0.0	0.0	0.0	0.0	0.0	0.0	0.0	0.2	0.0	0.0	0.0	0.0	
		T	0.0	0.0	0.0	0.0	0.0	0.0	0.0	0.1	0.0	0.0	0.0	0.0	
		M	2.3	2.9	9.4	5.8	6.4	3.5	3.3	4.0	4.2	2.4	16.7	3.8	
XVIII	SYMPTOMS, SIGNS AND ABNORMAL CLINICAL AND LABORATORY FINDINGS N.E.C. (R00-R99)	F	6.8	9.1	3.8	3.4	5.7	8.1	1.7	4.4	4.8	2.7	20.0	4.5	
		T	3.8	4.4	6.9	4.6	6.1	5.1	2.7	4.2	4.5	2.5	18.1	4.1	
		M	2.3	5.9	3.1	7.0	3.9	1.0	1.3	0.2	0.0	0.2	0.0	0.8	
XIX	INJURY, POISONING AND CERTAIN OTHER CONSEQUENCES OF EXTERNAL CAUSES (S00-T98)	F	2.3	18.2	3.8	18.4	8.6	4.9	2.3	1.2	0.9	0.0	0.0	2.3	
		T	2.3	8.9	3.4	12.7	5.8	2.4	1.6	0.6	0.4	0.1	0.0	1.3	
		M	0.0	0.0	0.0	1.2	6.9	9.2	12.6	11.9	7.8	9.4	0.0	9.3	
XXII	CODES FOR SPECIAL PURPOSES (U00-U49)	F	0.0	0.0	0.0	0.0	4.3	3.1	7.0	8.6	4.6	3.5	0.0	4.8	
		T	0.0	0.0	0.0	0.6	5.8	7.0	10.7	10.7	6.5	7.3	0.0	7.6	
		M	100.0	100.0	100.0	100.0	100.0	100.0	100.0	100.0	100.0	100.0	100.0	100.0	
ALL CAUSES	F	100.0	100.0	100.0	100.0	100.0	100.0	100.0	100.0	100.0	100.0	100.0	100.0		
	T	100.0	100.0	100.0	100.0	100.0	100.0	100.0	100.0	100.0	100.0	100.0	100.0		
	M	100.0	100.0	100.0	100.0	100.0	100.0	100.0	100.0	100.0	100.0	100.0	100.0		

TABLE 8.15: PERCENTAGE DISTRIBUTION OF MEDICALLY CERTIFIED DEATHS BY AGE, SEX AND MAJOR CAUSE GROUPS
(BASED UPON TENTH REVISION OF ICD) DURING 2020

KARNATAKA

Major Group No.	CAUSE OF DEATH	Sex	AGE GROUPS											N.S.	TOTAL
			<1	1-4	5-14	15-24	25-34	35-44	45-54	55-64	65-69	70+			
1	2	3	4	5	6	7	8	9	10	11	12	13	14	15	
I	CERTAIN INFECTIOUS AND PARASITIC DISEASES (A00-B99)	M	0.6	15.5	14.9	10.9	10.3	11.6	8.6	6.6	6.9	5.4	5.0	7.2	
		F	0.6	23.2	19.9	12.9	15.3	13.1	9.0	7.4	6.4	5.5	5.3	7.6	
		T	0.6	18.9	17.0	11.7	11.9	12.0	8.7	6.9	6.7	5.4	5.1	7.3	
II	NEOPLASMS (C00-D48)	M	0.0	5.6	13.7	7.2	5.2	6.5	7.0	8.2	8.5	6.7	6.7	6.9	
		F	0.0	6.2	7.6	4.9	7.8	14.1	14.2	11.8	9.9	6.9	9.8	9.2	
		T	0.0	5.8	11.1	6.2	6.0	8.7	9.2	9.4	9.0	6.8	7.6	7.7	
III	DISEASES OF BLOOD & BLOOD FORMING ORGANS & CERTAIN DISORDERS INVOLVING THE IMMUNE MECHANISM (D50-D89)	M	0.0	7.6	4.0	3.0	1.5	1.4	1.1	0.9	0.8	0.9	1.4	1.1	
		F	0.0	5.2	5.4	5.7	4.0	2.8	1.6	1.4	1.2	1.3	2.2	1.7	
		T	0.0	6.5	4.6	4.1	2.3	1.8	1.3	1.1	0.9	1.1	1.6	1.3	
IV	ENDOCRINE, NUTRITIONAL AND METABOLIC DISEASES (E00-E89)	M	0.0	0.2	2.3	2.1	3.0	4.4	6.4	8.7	8.9	8.9	7.7	7.0	
		F	0.0	0.8	4.2	2.7	3.0	5.6	8.3	10.9	11.1	10.3	8.2	8.4	
		T	0.0	0.5	3.1	2.3	3.0	4.7	7.0	9.4	9.6	9.4	7.9	7.5	
V	MENTAL AND BEHAVIOURAL DISORDERS (F01-F99)	M	0.0	0.0	0.0	0.2	0.4	0.3	0.2	0.4	0.3	0.2	0.7	0.3	
		F	0.0	0.0	0.0	0.2	0.1	0.2	0.0	0.3	0.3	0.2	0.1	0.2	
		T	0.0	0.0	0.0	0.2	0.3	0.2	0.1	0.4	0.3	0.2	0.5	0.2	
VI	DISEASES OF THE NERVOUS SYSTEM (G00-G98)	M	0.9	8.7	8.6	4.7	3.1	3.5	2.8	1.9	1.8	2.6	2.5	2.6	
		F	1.0	6.4	8.0	5.1	3.5	2.9	2.3	1.5	1.6	2.3	2.8	2.3	
		T	0.9	7.7	8.4	4.8	3.2	3.3	2.7	1.8	1.7	2.4	2.6	2.5	
VII	DISEASES OF THE EYE AND ADNEXA (H00-H59)	M	0.0	0.0	0.0	0.0	0.0	0.0	0.0	0.0	0.0	0.0	0.0	0.0	
		F	0.0	0.0	0.0	0.0	0.0	0.0	0.0	0.0	0.0	0.0	0.0	0.0	
		T	0.0	0.0	0.0	0.0	0.0	0.0	0.0	0.0	0.0	0.0	0.0	0.0	
VIII	DISEASES OF THE EAR AND MASTOID PROCESS (H60-H95)	M	0.0	0.0	0.0	0.0	0.0	0.0	0.0	0.0	0.0	0.0	0.0	0.0	
		F	0.0	0.0	0.0	0.0	0.0	0.0	0.0	0.0	0.0	0.0	0.0	0.0	
		T	0.0	0.0	0.0	0.0	0.0	0.0	0.0	0.0	0.0	0.0	0.0	0.0	
IX	DISEASES OF THE CIRCULATORY SYSTEM (I00-I99)	M	0.0	1.0	1.3	18.6	22.5	25.4	29.5	31.9	33.4	33.6	23.8	28.4	
		F	0.0	0.8	1.0	16.9	20.7	24.9	28.2	32.5	37.4	38.4	26.4	29.8	
		T	0.0	0.9	1.2	17.9	22.0	25.2	29.1	32.1	34.8	35.5	24.6	28.9	
X	DISEASES OF THE RESPIRATORY SYSTEM (J00-J98)	M	0.0	7.0	10.5	10.3	10.9	9.8	11.0	11.9	12.2	12.8	16.3	11.2	
		F	0.0	7.2	12.7	11.9	11.8	10.5	10.5	11.9	10.5	10.6	14.1	10.3	
		T	0.0	7.1	11.5	10.9	11.2	10.0	10.8	11.9	11.6	11.9	15.6	10.9	
XI	DISEASES OF THE DIGESTIVE SYSTEM (K00-K92)	M	0.0	2.7	4.7	7.0	11.2	12.1	9.9	4.9	2.9	2.0	6.3	5.6	
		F	0.0	3.1	3.7	6.9	4.5	3.9	4.4	2.2	1.6	1.8	2.7	2.6	
		T	0.0	2.9	4.3	6.9	9.1	9.7	8.3	4.0	2.4	1.9	5.2	4.6	
XII	DISEASES OF THE SKIN AND SUBCUTANEOUS TISSUE (L00-L98)	M	0.0	0.0	0.3	0.0	0.1	0.3	0.3	0.3	0.2	0.3	0.7	0.3	
		F	0.0	0.0	0.1	0.2	0.3	0.2	0.2	0.4	0.2	0.2	0.6	0.2	
		T	0.0	0.0	0.2	0.1	0.2	0.2	0.3	0.3	0.2	0.2	0.7	0.3	
XIII	DISEASES OF THE MUSCULOSKELETAL SYSTEM AND CONNECTIVE TISSUE (M00-M99)	M	0.0	0.0	0.2	0.1	0.1	0.1	0.0	0.0	0.1	0.1	0.1	0.1	
		F	0.0	0.0	0.1	0.2	0.3	0.2	0.0	0.1	0.1	0.1	0.1	0.1	
		T	0.0	0.0	0.2	0.2	0.1	0.1	0.0	0.1	0.1	0.1	0.1	0.1	
XIV	DISEASES OF THE GENITOURINARY SYSTEM (N00-N99)	M	0.0	0.0	3.3	4.6	4.2	4.5	5.3	5.6	5.8	5.6	6.1	5.1	
		F	0.0	0.3	4.8	4.6	5.3	5.3	5.9	5.5	5.5	4.7	5.5	4.9	
		T	0.0	0.1	4.0	4.6	4.5	4.7	5.5	5.5	5.7	5.3	5.9	5.0	
XV	PREGNANCY, CHILDBIRTH AND THE PUERPERIUM (O00-O99)	F	0.0	0.0	0.0	5.7	4.7	0.7	0.1	0.0	0.0	0.0	0.0	0.5	
		T	0.0	0.0	0.0	2.4	1.5	0.2	0.0	0.0	0.0	0.0	0.0	0.2	
XVI	CERTAIN CONDITIONS ORIGINATING IN THE PERINATAL PERIOD (P00-P96)	M	86.4	0.0	0.0	0.0	0.0	0.0	0.0	0.0	0.0	0.0	0.0	4.4	
		F	85.2	0.0	0.0	0.0	0.0	0.0	0.0	0.0	0.0	0.0	0.0	5.8	
		T	85.9	0.0	0.0	0.0	0.0	0.0	0.0	0.0	0.0	0.0	0.0	4.9	
XVII	CONGENITAL MALFORMATIONS, DEFORMATIONS AND CHROMOSOMAL ABNORMALITIES (Q00-Q99)	M	11.7	36.8	21.6	0.0	0.0	0.0	0.0	0.0	0.0	0.0	0.0	1.0	
		F	12.6	32.2	18.3	0.0	0.0	0.0	0.0	0.0	0.0	0.0	0.0	1.3	
		T	12.1	34.7	20.2	0.0	0.0	0.0	0.0	0.0	0.0	0.0	0.0	1.1	
XVIII	SYMPTOMS, SIGNS AND ABNORMAL CLINICAL AND LABORATORY FINDINGS N.E.C. (R00-R99)	M	0.0	3.9	1.8	1.8	1.7	1.5	1.7	1.6	1.5	6.5	9.0	3.0	
		F	0.0	3.4	1.2	2.1	1.9	2.3	2.6	0.8	2.1	8.8	11.5	4.1	
		T	0.0	3.7	1.5	1.9	1.7	1.7	2.0	1.4	1.8	7.4	9.8	3.4	
XIX	INJURY, POISONING AND CERTAIN OTHER CONSEQUENCES OF EXTERNAL CAUSES (S00-T98)	M	0.2	9.7	11.4	26.5	20.4	9.9	5.6	3.5	2.3	1.7	1.0	5.1	
		F	0.5	9.5	12.0	17.1	13.0	6.6	3.7	2.5	1.9	1.7	0.6	3.5	
		T	0.3	9.6	11.6	22.6	18.1	9.0	5.0	3.1	2.2	1.7	0.9	4.6	
XXII	CODES FOR SPECIAL PURPOSES (U00-U49)	M	0.2	1.2	1.3	3.0	5.4	8.7	10.5	13.6	14.4	12.8	12.6	10.9	
		F	0.1	1.8	0.9	2.9	3.9	7.0	8.8	10.8	10.1	7.3	10.0	7.6	
		T	0.2	1.5	1.1	3.0	4.9	8.2	10.0	12.6	12.9	10.6	11.8	9.8	
ALL CAUSES		M	100.0	100.0	100.0	100.0	100.0	100.0	100.0	100.0	100.0	100.0	100.0	100.0	
		F	100.0	100.0	100.0	100.0	100.0	100.0	100.0	100.0	100.0	100.0	100.0	100.0	
		T	100.0	100.0	100.0	100.0	100.0	100.0	100.0	100.0	100.0	100.0	100.0	100.0	

TABLE 8.16: PERCENTAGE DISTRIBUTION OF MEDICALLY CERTIFIED DEATHS BY AGE, SEX AND MAJOR CAUSE GROUPS (BASED UPON TENTH REVISION OF ICD) DURING 2020

KERALA

Major Group No.	CAUSE OF DEATH	Sex	AGE GROUPS											N.S.	TOTAL
			<1	1-4	5-14	15-24	25-34	35-44	45-54	55-64	65-69	70+			
1	2	3	4	5	6	7	8	9	10	11	12	13	14	15	
I	CERTAIN INFECTIOUS AND PARASITIC DISEASES (A00-B99)	M	1.6	4.8	2.3	5.5	4.6	6.3	4.6	3.2	2.6	2.2	3.1	3.2	
		F	0.7	5.1	5.6	7.9	4.4	5.4	3.6	2.7	2.4	2.1	1.8	2.8	
		T	1.2	4.9	3.6	6.5	4.5	6.0	4.3	3.0	2.6	2.2	2.7	3.0	
II	NEOPLASMS (C00-D48)	M	0.4	19.0	35.3	17.9	11.7	11.1	12.8	18.3	16.4	15.0	10.2	15.1	
		F	0.5	11.9	23.3	17.2	22.1	28.2	26.2	20.0	15.0	9.3	7.3	15.5	
		T	0.4	15.6	30.5	17.6	15.7	16.8	17.2	18.9	15.9	12.6	9.3	15.3	
III	DISEASES OF BLOOD & BLOOD FORMING ORGANS & CERTAIN DISORDERS INVOLVING THE IMMUNE MECHANISM (D50-D89)	M	0.6	4.8	3.8	3.4	1.8	1.5	0.8	0.6	0.4	0.7	0.8	0.8	
		F	0.0	3.4	7.8	4.4	1.8	2.7	1.9	1.3	1.2	1.1	5.5	1.5	
		T	0.3	4.1	5.4	3.8	1.8	1.9	1.1	0.8	0.7	0.9	2.2	1.0	
IV	ENDOCRINE, NUTRITIONAL AND METABOLIC DISEASES (E00-E89)	M	0.6	1.6	3.0	2.7	4.4	10.1	14.4	16.4	16.3	14.8	15.6	14.1	
		F	1.8	3.4	2.2	3.9	5.5	11.3	17.0	20.5	23.1	19.4	20.0	17.8	
		T	1.2	2.5	2.7	3.2	4.8	10.5	15.3	17.8	18.6	16.7	16.9	15.5	
V	MENTAL AND BEHAVIOURAL DISORDERS (F01-F99)	M	0.0	0.0	0.0	0.0	0.2	0.1	0.1	0.0	0.1	0.0	0.0	0.0	
		F	0.0	0.0	0.0	0.0	0.0	0.0	0.0	0.0	0.0	0.1	0.0	0.0	
		T	0.0	0.0	0.0	0.0	0.1	0.1	0.1	0.0	0.0	0.0	0.0	0.0	
VI	DISEASES OF THE NERVOUS SYSTEM (G00-G98)	M	1.2	17.5	11.3	4.1	2.1	1.3	1.2	0.8	0.9	1.2	0.8	1.3	
		F	0.9	8.5	6.7	3.9	4.8	2.7	2.3	0.9	1.4	1.1	1.8	1.6	
		T	1.1	13.1	9.4	4.0	3.1	1.8	1.6	0.9	1.0	1.2	1.1	1.4	
VII	DISEASES OF THE EYE AND ADNEXA (H00-H59)	M	0.0	0.0	0.0	0.0	0.0	0.0	0.0	0.0	0.0	0.0	0.0	0.0	
		F	0.0	0.0	0.0	0.0	0.0	0.0	0.0	0.0	0.0	0.0	0.0	0.0	
		T	0.0	0.0	0.0	0.0	0.0	0.0	0.0	0.0	0.0	0.0	0.0	0.0	
VIII	DISEASES OF THE EAR AND MASTOID PROCESS (H60-H95)	M	0.0	0.0	0.0	0.0	0.0	0.0	0.0	0.0	0.0	0.0	0.0	0.0	
		F	0.0	0.0	0.0	0.0	0.0	0.0	0.0	0.0	0.0	0.0	0.0	0.0	
		T	0.0	0.0	0.0	0.0	0.0	0.0	0.0	0.0	0.0	0.0	0.0	0.0	
IX	DISEASES OF THE CIRCULATORY SYSTEM (I00-I99)	M	0.0	3.2	8.3	4.8	13.3	20.0	25.3	26.0	30.5	34.2	35.9	27.3	
		F	0.5	3.4	5.6	11.8	10.3	14.2	24.4	28.7	32.9	41.8	38.2	30.8	
		T	0.2	3.3	7.2	7.7	12.1	18.1	25.0	27.0	31.3	37.4	36.6	28.6	
X	DISEASES OF THE RESPIRATORY SYSTEM (J00-J98)	M	1.6	4.8	6.8	5.2	3.0	4.1	3.8	5.0	7.9	10.4	1.6	6.8	
		F	0.9	13.6	3.3	3.4	3.7	4.7	2.4	3.8	4.3	6.7	1.8	4.8	
		T	1.3	9.0	5.4	4.5	3.2	4.3	3.4	4.6	6.7	8.9	1.6	6.0	
XI	DISEASES OF THE DIGESTIVE SYSTEM (K00-K92)	M	0.2	3.2	2.3	6.2	12.2	15.8	15.4	10.4	6.1	4.0	4.7	8.3	
		F	0.0	5.1	3.3	3.4	4.4	4.1	4.1	4.6	4.2	3.6	5.5	3.9	
		T	0.1	4.1	2.7	5.1	9.2	11.9	11.7	8.4	5.5	3.8	4.9	6.7	
XII	DISEASES OF THE SKIN AND SUBCUTANEOUS TISSUE (L00-L98)	M	0.0	0.0	0.8	0.0	0.5	0.1	0.2	0.1	0.1	0.2	0.0	0.2	
		F	0.0	0.0	2.2	0.0	0.7	0.2	0.2	0.5	0.1	0.1	0.0	0.2	
		T	0.0	0.0	1.3	0.0	0.6	0.1	0.2	0.2	0.1	0.2	0.0	0.2	
XIII	DISEASES OF THE MUSCULOSKELETAL SYSTEM AND CONNECTIVE TISSUE (M00-M99)	M	0.0	0.0	1.5	0.7	0.5	0.7	0.2	0.2	0.1	0.3	0.0	0.3	
		F	0.2	0.0	1.1	3.9	2.2	2.5	0.4	0.4	0.1	0.5	0.0	0.6	
		T	0.1	0.0	1.3	2.0	1.1	1.3	0.3	0.3	0.1	0.4	0.0	0.4	
XIV	DISEASES OF THE GENITOURINARY SYSTEM (N00-N99)	M	0.0	1.6	3.8	2.1	4.8	2.9	3.7	3.4	2.9	3.0	0.0	3.1	
		F	0.0	1.7	3.3	1.0	5.1	4.7	3.5	3.3	2.9	2.7	0.0	3.0	
		T	0.0	1.6	3.6	1.6	4.9	3.5	3.6	3.4	2.9	2.9	0.0	3.0	
XV	PREGNANCY, CHILDBIRTH AND THE PUERPERIUM (O00-O99)	F	0.0	0.0	0.0	1.5	5.5	0.4	0.1	0.0	0.0	0.0	0.0	0.2	
		T	0.0	0.0	0.0	0.6	2.1	0.1	0.0	0.0	0.0	0.0	0.0	0.1	
XVI	CERTAIN CONDITIONS ORIGINATING IN THE PERINATAL PERIOD (P00-P96)	M	57.2	0.0	0.0	0.0	0.0	0.0	0.0	0.0	0.0	0.0	0.0	1.7	
		F	57.8	0.0	0.0	0.0	0.0	0.0	0.0	0.0	0.0	0.0	0.0	2.4	
		T	57.5	0.0	0.0	0.0	0.0	0.0	0.0	0.0	0.0	0.0	0.0	1.9	
XVII	CONGENITAL MALFORMATIONS, DEFORMATIONS AND CHROMOSOMAL ABNORMALITIES (Q00-Q99)	M	34.6	19.0	6.0	2.4	0.9	0.1	0.1	0.1	0.0	0.0	0.0	1.2	
		F	35.5	23.7	12.2	3.4	1.8	0.8	0.4	0.1	0.0	0.0	0.0	1.9	
		T	35.0	21.3	8.5	2.8	1.3	0.3	0.2	0.1	0.0	0.0	0.0	1.5	
XVIII	SYMPTOMS, SIGNS AND ABNORMAL CLINICAL AND LABORATORY FINDINGS N.E.C. (R00-R99)	M	0.4	4.8	4.5	16.2	16.5	11.3	7.1	4.5	3.2	2.0	17.2	4.7	
		F	0.7	5.1	4.4	14.3	9.9	6.0	5.1	2.4	2.9	2.3	12.7	3.4	
		T	0.5	4.9	4.5	15.4	14.0	9.5	6.4	3.8	3.1	2.1	15.8	4.2	
XIX	INJURY, POISONING AND CERTAIN OTHER CONSEQUENCES OF EXTERNAL CAUSES (S00-T98)	M	1.6	12.7	9.8	25.4	19.7	9.1	4.7	3.0	2.5	1.4	1.6	3.9	
		F	0.5	13.6	17.8	17.7	14.7	7.8	3.3	2.6	1.4	1.4	0.0	3.0	
		T	1.1	13.1	13.0	22.3	17.8	8.7	4.2	2.9	2.1	1.4	1.1	3.5	
XXII	CODES FOR SPECIAL PURPOSES (U00-U49)	M	0.2	3.2	0.8	3.4	3.9	5.5	5.6	7.9	10.1	10.5	8.6	8.1	
		F	0.0	1.7	1.1	2.0	2.9	4.5	5.3	8.0	8.3	7.8	5.5	6.8	
		T	0.1	2.5	0.9	2.8	3.5	5.1	5.5	7.9	9.5	9.4	7.7	7.6	
ALL CAUSES	M	100.0	100.0	100.0	100.0	100.0	100.0	100.0	100.0	100.0	100.0	100.0	100.0		
	F	100.0	100.0	100.0	100.0	100.0	100.0	100.0	100.0	100.0	100.0	100.0	100.0		
	T	100.0	100.0	100.0	100.0	100.0	100.0	100.0	100.0	100.0	100.0	100.0	100.0		

TABLE 8.17: PERCENTAGE DISTRIBUTION OF MEDICALLY CERTIFIED DEATHS BY AGE, SEX AND MAJOR CAUSE GROUPS
(BASED UPON TENTH REVISION OF ICD) DURING 2020

LAKSHADWEEP

Major Group No.	CAUSE OF DEATH	Sex	AGE GROUPS											N.S.	TOTAL
			<1	1-4	5-14	15-24	25-34	35-44	45-54	55-64	65-69	70+			
1	2	3	4	5	6	7	8	9	10	11	12	13	14	15	
I	CERTAIN INFECTIOUS AND PARASITIC DISEASES (A00-B99)	M	0.0	0.0	0.0	0.0	0.0	0.0	0.0	0.0	0.0	0.0	0.0	0.0	0.0
		F	0.0	0.0	0.0	0.0	0.0	0.0	0.0	0.0	0.0	0.0	0.0	0.0	0.0
		T	0.0	0.0	0.0	0.0	0.0	0.0	0.0	0.0	0.0	0.0	0.0	0.0	0.0
II	NEOPLASMS (C00-D48)	M	0.0	0.0	0.0	0.0	0.0	0.0	8.3	11.1	7.1	4.7	0.0	5.4	
		F	0.0	0.0	0.0	0.0	0.0	0.0	0.0	0.0	0.0	6.7	4.7	0.0	4.5
		T	0.0	0.0	0.0	0.0	0.0	0.0	0.0	5.6	5.3	6.9	4.7	0.0	5.0
III	DISEASES OF BLOOD & BLOOD FORMING ORGANS & CERTAIN DISORDERS INVOLVING THE IMMUNE MECHANISM (D50-D89)	M	0.0	0.0	0.0	0.0	0.0	0.0	0.0	0.0	0.0	0.0	0.0	0.0	0.0
		F	0.0	0.0	0.0	0.0	0.0	0.0	0.0	0.0	0.0	0.0	0.0	0.0	0.0
		T	0.0	0.0	0.0	0.0	0.0	0.0	0.0	0.0	0.0	0.0	0.0	0.0	0.0
IV	ENDOCRINE, NUTRITIONAL AND METABOLIC DISEASES (E00-E89)	M	0.0	0.0	0.0	0.0	0.0	0.0	0.0	11.1	0.0	18.6	0.0	13.6	
		F	0.0	0.0	0.0	0.0	0.0	0.0	0.0	0.0	20.0	10.0	17.9	0.0	15.3
		T	0.0	0.0	0.0	0.0	0.0	0.0	0.0	0.0	15.8	5.2	18.3	0.0	14.4
V	MENTAL AND BEHAVIOURAL DISORDERS (F01-F99)	M	0.0	0.0	0.0	0.0	0.0	0.0	0.0	0.0	0.0	0.0	0.0	0.0	0.0
		F	0.0	0.0	0.0	0.0	0.0	0.0	0.0	0.0	0.0	0.0	0.0	0.0	0.0
		T	0.0	0.0	0.0	0.0	0.0	0.0	0.0	0.0	0.0	0.0	0.0	0.0	0.0
VI	DISEASES OF THE NERVOUS SYSTEM (G00-G98)	M	0.0	0.0	0.0	0.0	0.0	0.0	0.0	0.0	0.0	0.0	0.0	0.0	0.0
		F	0.0	0.0	0.0	0.0	0.0	0.0	0.0	0.0	0.0	0.0	0.0	0.0	0.0
		T	0.0	0.0	0.0	0.0	0.0	0.0	0.0	0.0	0.0	0.0	0.0	0.0	0.0
VII	DISEASES OF THE EYE AND ADNEXA (H00-H59)	M	0.0	0.0	0.0	0.0	0.0	0.0	0.0	0.0	0.0	0.0	0.0	0.0	0.0
		F	0.0	0.0	0.0	0.0	0.0	0.0	0.0	0.0	0.0	0.0	0.0	0.0	0.0
		T	0.0	0.0	0.0	0.0	0.0	0.0	0.0	0.0	0.0	0.0	0.0	0.0	0.0
VIII	DISEASES OF THE EAR AND MASTOID PROCESS (H60-H95)	M	0.0	0.0	0.0	0.0	0.0	0.0	0.0	0.0	0.0	0.0	0.0	0.0	0.0
		F	0.0	0.0	0.0	0.0	0.0	0.0	0.0	0.0	0.0	0.0	0.0	0.0	0.0
		T	0.0	0.0	0.0	0.0	0.0	0.0	0.0	0.0	0.0	0.0	0.0	0.0	0.0
IX	DISEASES OF THE CIRCULATORY SYSTEM (I00-I99)	M	100.0	0.0	0.0	0.0	0.0	50.0	83.3	55.6	60.7	57.4	0.0	59.2	
		F	0.0	0.0	0.0	0.0	0.0	66.7	66.7	70.0	56.7	54.7	0.0	56.1	
		T	100.0	0.0	0.0	0.0	0.0	60.0	77.8	63.2	58.6	56.2	0.0	57.8	
X	DISEASES OF THE RESPIRATORY SYSTEM (J00-J98)	M	0.0	0.0	0.0	0.0	0.0	0.0	8.3	22.2	21.4	12.4	0.0	13.6	
		F	0.0	0.0	0.0	0.0	100.0	0.0	0.0	10.0	10.0	12.3	0.0	11.5	
		T	0.0	0.0	0.0	0.0	100.0	0.0	5.6	15.8	15.5	12.3	0.0	12.6	
XI	DISEASES OF THE DIGESTIVE SYSTEM (K00-K92)	M	0.0	0.0	0.0	0.0	0.0	0.0	0.0	0.0	7.1	0.8	0.0	1.6	
		F	0.0	0.0	0.0	0.0	0.0	0.0	0.0	0.0	6.7	2.8	0.0	3.2	
		T	0.0	0.0	0.0	0.0	0.0	0.0	0.0	0.0	6.9	1.7	0.0	2.3	
XII	DISEASES OF THE SKIN AND SUBCUTANEOUS TISSUE (L00-L98)	M	0.0	0.0	0.0	0.0	0.0	0.0	0.0	0.0	0.0	0.0	0.0	0.0	0.0
		F	0.0	0.0	0.0	0.0	0.0	0.0	0.0	0.0	0.0	0.0	0.0	0.0	0.0
		T	0.0	0.0	0.0	0.0	0.0	0.0	0.0	0.0	0.0	0.0	0.0	0.0	0.0
XIII	DISEASES OF THE MUSCULOSKELETAL SYSTEM AND CONNECTIVE TISSUE (M00-M99)	M	0.0	0.0	0.0	0.0	0.0	0.0	0.0	0.0	0.0	0.0	0.0	0.0	0.0
		F	0.0	0.0	0.0	0.0	0.0	0.0	0.0	0.0	0.0	0.0	0.0	0.0	0.0
		T	0.0	0.0	0.0	0.0	0.0	0.0	0.0	0.0	0.0	0.0	0.0	0.0	0.0
XIV	DISEASES OF THE GENITOURINARY SYSTEM (N00-N99)	M	0.0	0.0	0.0	0.0	0.0	50.0	0.0	0.0	3.6	6.2	0.0	5.4	
		F	0.0	0.0	0.0	0.0	0.0	0.0	0.0	0.0	10.0	7.5	0.0	7.0	
		T	0.0	0.0	0.0	0.0	0.0	20.0	0.0	0.0	6.9	6.8	0.0	6.2	
XV	PREGNANCY, CHILDBIRTH AND THE PUERPERIUM (O00-O99)	F	0.0	0.0	0.0	0.0	0.0	33.3	33.3	0.0	0.0	0.0	100.0	2.5	
		T	0.0	0.0	0.0	0.0	0.0	20.0	11.1	0.0	0.0	0.0	100.0	1.2	
		M	0.0	0.0	0.0	0.0	0.0	0.0	0.0	0.0	0.0	0.0	0.0	0.0	
XVI	CERTAIN CONDITIONS ORIGINATING IN THE PERINATAL PERIOD (P00-P96)	F	0.0	0.0	0.0	0.0	0.0	0.0	0.0	0.0	0.0	0.0	0.0	0.0	0.0
		T	0.0	0.0	0.0	0.0	0.0	0.0	0.0	0.0	0.0	0.0	0.0	0.0	0.0
		M	0.0	0.0	0.0	0.0	0.0	0.0	0.0	0.0	0.0	0.0	0.0	0.0	0.0
XVII	CONGENITAL MALFORMATIONS, DEFORMATIONS AND CHROMOSOMAL ABNORMALITIES (Q00-Q99)	F	0.0	0.0	0.0	0.0	0.0	0.0	0.0	0.0	0.0	0.0	0.0	0.0	0.0
		T	0.0	0.0	0.0	0.0	0.0	0.0	0.0	0.0	0.0	0.0	0.0	0.0	0.0
		M	0.0	0.0	0.0	0.0	0.0	0.0	0.0	0.0	0.0	0.0	0.0	0.0	0.0
XVIII	SYMPTOMS, SIGNS AND ABNORMAL CLINICAL AND LABORATORY FINDINGS N.E.C. (R00-R99)	F	0.0	0.0	0.0	0.0	0.0	0.0	0.0	0.0	0.0	0.0	0.0	0.0	0.0
		T	0.0	0.0	0.0	0.0	0.0	0.0	0.0	0.0	0.0	0.0	0.0	0.0	0.0
		M	0.0	0.0	0.0	0.0	0.0	0.0	0.0	0.0	0.0	0.0	0.0	0.0	0.0
XIX	INJURY, POISONING AND CERTAIN OTHER CONSEQUENCES OF EXTERNAL CAUSES (S00-T98)	M	0.0	100.0	0.0	0.0	0.0	0.0	0.0	0.0	0.0	0.0	0.0	1.1	
		F	0.0	0.0	0.0	0.0	0.0	0.0	0.0	0.0	0.0	0.0	0.0	0.0	
		T	0.0	100.0	0.0	0.0	0.0	0.0	0.0	0.0	0.0	0.0	0.0	0.6	
XXII	CODES FOR SPECIAL PURPOSES (U00-U49)	M	0.0	0.0	0.0	0.0	0.0	0.0	0.0	0.0	0.0	0.0	0.0	0.0	
		F	0.0	0.0	0.0	0.0	0.0	0.0	0.0	0.0	0.0	0.0	0.0	0.0	
		T	0.0	0.0	0.0	0.0	0.0	0.0	0.0	0.0	0.0	0.0	0.0	0.0	
ALL CAUSES	M	100.0	100.0	0.0	0.0	0.0	100.0	100.0	100.0	100.0	100.0	100.0	0.0	100.0	
	F	0.0	0.0	0.0	0.0	100.0	100.0	100.0	100.0	100.0	100.0	100.0	100.0	100.0	
	T	100.0	100.0	0.0	0.0	100.0	100.0	100.0	100.0	100.0	100.0	100.0	100.0	100.0	

TABLE 8.18: PERCENTAGE DISTRIBUTION OF MEDICALLY CERTIFIED DEATHS BY AGE, SEX AND MAJOR CAUSE GROUPS
(BASED UPON TENTH REVISION OF ICD) DURING 2020

MADHYA PRADESH

Major Group No.	CAUSE OF DEATH	Sex	AGE GROUPS											N.S.	TOTAL
			<1	1-4	5-14	15-24	25-34	35-44	45-54	55-64	65-69	70+			
1	2	3	4	5	6	7	8	9	10	11	12	13	14	15	
I	CERTAIN INFECTIOUS AND PARASITIC DISEASES (A00-B99)	M	0.0	10.5	9.1	6.9	8.3	8.0	6.3	6.0	4.5	5.0	0.0	5.5	
		F	0.0	10.1	7.2	9.4	7.7	7.0	5.5	4.9	5.5	4.3	0.0	5.3	
		T	0.0	10.3	8.4	7.9	8.1	7.7	6.0	5.6	4.8	4.8	0.0	5.4	
II	NEOPLASMS (C00-D48)	M	0.0	0.0	1.4	1.3	0.8	0.7	1.0	0.8	1.1	0.7	0.0	0.8	
		F	0.0	0.0	1.7	1.0	1.3	1.1	1.1	1.2	0.4	0.6	0.0	0.9	
		T	0.0	0.0	1.5	1.2	1.0	0.9	1.0	1.0	0.9	0.7	0.0	0.8	
III	DISEASES OF BLOOD & BLOOD FORMING ORGANS & CERTAIN DISORDERS INVOLVING THE IMMUNE MECHANISM (D50-D89)	M	0.0	9.2	3.5	2.4	2.1	2.3	1.7	1.4	1.2	0.8	0.0	1.5	
		F	0.0	10.1	4.1	7.0	4.4	3.2	1.7	1.5	2.0	1.1	0.0	2.4	
		T	0.0	9.6	3.7	4.3	2.9	2.6	1.7	1.4	1.5	0.9	0.0	1.8	
IV	ENDOCRINE, NUTRITIONAL AND METABOLIC DISEASES (E00-E89)	M	0.0	1.7	2.3	2.0	2.4	2.6	4.8	6.5	6.8	6.2	0.0	4.2	
		F	0.0	1.2	1.0	1.4	1.9	3.6	5.1	8.1	7.7	8.5	0.0	4.6	
		T	0.0	1.5	1.8	1.7	2.2	3.0	4.9	7.0	7.1	6.9	0.0	4.3	
V	MENTAL AND BEHAVIOURAL DISORDERS (F01-F99)	M	0.0	0.0	0.0	0.1	0.0	0.0	0.0	0.0	0.0	0.0	0.0	0.0	
		F	0.0	0.0	0.0	0.0	0.1	0.0	0.0	0.0	0.0	0.0	0.0	0.0	
		T	0.0	0.0	0.0	0.0	0.0	0.0	0.0	0.0	0.0	0.0	0.0	0.0	
VI	DISEASES OF THE NERVOUS SYSTEM (G00-G98)	M	0.0	6.3	3.7	2.6	1.4	1.6	1.5	0.9	0.7	0.9	0.0	1.2	
		F	0.0	5.3	5.5	2.2	1.2	0.8	1.2	0.6	0.8	0.6	0.0	1.0	
		T	0.0	5.9	4.4	2.4	1.3	1.3	1.4	0.8	0.7	0.8	0.0	1.1	
VII	DISEASES OF THE EYE AND ADNEXA (H00-H59)	M	0.0	0.0	0.0	0.0	0.0	0.0	0.0	0.0	0.0	0.0	0.0	0.0	
		F	0.0	0.0	0.0	0.0	0.0	0.0	0.0	0.0	0.0	0.0	0.0	0.0	
		T	0.0	0.0	0.0	0.0	0.0	0.0	0.0	0.0	0.0	0.0	0.0	0.0	
VIII	DISEASES OF THE EAR AND MASTOID PROCESS (H60-H95)	M	0.0	0.0	0.0	0.0	0.0	0.0	0.0	0.0	0.0	0.0	0.0	0.0	
		F	0.0	0.0	0.0	0.0	0.0	0.0	0.0	0.0	0.0	0.0	0.0	0.0	
		T	0.0	0.0	0.0	0.0	0.0	0.0	0.0	0.0	0.0	0.0	0.0	0.0	
IX	DISEASES OF THE CIRCULATORY SYSTEM (I00-I99)	M	0.0	20.6	22.5	24.7	22.9	28.5	32.3	34.2	36.5	37.8	0.0	27.8	
		F	0.0	21.3	25.1	21.8	24.9	27.8	30.3	34.9	40.1	38.5	0.0	26.8	
		T	0.0	20.9	23.5	23.5	23.6	28.2	31.7	34.4	37.6	38.0	0.0	27.5	
X	DISEASES OF THE RESPIRATORY SYSTEM (J00-J98)	M	0.0	8.4	8.5	5.2	6.4	6.9	8.6	10.2	11.8	12.0	0.0	8.0	
		F	0.0	3.6	5.5	3.5	5.1	5.2	7.1	7.7	8.1	8.5	0.0	5.6	
		T	0.0	6.4	7.4	4.5	5.9	6.3	8.2	9.4	10.6	10.9	0.0	7.2	
XI	DISEASES OF THE DIGESTIVE SYSTEM (K00-K92)	M	0.0	0.0	0.4	0.9	1.2	1.6	1.1	0.7	0.2	0.3	0.0	0.7	
		F	0.0	0.6	0.3	0.3	0.3	0.3	0.0	0.2	0.2	0.1	0.0	0.2	
		T	0.0	0.2	0.4	0.7	0.9	1.2	0.8	0.5	0.2	0.2	0.0	0.5	
XII	DISEASES OF THE SKIN AND SUBCUTANEOUS TISSUE (L00-L98)	M	0.0	0.0	0.0	0.1	0.0	0.0	0.0	0.0	0.0	0.1	0.0	0.0	
		F	0.0	0.0	0.0	0.0	0.0	0.0	0.0	0.0	0.0	0.1	0.0	0.0	
		T	0.0	0.0	0.0	0.0	0.0	0.0	0.0	0.0	0.0	0.1	0.0	0.0	
XIII	DISEASES OF THE MUSCULOSKELETAL SYSTEM AND CONNECTIVE TISSUE (M00-M99)	M	0.0	0.0	0.0	0.0	0.0	0.0	0.0	0.0	0.0	0.0	0.0	0.0	
		F	0.0	0.0	0.0	0.0	0.0	0.0	0.0	0.0	0.0	0.0	0.0	0.0	
		T	0.0	0.0	0.0	0.0	0.0	0.0	0.0	0.0	0.0	0.0	0.0	0.0	
XIV	DISEASES OF THE GENITOURINARY SYSTEM (N00-N99)	M	0.0	0.8	0.4	0.7	0.7	0.6	0.7	0.7	0.4	0.6	0.0	0.5	
		F	0.0	0.0	0.3	0.5	0.9	0.2	0.8	0.9	0.6	0.6	0.0	0.5	
		T	0.0	0.5	0.4	0.6	0.7	0.4	0.7	0.8	0.5	0.6	0.0	0.5	
XV	PREGNANCY, CHILDBIRTH AND THE PUERPERIUM (O00-O99)	F	0.0	0.0	0.0	5.5	6.1	7.2	5.5	0.0	0.0	0.0	0.0	2.6	
		T	0.0	0.0	0.0	2.3	2.2	2.5	1.6	0.0	0.0	0.0	0.0	0.9	
XVI	CERTAIN CONDITIONS ORIGINATING IN THE PERINATAL PERIOD (P00-P96)	M	100.0	0.0	0.0	0.0	0.0	0.0	0.0	0.0	0.0	0.0	0.0	12.7	
		F	100.0	0.0	0.0	0.0	0.0	0.0	0.0	0.0	0.0	0.0	0.0	14.7	
		T	100.0	0.0	0.0	0.0	0.0	0.0	0.0	0.0	0.0	0.0	0.0	13.4	
XVII	CONGENITAL MALFORMATIONS, DEFORMATIONS AND CHROMOSOMAL ABNORMALITIES (Q00-Q99)	M	0.0	0.0	0.0	0.0	0.0	0.0	0.0	0.0	0.0	0.0	0.0	0.0	
		F	0.0	0.0	0.0	0.0	0.0	0.0	0.0	0.0	0.0	0.0	0.0	0.0	
		T	0.0	0.0	0.0	0.0	0.0	0.0	0.0	0.0	0.0	0.0	0.0	0.0	
XVIII	SYMPTOMS, SIGNS AND ABNORMAL CLINICAL AND LABORATORY FINDINGS N.E.C. (R00-R99)	M	0.0	36.1	41.7	41.4	42.0	38.9	35.5	33.1	32.0	29.6	0.0	30.7	
		F	0.0	40.8	44.3	38.2	38.0	36.5	35.4	34.9	31.6	33.3	0.0	30.4	
		T	0.0	38.1	42.7	40.1	40.5	38.1	35.5	33.7	31.9	30.7	0.0	30.6	
XIX	INJURY, POISONING AND CERTAIN OTHER CONSEQUENCES OF EXTERNAL CAUSES (S00-T98)	M	0.0	6.3	4.8	10.1	10.0	6.1	3.5	1.8	1.7	1.6	0.0	3.5	
		F	0.0	6.5	3.4	8.4	6.9	4.8	4.2	1.8	1.2	1.6	0.0	3.3	
		T	0.0	6.4	4.3	9.4	8.9	5.6	3.7	1.8	1.5	1.6	0.0	3.5	
XXII	CODES FOR SPECIAL PURPOSES (U00-U49)	M	0.0	0.0	1.7	1.7	1.8	2.2	3.1	3.7	3.1	4.6	0.0	2.7	
		F	0.0	0.6	1.4	0.7	1.4	2.1	2.1	3.1	1.8	2.1	0.0	1.7	
		T	0.0	0.2	1.5	1.3	1.6	2.2	2.8	3.5	2.7	3.8	0.0	2.4	
ALL CAUSES		M	100.0	100.0	100.0	100.0	100.0	100.0	100.0	100.0	100.0	100.0	0.0	100.0	
		F	100.0	100.0	100.0	100.0	100.0	100.0	100.0	100.0	100.0	100.0	0.0	100.0	
		T	100.0	100.0	100.0	100.0	100.0	100.0	100.0	100.0	100.0	100.0	0.0	100.0	

TABLE 8.19: PERCENTAGE DISTRIBUTION OF MEDICALLY CERTIFIED DEATHS BY AGE, SEX AND MAJOR CAUSE GROUPS
(BASED UPON TENTH REVISION OF ICD) DURING 2020

MAHARASHTRA

Major Group No.	CAUSE OF DEATH	Sex	AGE GROUPS											N.S.	TOTAL
			<1	1-4	5-14	15-24	25-34	35-44	45-54	55-64	65-69	70+			
1	2	3	4	5	6	7	8	9	10	11	12	13	14	15	
I	CERTAIN INFECTIOUS AND PARASITIC DISEASES (A00-B99)	M	3.7	13.0	9.6	10.8	11.0	8.9	6.5	4.5	3.7	3.0	3.3	5.1	
		F	3.8	16.6	22.2	28.3	18.5	14.5	8.2	4.6	4.0	3.0	3.9	5.9	
		T	3.7	14.3	13.6	16.1	12.8	10.1	7.0	4.5	3.8	3.0	3.4	5.3	
II	NEOPLASMS (C00-D48)	M	0.2	6.6	5.2	2.6	2.0	3.2	5.5	6.9	6.8	5.6	5.6	5.4	
		F	0.2	7.2	6.9	3.0	4.4	7.6	11.1	14.7	12.0	6.5	10.9	8.8	
		T	0.2	6.8	5.7	2.7	2.6	4.2	6.9	9.3	8.5	5.9	6.7	6.5	
III	DISEASES OF BLOOD & BLOOD FORMING ORGANS & CERTAIN DISORDERS INVOLVING THE IMMUNE MECHANISM (D50-D89)	M	0.3	1.7	5.3	2.9	1.6	1.0	0.8	0.6	0.6	1.0	0.6	0.9	
		F	0.3	4.1	8.2	5.6	3.4	2.3	1.3	1.0	1.0	1.4	0.8	1.5	
		T	0.3	2.6	6.2	3.7	2.0	1.3	1.0	0.7	0.7	1.1	0.6	1.1	
IV	ENDOCRINE, NUTRITIONAL AND METABOLIC DISEASES (E00-E89)	M	1.2	4.3	2.0	1.0	3.4	4.9	8.8	11.8	13.2	12.6	0.2	9.9	
		F	1.3	4.8	2.1	1.9	5.5	7.8	13.2	16.0	17.6	15.9	2.0	13.9	
		T	1.3	4.5	2.1	1.3	3.9	5.5	10.0	13.1	14.7	13.9	0.6	11.2	
V	MENTAL AND BEHAVIOURAL DISORDERS (F01-F99)	M	0.0	0.1	0.7	0.9	0.7	0.7	0.5	0.3	0.2	0.3	0.3	0.4	
		F	0.0	0.2	0.7	0.3	0.4	0.4	0.2	0.1	0.1	0.3	0.4	0.2	
		T	0.0	0.2	0.7	0.7	0.6	0.7	0.4	0.3	0.2	0.3	0.4	0.3	
VI	DISEASES OF THE NERVOUS SYSTEM (G00-G98)	M	2.1	9.5	7.6	4.0	2.9	2.5	1.8	1.9	1.9	2.5	1.2	2.3	
		F	2.0	7.4	8.3	5.3	3.1	2.5	2.0	1.6	1.8	2.3	2.6	2.3	
		T	2.1	8.8	7.8	4.4	2.9	2.5	1.8	1.8	1.9	2.4	1.5	2.3	
VII	DISEASES OF THE EYE AND ADNEXA (H00-H59)	M	0.0	0.0	0.0	0.0	0.0	0.0	0.0	0.0	0.0	0.0	0.0	0.0	
		F	0.0	0.0	0.0	0.0	0.0	0.0	0.0	0.0	0.0	0.0	0.0	0.0	
		T	0.0	0.0	0.0	0.0	0.0	0.0	0.0	0.0	0.0	0.0	0.0	0.0	
VIII	DISEASES OF THE EAR AND MASTOID PROCESS (H60-H95)	M	0.0	0.0	0.0	0.0	0.0	0.0	0.0	0.0	0.0	0.0	0.0	0.0	
		F	0.0	0.0	0.0	0.0	0.0	0.0	0.0	0.0	0.0	0.0	0.0	0.0	
		T	0.0	0.0	0.0	0.0	0.0	0.0	0.0	0.0	0.0	0.0	0.0	0.0	
IX	DISEASES OF THE CIRCULATORY SYSTEM (I00-I99)	M	0.3	2.7	2.1	3.2	9.6	22.8	27.9	28.0	29.3	32.5	2.8	26.1	
		F	0.2	2.2	1.6	3.0	11.8	21.1	23.8	23.7	25.6	33.0	3.0	25.6	
		T	0.3	2.5	2.0	3.1	10.1	22.4	26.8	26.7	28.1	32.7	2.8	25.9	
X	DISEASES OF THE RESPIRATORY SYSTEM (J00-J98)	M	4.5	16.5	12.5	7.9	5.9	5.3	5.6	6.2	6.8	7.7	0.7	6.6	
		F	4.5	15.1	9.6	8.2	7.8	7.7	7.0	7.3	7.6	8.2	7.9	7.7	
		T	4.5	16.0	11.6	8.0	6.3	5.8	5.9	6.5	7.1	7.8	2.2	6.9	
XI	DISEASES OF THE DIGESTIVE SYSTEM (K00-K92)	M	0.2	2.4	3.9	5.4	11.5	12.7	8.4	4.5	2.7	1.6	3.5	4.8	
		F	0.1	1.5	4.3	4.6	5.1	4.1	2.9	2.2	1.6	1.5	5.6	2.1	
		T	0.2	2.1	4.0	5.2	9.9	10.7	7.0	3.8	2.4	1.5	3.9	3.9	
XII	DISEASES OF THE SKIN AND SUBCUTANEOUS TISSUE (L00-L98)	M	0.1	0.1	0.3	0.2	0.2	0.3	0.2	0.2	0.2	0.3	1.0	0.2	
		F	0.0	0.2	0.2	0.3	0.3	0.3	0.2	0.2	0.3	0.4	0.6	0.3	
		T	0.1	0.2	0.2	0.2	0.2	0.3	0.2	0.2	0.2	0.3	0.9	0.3	
XIII	DISEASES OF THE MUSCULOSKELETAL SYSTEM AND CONNECTIVE TISSUE (M00-M99)	M	0.0	0.0	0.3	0.6	0.3	0.3	0.2	0.2	0.2	0.4	0.3	0.3	
		F	0.0	0.0	0.5	1.5	1.1	1.3	0.9	0.6	0.6	0.7	1.5	0.7	
		T	0.0	0.0	0.4	0.8	0.5	0.5	0.4	0.3	0.4	0.5	0.6	0.4	
XIV	DISEASES OF THE GENITOURINARY SYSTEM (N00-N99)	M	0.1	1.8	3.4	2.8	2.2	1.9	1.8	1.9	1.9	2.3	1.3	2.0	
		F	0.1	2.2	3.3	2.2	3.4	3.2	2.7	2.0	2.2	2.3	1.3	2.3	
		T	0.1	2.0	3.4	2.6	2.5	2.2	2.0	1.9	2.0	2.3	1.3	2.1	
XV	PREGNANCY, CHILDBIRTH AND THE PUERPERIUM (O00-O99)	F	0.0	0.0	0.0	5.7	6.5	1.6	0.0	0.0	0.0	0.0	0.0	0.4	
		T	0.0	0.0	0.0	1.7	1.6	0.4	0.0	0.0	0.0	0.0	0.0	0.1	
XVI	CERTAIN CONDITIONS ORIGINATING IN THE PERINATAL PERIOD (P00-P96)	M	71.4	0.1	0.0	0.0	0.0	0.0	0.0	0.0	0.0	0.0	0.0	2.2	
		F	69.9	0.0	0.0	0.0	0.0	0.0	0.0	0.0	0.0	0.0	0.0	2.8	
		T	70.8	0.1	0.0	0.0	0.0	0.0	0.0	0.0	0.0	0.0	0.0	2.4	
XVII	CONGENITAL MALFORMATIONS, DEFORMATIONS AND CHROMOSOMAL ABNORMALITIES (Q00-Q99)	M	11.7	6.2	1.2	0.6	0.2	0.1	0.1	0.0	0.0	0.0	1.0	0.5	
		F	12.8	5.5	2.0	1.2	0.6	0.3	0.2	0.1	0.0	0.0	1.4	0.7	
		T	12.1	5.9	1.5	0.8	0.3	0.2	0.1	0.0	0.0	0.0	1.1	0.5	
XVIII	SYMPTOMS, SIGNS AND ABNORMAL CLINICAL AND LABORATORY FINDINGS N.E.C. (R00-R99)	M	2.6	23.6	31.1	19.1	15.0	10.0	4.9	5.9	6.9	10.5	1.1	8.7	
		F	4.0	27.7	23.1	16.9	13.9	7.7	4.9	4.6	6.2	12.6	0.6	9.2	
		T	3.1	25.1	28.6	18.5	14.7	9.5	4.9	5.5	6.6	11.3	1.0	8.9	
XIX	INJURY, POISONING AND CERTAIN OTHER CONSEQUENCES OF EXTERNAL CAUSES (S00-T98)	M	0.9	9.6	11.6	33.4	24.1	11.9	5.8	3.2	2.1	1.7	13.0	5.6	
		F	0.1	2.6	3.2	5.3	3.9	1.9	0.8	0.5	0.5	0.6	6.6	0.9	
		T	0.6	7.1	8.9	24.8	19.2	9.6	4.5	2.4	1.5	1.3	11.6	4.1	
XXII	CODES FOR SPECIAL PURPOSES (U00-U49)	M	0.7	1.7	3.2	4.7	9.5	13.8	21.2	23.8	23.5	18.2	64.1	19.1	
		F	0.6	2.6	3.8	6.8	10.5	15.6	20.5	20.8	18.9	11.2	50.9	14.7	
		T	0.7	2.0	3.4	5.3	9.8	14.2	21.0	22.9	22.0	15.5	61.3	17.7	
ALL CAUSES	M	100.0	100.0	100.0	100.0	100.0	100.0	100.0	100.0	100.0	100.0	100.0	100.0		
	F	100.0	100.0	100.0	100.0	100.0	100.0	100.0	100.0	100.0	100.0	100.0	100.0		
	T	100.0	100.0	100.0	100.0	100.0	100.0	100.0	100.0	100.0	100.0	100.0	100.0		

TABLE 8.20: PERCENTAGE DISTRIBUTION OF MEDICALLY CERTIFIED DEATHS BY AGE, SEX AND MAJOR CAUSE GROUPS
(BASED UPON TENTH REVISION OF ICD) DURING 2020

MANIPUR

Major Group No.	CAUSE OF DEATH	Sex	AGE GROUPS											N.S.	TOTAL
			<1	1-4	5-14	15-24	25-34	35-44	45-54	55-64	65-69	70+			
1	2	3	4	5	6	7	8	9	10	11	12	13	14	15	
I	CERTAIN INFECTIOUS AND PARASITIC DISEASES (A00-B99)	M	2.6	0.0	15.8	6.2	12.0	10.1	7.1	5.2	4.8	6.1	0.0	6.8	
		F	9.2	0.0	50.0	22.2	16.9	5.0	11.2	5.9	1.7	2.3	0.0	7.7	
		T	5.6	0.0	25.9	10.9	13.8	8.9	8.0	5.4	3.9	4.9	0.0	7.1	
II	NEOPLASMS (C00-D48)	M	0.0	0.0	10.5	0.0	0.0	3.0	2.9	5.2	3.4	2.6	0.0	3.0	
		F	0.0	0.0	0.0	3.7	8.5	10.0	9.2	5.9	8.3	4.1	0.0	6.0	
		T	0.0	0.0	7.4	1.1	3.1	4.7	4.4	5.4	4.8	3.1	0.0	3.9	
III	DISEASES OF BLOOD & BLOOD FORMING ORGANS & CERTAIN DISORDERS INVOLVING THE IMMUNE MECHANISM (D50-D89)	M	2.6	0.0	10.5	3.1	2.0	0.5	0.3	0.6	1.4	1.5	0.0	1.2	
		F	3.1	0.0	0.0	11.1	5.1	0.0	2.0	2.2	1.7	1.8	0.0	2.5	
		T	2.8	0.0	7.4	5.4	3.1	0.4	0.7	1.1	1.4	1.6	0.0	1.6	
IV	ENDOCRINE, NUTRITIONAL AND METABOLIC DISEASES (E00-E89)	M	0.0	0.0	5.3	0.0	0.0	2.5	6.4	10.7	4.8	6.4	0.0	5.6	
		F	3.1	0.0	0.0	0.0	5.1	10.0	12.2	12.5	23.3	14.0	0.0	11.4	
		T	1.4	0.0	3.7	0.0	1.9	4.3	7.8	11.2	10.1	8.9	0.0	7.3	
V	MENTAL AND BEHAVIOURAL DISORDERS (F01-F99)	M	0.0	0.0	0.0	0.0	0.0	0.5	0.0	0.3	0.0	0.0	0.0	0.1	
		F	0.0	0.0	0.0	0.0	0.0	0.0	0.0	0.0	0.0	0.0	0.0	0.0	
		T	0.0	0.0	0.0	0.0	0.0	0.4	0.0	0.2	0.0	0.0	0.0	0.1	
VI	DISEASES OF THE NERVOUS SYSTEM (G00-G98)	M	2.6	0.0	10.5	6.2	3.0	1.0	0.6	1.3	0.0	0.6	0.0	1.3	
		F	9.2	0.0	0.0	0.0	5.1	5.0	2.0	1.5	6.7	0.0	0.0	2.5	
		T	5.6	0.0	7.4	4.3	1.9	1.9	1.0	1.3	1.9	0.4	0.0	1.7	
VII	DISEASES OF THE EYE AND ADNEXA (H00-H59)	M	0.0	0.0	0.0	0.0	0.0	0.0	0.0	0.0	0.0	0.0	0.0	0.0	
		F	0.0	0.0	0.0	0.0	0.0	0.0	0.0	0.0	0.0	0.0	0.0	0.0	
		T	0.0	0.0	0.0	0.0	0.0	0.0	0.0	0.0	0.0	0.0	0.0	0.0	
VIII	DISEASES OF THE EAR AND MASTOID PROCESS (H60-H95)	M	0.0	0.0	0.0	0.0	0.0	0.0	0.0	0.0	0.0	0.0	0.0	0.0	
		F	0.0	0.0	0.0	0.0	0.0	0.0	0.0	0.0	0.0	0.0	0.0	0.0	
		T	0.0	0.0	0.0	0.0	0.0	0.0	0.0	0.0	0.0	0.0	0.0	0.0	
IX	DISEASES OF THE CIRCULATORY SYSTEM (I00-I99)	M	13.0	12.5	5.3	12.3	13.0	10.1	13.5	14.2	25.9	25.3	0.0	16.7	
		F	4.6	0.0	0.0	7.4	13.6	16.7	18.4	16.9	16.7	23.4	0.0	16.7	
		T	9.2	12.5	3.7	10.9	13.2	11.6	14.6	15.1	23.2	24.7	0.0	16.7	
X	DISEASES OF THE RESPIRATORY SYSTEM (J00-J98)	M	7.8	25.0	10.5	7.7	8.0	4.5	8.0	5.5	9.5	12.8	33.3	8.4	
		F	18.5	0.0	0.0	3.7	6.8	1.7	4.1	5.9	6.7	15.2	0.0	8.8	
		T	12.7	25.0	7.4	6.5	7.5	3.9	7.1	5.6	8.7	13.6	33.3	8.5	
XI	DISEASES OF THE DIGESTIVE SYSTEM (K00-K92)	M	0.0	0.0	0.0	6.2	18.0	25.8	22.4	16.5	9.5	2.9	33.3	13.8	
		F	0.0	0.0	0.0	0.0	8.5	8.3	11.2	10.3	3.3	4.7	0.0	6.6	
		T	0.0	0.0	0.0	4.3	14.5	21.7	19.8	14.6	7.7	3.5	33.3	11.7	
XII	DISEASES OF THE SKIN AND SUBCUTANEOUS TISSUE (L00-L98)	M	0.0	0.0	0.0	0.0	0.0	0.0	0.0	0.0	0.0	0.0	0.0	0.0	
		F	0.0	0.0	0.0	0.0	0.0	0.0	0.0	0.0	0.0	0.6	0.0	0.1	
		T	0.0	0.0	0.0	0.0	0.0	0.0	0.0	0.0	0.0	0.2	0.0	0.0	
XIII	DISEASES OF THE MUSCULOSKELETAL SYSTEM AND CONNECTIVE TISSUE (M00-M99)	M	0.0	0.0	0.0	0.0	0.0	0.0	0.3	0.3	0.0	0.0	0.0	0.1	
		F	0.0	0.0	0.0	3.7	1.7	3.3	0.0	0.0	0.0	0.6	0.0	0.7	
		T	0.0	0.0	0.0	1.1	0.6	0.8	0.2	0.2	0.0	0.2	0.0	0.3	
XIV	DISEASES OF THE GENITOURINARY SYSTEM (N00-N99)	M	0.0	0.0	0.0	9.2	1.0	4.0	2.6	4.5	3.4	4.1	0.0	3.5	
		F	1.5	0.0	0.0	7.4	5.1	3.3	5.1	2.9	3.3	2.3	0.0	3.4	
		T	0.7	0.0	0.0	8.7	2.5	3.9	3.2	4.0	3.4	3.5	0.0	3.5	
XV	PREGNANCY, CHILDBIRTH AND THE PUERPERIUM (O00-O99)	F	0.0	0.0	0.0	11.1	0.0	0.0	0.0	0.0	0.0	0.0	0.0	0.4	
		T	0.0	0.0	0.0	3.3	0.0	0.0	0.0	0.0	0.0	0.0	0.0	0.1	
XVI	CERTAIN CONDITIONS ORIGINATING IN THE PERINATAL PERIOD (P00-P96)	M	63.6	0.0	0.0	0.0	0.0	0.0	0.0	0.0	0.0	0.0	0.0	3.1	
		F	29.2	0.0	0.0	0.0	0.0	0.0	0.0	0.0	0.0	0.0	0.0	2.8	
		T	47.9	0.0	0.0	0.0	0.0	0.0	0.0	0.0	0.0	0.0	0.0	3.0	
XVII	CONGENITAL MALFORMATIONS, DEFORMATIONS AND CHROMOSOMAL ABNORMALITIES (Q00-Q99)	M	0.0	0.0	0.0	0.0	0.0	0.0	0.0	0.0	0.0	0.0	0.0	0.0	
		F	1.5	0.0	0.0	0.0	1.7	0.0	0.0	0.0	0.0	0.0	0.0	0.3	
		T	0.7	0.0	0.0	0.0	0.6	0.0	0.0	0.0	0.0	0.0	0.0	0.1	
XVIII	SYMPTOMS, SIGNS AND ABNORMAL CLINICAL AND LABORATORY FINDINGS N.E.C. (R00-R99)	M	7.8	50.0	26.3	24.6	22.0	21.2	19.2	14.9	15.0	11.0	0.0	16.5	
		F	20.0	0.0	37.5	18.5	15.3	16.7	11.2	14.0	15.0	7.6	0.0	13.5	
		T	13.4	50.0	29.6	22.8	19.5	20.2	17.3	14.6	15.0	9.9	0.0	15.6	
XIX	INJURY, POISONING AND CERTAIN OTHER CONSEQUENCES OF EXTERNAL CAUSES (S00-T98)	M	0.0	12.5	0.0	21.5	16.0	3.5	3.8	1.3	1.4	1.7	33.3	4.0	
		F	0.0	0.0	12.5	7.4	1.7	3.3	0.0	0.7	1.7	1.2	0.0	1.5	
		T	0.0	12.5	3.7	17.4	10.7	3.5	2.9	1.1	1.4	1.6	33.3	3.2	
XXII	CODES FOR SPECIAL PURPOSES (U00-U49)	M	0.0	0.0	5.3	3.1	5.0	13.1	12.8	19.4	21.1	25.0	0.0	15.9	
		F	0.0	0.0	0.0	3.7	10.2	16.7	13.3	21.3	11.7	22.2	0.0	15.2	
		T	0.0	0.0	3.7	3.3	6.9	14.0	12.9	20.0	18.4	24.1	0.0	15.7	
ALL CAUSES	M	100.0	100.0	100.0	100.0	100.0	100.0	100.0	100.0	100.0	100.0	100.0	100.0		
	F	100.0	0.0	100.0	100.0	100.0	100.0	100.0	100.0	100.0	100.0	100.0	0.0		
	T	100.0	100.0	100.0	100.0	100.0	100.0	100.0	100.0	100.0	100.0	100.0	100.0		

TABLE 8.21: PERCENTAGE DISTRIBUTION OF MEDICALLY CERTIFIED DEATHS BY AGE, SEX AND MAJOR CAUSE GROUPS
(BASED UPON TENTH REVISION OF ICD) DURING 2020

MEGHALAYA

Major Group No.	CAUSE OF DEATH	Sex	AGE GROUPS											N.S.	TOTAL
			<1	1-4	5-14	15-24	25-34	35-44	45-54	55-64	65-69	70+			
1	2	3	4	5	6	7	8	9	10	11	12	13	14	15	
I	CERTAIN INFECTIOUS AND PARASITIC DISEASES (A00-B99)	M	3.6	17.3	15.4	16.5	9.2	7.9	6.3	6.9	5.7	3.4	6.5	7.0	
		F	5.1	23.8	15.4	14.2	13.6	11.2	5.2	4.7	1.3	3.6	3.8	7.0	
		T	4.2	20.2	15.4	15.5	10.5	8.9	6.0	6.1	4.1	3.5	5.6	7.0	
II	NEOPLASMS (C00-D48)	M	0.0	1.9	3.8	1.9	2.7	10.1	21.2	18.8	17.7	11.6	9.3	10.2	
		F	0.0	0.0	1.9	3.5	5.5	15.5	26.0	18.2	18.4	8.1	17.0	10.0	
		T	0.0	1.1	3.1	2.6	3.5	11.8	22.6	18.6	18.0	9.9	11.9	10.1	
III	DISEASES OF BLOOD & BLOOD FORMING ORGANS & CERTAIN DISORDERS INVOLVING THE IMMUNE MECHANISM (D50-D89)	M	0.0	1.9	0.0	1.3	0.4	0.0	0.8	0.3	0.0	0.0	0.0	0.3	
		F	0.3	0.0	0.0	4.4	2.7	1.2	2.3	1.9	0.0	0.3	1.9	1.2	
		T	0.1	1.1	0.0	2.6	1.1	0.4	1.2	0.8	0.0	0.1	0.6	0.6	
IV	ENDOCRINE, NUTRITIONAL AND METABOLIC DISEASES (E00-E89)	M	0.2	3.8	2.6	1.9	1.9	3.6	1.8	4.6	4.3	3.4	2.8	2.6	
		F	0.0	0.0	1.9	2.7	0.9	1.2	2.9	6.1	10.5	6.4	3.8	3.4	
		T	0.1	2.1	2.3	2.2	1.6	2.8	2.1	5.1	6.5	4.8	3.1	2.9	
V	MENTAL AND BEHAVIOURAL DISORDERS (F01-F99)	M	0.0	0.0	0.0	0.6	0.4	0.0	0.3	0.3	0.7	0.0	0.0	0.2	
		F	0.0	0.0	0.0	0.0	0.0	0.0	0.6	0.5	0.0	0.0	0.0	0.1	
		T	0.0	0.0	0.0	0.4	0.3	0.0	0.4	0.3	0.5	0.0	0.0	0.2	
VI	DISEASES OF THE NERVOUS SYSTEM (G00-G98)	M	1.0	15.4	5.1	6.3	4.2	2.2	1.0	1.0	1.4	2.6	4.7	2.5	
		F	2.4	7.1	9.6	4.4	3.6	3.7	2.3	1.9	0.0	1.7	0.0	2.7	
		T	1.6	11.7	6.9	5.5	4.0	2.7	1.4	1.3	0.9	2.1	3.1	2.6	
VII	DISEASES OF THE EYE AND ADNEXA (H00-H59)	M	0.0	0.0	0.0	0.0	0.0	0.0	0.0	0.0	0.0	0.0	0.0	0.0	
		F	0.0	0.0	0.0	0.0	0.0	0.0	0.0	0.0	0.0	0.0	0.0	0.0	
		T	0.0	0.0	0.0	0.0	0.0	0.0	0.0	0.0	0.0	0.0	0.0	0.0	
VIII	DISEASES OF THE EAR AND MASTOID PROCESS (H60-H95)	M	0.0	0.0	0.0	0.0	0.0	0.0	0.0	0.0	0.0	0.0	0.0	0.0	
		F	0.0	0.0	0.0	0.0	0.0	0.0	0.0	0.0	0.0	0.0	0.0	0.0	
		T	0.0	0.0	0.0	0.0	0.0	0.0	0.0	0.0	0.0	0.0	0.0	0.0	
IX	DISEASES OF THE CIRCULATORY SYSTEM (I00-I99)	M	0.0	3.8	5.1	7.0	9.6	16.9	18.6	26.2	31.9	29.6	24.3	16.4	
		F	0.0	7.1	19.2	6.2	14.5	18.0	20.2	29.0	30.3	28.0	26.4	17.3	
		T	0.0	5.3	10.8	6.6	11.1	17.3	19.1	27.2	31.3	28.9	25.0	16.8	
X	DISEASES OF THE RESPIRATORY SYSTEM (J00-J98)	M	12.0	25.0	11.5	4.4	7.7	7.1	5.5	9.2	9.9	14.9	8.4	9.6	
		F	13.9	23.8	9.6	7.1	7.3	8.7	7.5	9.8	9.2	8.1	15.1	10.1	
		T	12.8	24.5	10.8	5.5	7.5	7.6	6.1	9.4	9.7	11.7	10.6	9.8	
XI	DISEASES OF THE DIGESTIVE SYSTEM (K00-K92)	M	0.4	3.8	3.8	8.9	20.3	26.5	19.6	9.9	7.1	2.6	6.5	11.1	
		F	0.3	0.0	1.9	4.4	8.2	8.1	9.8	7.0	6.6	2.8	1.9	4.5	
		T	0.3	2.1	3.1	7.0	16.7	20.9	16.7	8.9	6.9	2.7	5.0	8.6	
XII	DISEASES OF THE SKIN AND SUBCUTANEOUS TISSUE (L00-L98)	M	0.0	0.0	0.0	0.0	0.4	0.3	0.5	0.0	0.0	0.3	0.0	0.2	
		F	0.0	0.0	0.0	0.0	0.0	0.6	0.0	0.0	0.0	0.0	0.0	0.1	
		T	0.0	0.0	0.0	0.0	0.3	0.4	0.4	0.0	0.0	0.1	0.0	0.1	
XIII	DISEASES OF THE MUSCULOSKELETAL SYSTEM AND CONNECTIVE TISSUE (M00-M99)	M	0.0	0.0	1.3	0.0	0.8	0.0	0.0	0.0	0.0	0.5	0.0	0.2	
		F	0.0	2.4	1.9	2.7	3.6	1.9	0.0	0.0	0.0	0.8	0.0	0.9	
		T	0.0	1.1	1.5	1.1	1.6	0.6	0.0	0.0	0.0	0.7	0.0	0.4	
XIV	DISEASES OF THE GENITOURINARY SYSTEM (N00-N99)	M	0.0	5.8	7.7	6.3	3.4	3.0	5.5	4.6	3.5	4.9	5.6	3.8	
		F	0.0	0.0	3.8	1.8	8.2	9.9	6.9	7.0	3.9	6.7	7.5	5.0	
		T	0.0	3.2	6.2	4.4	4.9	5.1	6.0	5.4	3.7	5.8	6.3	4.3	
XV	PREGNANCY, CHILDBIRTH AND THE PUERPERIUM (O00-O99)	F	0.0	0.0	0.0	12.4	16.4	6.2	0.6	0.0	0.0	0.0	7.5	2.7	
		T	0.0	0.0	0.0	5.2	4.9	1.9	0.2	0.0	0.0	0.0	2.5	1.0	
XVI	CERTAIN CONDITIONS ORIGINATING IN THE PERINATAL PERIOD (P00-P96)	M	79.4	0.0	0.0	0.0	0.0	0.0	0.0	0.0	0.0	0.0	5.6	14.2	
		F	74.7	0.0	0.0	0.0	0.0	0.0	0.0	0.0	0.0	0.0	0.0	16.2	
		T	77.3	0.0	0.0	0.0	0.0	0.0	0.0	0.0	0.0	0.0	3.8	14.9	
XVII	CONGENITAL MALFORMATIONS, DEFORMATIONS AND CHROMOSOMAL ABNORMALITIES (Q00-Q99)	M	1.4	0.0	1.3	0.0	0.4	0.0	0.0	0.0	0.0	0.0	0.0	0.3	
		F	1.1	2.4	1.9	0.9	0.0	0.0	0.6	0.0	0.0	0.0	0.0	0.5	
		T	1.3	1.1	1.5	0.4	0.3	0.0	0.2	0.0	0.0	0.0	0.0	0.4	
XVIII	SYMPTOMS, SIGNS AND ABNORMAL CLINICAL AND LABORATORY FINDINGS N.E.C. (R00-R99)	M	2.0	7.7	12.8	9.5	11.5	5.2	7.8	8.7	11.3	18.8	9.3	8.9	
		F	1.6	11.9	13.5	8.0	8.2	8.1	7.5	8.9	11.8	27.7	11.3	11.3	
		T	1.8	9.6	13.1	8.9	10.5	6.1	7.7	8.7	11.5	23.1	10.0	9.8	
XIX	INJURY, POISONING AND CERTAIN OTHER CONSEQUENCES OF EXTERNAL CAUSES (S00-T98)	M	0.0	13.5	29.5	34.8	26.8	15.8	8.6	6.4	2.1	3.1	15.9	10.7	
		F	0.8	21.4	17.3	26.5	4.5	3.7	4.0	1.4	1.3	4.2	3.8	5.2	
		T	0.3	17.0	24.6	31.4	20.2	12.1	7.2	4.6	1.8	3.6	11.9	8.6	
XXII	CODES FOR SPECIAL PURPOSES (U00-U49)	M	0.0	0.0	0.0	0.6	0.4	1.4	2.5	3.3	4.3	4.4	0.9	1.9	
		F	0.0	0.0	1.9	0.9	2.7	1.9	3.5	3.7	6.6	1.4	0.0	1.9	
		T	0.0	0.0	0.8	0.7	1.1	1.5	2.8	3.5	5.1	3.0	0.6	1.9	
ALL CAUSES	M	100.0	100.0	100.0	100.0	100.0	100.0	100.0	100.0	100.0	100.0	100.0	100.0		
	F	100.0	100.0	100.0	100.0	100.0	100.0	100.0	100.0	100.0	100.0	100.0	100.0		
	T	100.0	100.0	100.0	100.0	100.0	100.0	100.0	100.0	100.0	100.0	100.0	100.0		

TABLE 8.22: PERCENTAGE DISTRIBUTION OF MEDICALLY CERTIFIED DEATHS BY AGE, SEX AND MAJOR CAUSE GROUPS
(BASED UPON TENTH REVISION OF ICD) DURING 2020

MIZORAM

Major Group No.	CAUSE OF DEATH	Sex	AGE GROUPS											N.S.	TOTAL
			<1	1-4	5-14	15-24	25-34	35-44	45-54	55-64	65-69	70+			
1	2	3	4	5	6	7	8	9	10	11	12	13	14	15	
I	CERTAIN INFECTIOUS AND PARASITIC DISEASES (A00-B99)	M	14.8	10.3	41.9	16.7	28.7	19.5	12.1	7.2	6.9	7.6	0.0	14.3	
		F	11.2	45.5	24.1	38.5	19.1	23.0	19.5	12.0	10.3	9.1	0.0	16.2	
		T	13.2	25.5	33.3	25.0	26.0	20.4	14.3	8.9	8.0	8.2	0.0	14.9	
II	NEOPLASMS (C00-D48)	M	0.5	17.2	16.1	4.8	2.5	5.8	15.6	29.0	13.0	15.4	66.7	12.3	
		F	0.6	13.6	10.3	1.9	7.4	12.8	19.5	22.8	20.6	15.9	0.0	13.6	
		T	0.6	15.7	13.3	3.7	3.9	7.7	16.7	26.8	15.6	15.6	66.7	12.8	
III	DISEASES OF BLOOD & BLOOD FORMING ORGANS & CERTAIN DISORDERS INVOLVING THE IMMUNE MECHANISM (D50-D89)	M	1.0	0.0	6.5	1.2	0.8	0.5	0.5	0.0	0.0	0.3	0.0	0.6	
		F	2.5	0.0	3.4	0.0	4.3	1.4	0.6	0.0	0.0	1.1	0.0	1.3	
		T	1.7	0.0	5.0	0.7	1.8	0.7	0.6	0.0	0.0	0.6	0.0	0.8	
IV	ENDOCRINE, NUTRITIONAL AND METABOLIC DISEASES (E00-E89)	M	1.5	0.0	3.2	4.8	3.0	1.8	2.2	1.7	3.8	2.0	0.0	2.2	
		F	0.0	0.0	0.0	0.0	3.2	3.4	3.2	1.3	7.4	2.9	0.0	2.4	
		T	0.8	0.0	1.7	2.9	3.0	2.2	2.5	1.6	5.0	2.4	0.0	2.3	
V	MENTAL AND BEHAVIOURAL DISORDERS (F01-F99)	M	0.0	0.0	0.0	0.0	0.8	0.8	0.0	0.0	0.0	0.0	0.0	0.2	
		F	0.0	0.0	0.0	0.0	0.0	0.0	0.0	0.0	0.0	0.0	0.0	0.0	
		T	0.0	0.0	0.0	0.0	0.6	0.6	0.0	0.0	0.0	0.0	0.0	0.2	
VI	DISEASES OF THE NERVOUS SYSTEM (G00-G98)	M	3.6	3.4	0.0	2.4	1.7	2.0	0.0	1.4	0.8	1.0	0.0	1.4	
		F	2.5	4.5	13.8	5.8	3.2	1.4	0.0	1.9	1.5	1.4	0.0	2.2	
		T	3.1	3.9	6.7	3.7	2.1	1.8	0.0	1.6	1.0	1.2	0.0	1.7	
VII	DISEASES OF THE EYE AND ADNEXA (H00-H59)	M	0.0	0.0	0.0	0.0	0.0	0.0	0.0	0.3	0.0	0.0	0.0	0.0	
		F	0.0	0.0	0.0	0.0	0.0	0.0	0.0	0.0	0.0	0.0	0.0	0.0	
		T	0.0	0.0	0.0	0.0	0.0	0.0	0.0	0.2	0.0	0.0	0.0	0.0	
VIII	DISEASES OF THE EAR AND MASTOID PROCESS (H60-H95)	M	0.0	0.0	0.0	0.0	0.0	0.0	0.0	0.0	0.0	0.0	0.0	0.0	
		F	0.0	0.0	0.0	0.0	0.0	0.0	0.0	0.0	0.0	0.0	0.0	0.0	
		T	0.0	0.0	0.0	0.0	0.0	0.0	0.0	0.0	0.0	0.0	0.0	0.0	
IX	DISEASES OF THE CIRCULATORY SYSTEM (I00-I99)	M	5.6	17.2	6.5	15.5	13.5	15.7	13.2	22.9	28.2	30.6	0.0	18.4	
		F	7.5	0.0	6.9	9.6	14.9	10.1	11.0	23.4	20.6	24.3	0.0	15.7	
		T	6.4	9.8	6.7	13.2	13.9	14.2	12.5	23.1	25.6	28.0	0.0	17.5	
X	DISEASES OF THE RESPIRATORY SYSTEM (J00-J98)	M	14.8	17.2	6.5	17.9	8.0	7.1	9.1	8.5	19.1	23.2	0.0	12.6	
		F	21.1	9.1	27.6	13.5	9.6	6.8	7.1	12.0	16.2	30.8	0.0	16.9	
		T	17.6	13.7	16.7	16.2	8.5	7.0	8.6	9.8	18.1	26.3	0.0	14.1	
XI	DISEASES OF THE DIGESTIVE SYSTEM (K00-K92)	M	4.6	3.4	0.0	15.5	25.7	34.7	34.9	15.0	11.5	6.1	0.0	20.0	
		F	1.9	0.0	6.9	7.7	19.1	23.0	18.8	12.0	5.9	4.0	0.0	10.7	
		T	3.4	2.0	3.3	12.5	23.9	31.5	30.2	14.0	9.5	5.2	0.0	16.8	
XII	DISEASES OF THE SKIN AND SUBCUTANEOUS TISSUE (L00-L98)	M	0.0	0.0	0.0	0.0	0.0	0.3	0.0	0.3	0.0	0.0	0.0	0.1	
		F	0.0	0.0	0.0	0.0	0.0	0.0	0.0	0.0	0.0	0.0	0.0	0.0	
		T	0.0	0.0	0.0	0.0	0.0	0.2	0.0	0.2	0.0	0.0	0.0	0.1	
XIII	DISEASES OF THE MUSCULOSKELETAL SYSTEM AND CONNECTIVE TISSUE (M00-M99)	M	0.0	0.0	0.0	0.0	0.0	0.0	0.0	0.0	0.0	0.0	0.0	0.0	
		F	0.0	0.0	0.0	3.8	2.1	0.7	1.3	0.0	0.0	0.4	0.0	0.2	
		T	0.0	0.0	0.0	1.5	0.6	0.2	0.4	0.0	0.0	0.1	0.0	0.7	
XIV	DISEASES OF THE GENITOURINARY SYSTEM (N00-N99)	M	1.0	0.0	3.2	6.0	3.8	3.3	5.1	5.1	4.6	4.8	0.0	4.1	
		F	0.6	0.0	6.9	5.8	3.2	6.8	7.8	6.3	13.2	3.3	0.0	5.1	
		T	0.8	0.0	5.0	5.9	3.6	4.2	5.9	5.5	7.5	4.2	0.0	4.4	
XV	PREGNANCY, CHILDBIRTH AND THE PUERPERIUM (O00-O99)	F	0.0	0.0	0.0	0.0	6.4	1.4	0.0	0.0	0.0	0.0	0.0	0.7	
		T	0.0	0.0	0.0	0.0	1.8	0.4	0.0	0.0	0.0	0.0	0.0	0.2	
XVI	CERTAIN CONDITIONS ORIGINATING IN THE PERINATAL PERIOD (P00-P96)	M	38.3	0.0	0.0	0.0	0.0	0.0	0.0	0.0	0.0	0.0	33.3	3.5	
		F	39.8	0.0	0.0	0.0	0.0	0.0	0.0	0.0	0.0	0.0	0.0	5.5	
		T	38.9	0.0	0.0	0.0	0.0	0.0	0.0	0.0	0.0	0.0	33.3	4.2	
XVII	CONGENITAL MALFORMATIONS, DEFORMATIONS AND CHROMOSOMAL ABNORMALITIES (Q00-Q99)	M	6.1	13.8	0.0	0.0	0.0	0.0	0.3	0.0	0.0	0.0	0.0	0.8	
		F	3.7	0.0	0.0	0.0	0.0	0.7	0.6	0.0	0.0	0.0	0.0	0.7	
		T	5.0	7.8	0.0	0.0	0.0	0.2	0.4	0.0	0.0	0.0	0.0	0.8	
XVIII	SYMPTOMS, SIGNS AND ABNORMAL CLINICAL AND LABORATORY FINDINGS N.E.C. (R00-R99)	M	6.6	10.3	9.7	4.8	5.1	4.3	3.2	5.8	8.4	6.1	0.0	5.4	
		F	7.5	18.2	0.0	11.5	7.4	6.1	5.2	4.4	4.4	5.1	0.0	6.0	
		T	7.0	13.7	5.0	7.4	5.7	4.8	3.8	5.3	7.0	5.7	0.0	5.6	
XIX	INJURY, POISONING AND CERTAIN OTHER CONSEQUENCES OF EXTERNAL CAUSES (S00-T98)	M	1.5	6.9	6.5	10.7	6.3	3.5	3.8	2.7	3.1	2.3	0.0	3.7	
		F	1.2	9.1	0.0	1.9	0.0	2.7	5.2	3.8	0.0	1.4	0.0	2.3	
		T	1.4	7.8	3.3	7.4	4.5	3.3	4.2	3.1	2.0	1.9	0.0	3.2	
XXII	CODES FOR SPECIAL PURPOSES (U00-U49)	M	0.0	0.0	0.0	0.0	0.0	0.8	0.0	0.0	0.8	0.8	0.0	0.3	
		F	0.0	0.0	0.0	0.0	0.0	0.0	0.0	0.0	0.0	0.4	0.0	0.1	
		T	0.0	0.0	0.0	0.0	0.0	0.6	0.0	0.0	0.5	0.6	0.0	0.2	
ALL CAUSES		M	100.0	100.0	100.0	100.0	100.0	100.0	100.0	100.0	100.0	100.0	100.0	100.0	
	F	100.0	100.0	100.0	100.0	100.0	100.0	100.0	100.0	100.0	100.0	100.0	0.0	100.0	
	T	100.0	100.0	100.0	100.0	100.0	100.0	100.0	100.0	100.0	100.0	100.0	100.0	100.0	

TABLE 8.23: PERCENTAGE DISTRIBUTION OF MEDICALLY CERTIFIED DEATHS BY AGE, SEX AND MAJOR CAUSE GROUPS
(BASED UPON TENTH REVISION OF ICD) DURING 2020

NAGALAND

Major Group No.	CAUSE OF DEATH	Sex	AGE GROUPS											N.S.	TOTAL
			<1	1-4	5-14	15-24	25-34	35-44	45-54	55-64	65-69	70+			
1	2	3	4	5	6	7	8	9	10	11	12	13	14	15	
I	CERTAIN INFECTIOUS AND PARASITIC DISEASES (A00-B99)	M	11.1	0.0	33.3	40.0	20.0	25.0	7.1	5.9	0.0	0.0	11.1	10.1	
		F	0.0	25.0	0.0	100.0	33.3	16.7	0.0	12.5	18.2	0.0	0.0	11.1	
		T	6.7	14.3	25.0	50.0	25.0	22.2	3.8	8.0	6.1	0.0	8.3	10.5	
II	NEOPLASMS (C00-D48)	M	0.0	0.0	0.0	20.0	20.0	8.3	21.4	11.8	9.1	7.1	11.1	10.1	
		F	0.0	0.0	0.0	0.0	0.0	16.7	16.7	12.5	9.1	8.3	0.0	8.3	
		T	0.0	0.0	0.0	16.7	12.5	11.1	19.2	12.0	9.1	7.7	8.3	9.4	
III	DISEASES OF BLOOD & BLOOD FORMING ORGANS & CERTAIN DISORDERS INVOLVING THE IMMUNE MECHANISM (D50-D89)	M	0.0	16.7	16.7	20.0	20.0	16.7	0.0	0.0	4.5	0.0	11.1	6.7	
		F	0.0	12.5	50.0	0.0	0.0	16.7	8.3	0.0	0.0	0.0	0.0	5.6	
		T	0.0	14.3	25.0	16.7	12.5	16.7	3.8	0.0	3.0	0.0	8.3	6.3	
IV	ENDOCRINE, NUTRITIONAL AND METABOLIC DISEASES (E00-E89)	M	0.0	0.0	0.0	0.0	0.0	0.0	14.3	11.8	13.6	7.1	11.1	7.6	
		F	0.0	0.0	0.0	0.0	0.0	0.0	0.0	16.7	12.5	9.1	0.0	33.3	
		T	0.0	0.0	0.0	0.0	0.0	0.0	15.4	12.0	12.1	3.8	16.7	7.3	
V	MENTAL AND BEHAVIOURAL DISORDERS (F01-F99)	M	0.0	0.0	0.0	0.0	0.0	0.0	0.0	0.0	0.0	0.0	0.0	0.0	
		F	0.0	0.0	0.0	0.0	0.0	0.0	0.0	0.0	0.0	0.0	0.0	0.0	
		T	0.0	0.0	0.0	0.0	0.0	0.0	0.0	0.0	0.0	0.0	0.0	0.0	
VI	DISEASES OF THE NERVOUS SYSTEM (G00-G98)	M	0.0	0.0	16.7	0.0	20.0	0.0	7.1	17.6	18.2	14.3	22.2	11.8	
		F	0.0	0.0	0.0	0.0	33.3	0.0	8.3	0.0	27.3	33.3	0.0	12.5	
		T	0.0	0.0	12.5	0.0	25.0	0.0	7.7	12.0	21.2	23.1	16.7	12.0	
VII	DISEASES OF THE EYE AND ADNEXA (H00-H59)	M	0.0	0.0	0.0	0.0	0.0	0.0	0.0	0.0	0.0	0.0	0.0	0.0	
		F	0.0	0.0	0.0	0.0	0.0	0.0	0.0	0.0	0.0	0.0	0.0	0.0	
		T	0.0	0.0	0.0	0.0	0.0	0.0	0.0	0.0	0.0	0.0	0.0	0.0	
VIII	DISEASES OF THE EAR AND MASTOID PROCESS (H60-H95)	M	0.0	0.0	0.0	0.0	0.0	0.0	0.0	0.0	0.0	0.0	0.0	0.0	
		F	0.0	0.0	0.0	0.0	0.0	0.0	0.0	0.0	0.0	0.0	0.0	0.0	
		T	0.0	0.0	0.0	0.0	0.0	0.0	0.0	0.0	0.0	0.0	0.0	0.0	
IX	DISEASES OF THE CIRCULATORY SYSTEM (I00-I99)	M	0.0	16.7	16.7	0.0	0.0	16.7	21.4	11.8	27.3	14.3	11.1	15.1	
		F	0.0	12.5	0.0	0.0	0.0	0.0	8.3	37.5	9.1	25.0	66.7	15.3	
		T	0.0	14.3	12.5	0.0	0.0	11.1	15.4	20.0	21.2	19.2	25.0	15.2	
X	DISEASES OF THE RESPIRATORY SYSTEM (J00-J98)	M	55.6	33.3	0.0	0.0	0.0	0.0	0.0	0.0	4.5	14.3	11.1	9.2	
		F	50.0	37.5	0.0	0.0	0.0	0.0	0.0	0.0	0.0	16.7	0.0	11.1	
		T	53.3	35.7	0.0	0.0	0.0	0.0	0.0	0.0	3.0	15.4	8.3	9.9	
XI	DISEASES OF THE DIGESTIVE SYSTEM (K00-K92)	M	0.0	0.0	0.0	20.0	20.0	16.7	7.1	17.6	4.5	0.0	0.0	7.6	
		F	0.0	0.0	0.0	0.0	33.3	16.7	16.7	0.0	18.2	0.0	0.0	8.3	
		T	0.0	0.0	0.0	16.7	25.0	16.7	11.5	12.0	9.1	0.0	0.0	7.9	
XII	DISEASES OF THE SKIN AND SUBCUTANEOUS TISSUE (L00-L98)	M	0.0	0.0	0.0	0.0	0.0	0.0	0.0	0.0	0.0	0.0	0.0	0.0	
		F	0.0	0.0	0.0	0.0	0.0	0.0	0.0	0.0	0.0	0.0	0.0	0.0	
		T	0.0	0.0	0.0	0.0	0.0	0.0	0.0	0.0	0.0	0.0	0.0	0.0	
XIII	DISEASES OF THE MUSCULOSKELETAL SYSTEM AND CONNECTIVE TISSUE (M00-M99)	M	0.0	0.0	0.0	0.0	0.0	0.0	0.0	0.0	0.0	0.0	0.0	0.0	
		F	0.0	0.0	0.0	0.0	0.0	0.0	0.0	0.0	0.0	0.0	0.0	0.0	
		T	0.0	0.0	0.0	0.0	0.0	0.0	0.0	0.0	0.0	0.0	0.0	0.0	
XIV	DISEASES OF THE GENITOURINARY SYSTEM (N00-N99)	M	0.0	0.0	0.0	0.0	0.0	0.0	7.1	17.6	4.5	14.3	0.0	5.9	
		F	0.0	0.0	0.0	0.0	0.0	16.7	8.3	25.0	0.0	0.0	0.0	5.6	
		T	0.0	0.0	0.0	0.0	0.0	5.6	7.7	20.0	3.0	7.7	0.0	5.8	
XV	PREGNANCY, CHILDBIRTH AND THE PUERPERIUM (O00-O99)	F	0.0	0.0	0.0	0.0	0.0	0.0	0.0	0.0	0.0	0.0	0.0	0.0	
		T	0.0	0.0	0.0	0.0	0.0	0.0	0.0	0.0	0.0	0.0	0.0	0.0	
XVI	CERTAIN CONDITIONS ORIGINATING IN THE PERINATAL PERIOD (P00-P96)	M	11.1	0.0	0.0	0.0	0.0	0.0	0.0	0.0	0.0	0.0	0.0	0.8	
		F	16.7	0.0	0.0	0.0	0.0	0.0	0.0	0.0	0.0	0.0	0.0	1.4	
		T	13.3	0.0	0.0	0.0	0.0	0.0	0.0	0.0	0.0	0.0	0.0	1.0	
XVII	CONGENITAL MALFORMATIONS, DEFORMATIONS AND CHROMOSOMAL ABNORMALITIES (Q00-Q99)	M	0.0	0.0	0.0	0.0	0.0	0.0	0.0	0.0	0.0	0.0	0.0	0.0	
		F	0.0	0.0	0.0	0.0	0.0	0.0	0.0	0.0	0.0	0.0	0.0	0.0	
		T	0.0	0.0	0.0	0.0	0.0	0.0	0.0	0.0	0.0	0.0	0.0	0.0	
XVIII	SYMPTOMS, SIGNS AND ABNORMAL CLINICAL AND LABORATORY FINDINGS N.E.C. (R00-R99)	M	0.0	0.0	0.0	0.0	0.0	0.0	0.0	0.0	0.0	0.0	0.0	0.0	
		F	0.0	0.0	0.0	0.0	0.0	0.0	0.0	0.0	0.0	0.0	0.0	0.0	
		T	0.0	0.0	0.0	0.0	0.0	0.0	0.0	0.0	0.0	0.0	0.0	0.0	
XIX	INJURY, POISONING AND CERTAIN OTHER CONSEQUENCES OF EXTERNAL CAUSES (S00-T98)	M	22.2	33.3	16.7	0.0	0.0	0.0	7.1	0.0	9.1	7.1	11.1	8.4	
		F	33.3	12.5	50.0	0.0	0.0	0.0	8.3	0.0	9.1	16.7	0.0	11.1	
		T	26.7	21.4	25.0	0.0	0.0	0.0	7.7	0.0	9.1	11.5	8.3	9.4	
XXII	CODES FOR SPECIAL PURPOSES (U00-U49)	M	0.0	0.0	0.0	0.0	0.0	16.7	7.1	5.9	4.5	21.4	0.0	6.7	
		F	0.0	0.0	0.0	0.0	0.0	16.7	8.3	0.0	0.0	0.0	0.0	2.8	
		T	0.0	0.0	0.0	0.0	0.0	16.7	7.7	4.0	3.0	11.5	0.0	5.2	
ALL CAUSES	M	100.0	100.0	100.0	100.0	100.0	100.0	100.0	100.0	100.0	100.0	100.0	100.0		
	F	100.0	100.0	100.0	100.0	100.0	100.0	100.0	100.0	100.0	100.0	100.0	100.0		
	T	100.0	100.0	100.0	100.0	100.0	100.0	100.0	100.0	100.0	100.0	100.0	100.0		

TABLE 8.24: PERCENTAGE DISTRIBUTION OF MEDICALLY CERTIFIED DEATHS BY AGE, SEX AND MAJOR CAUSE GROUPS (BASED UPON TENTH REVISION OF ICD) DURING 2020

ODISHA

Major Group No.	CAUSE OF DEATH	Sex	AGE GROUPS											N.S.	TOTAL
			<1	1-4	5-14	15-24	25-34	35-44	45-54	55-64	65-69	70+			
1	2	3	4	5	6	7	8	9	10	11	12	13	14	15	
I	CERTAIN INFECTIOUS AND PARASITIC DISEASES (A00-B99)	M	0.0	17.1	13.0	10.6	9.4	8.7	7.4	6.3	5.5	5.3	0.0	6.3	
		F	0.0	12.1	12.9	10.7	9.5	8.9	7.3	6.5	7.2	5.6	0.0	6.6	
		T	0.0	15.0	12.9	10.7	9.4	8.8	7.3	6.4	6.1	5.4	0.0	6.4	
II	NEOPLASMS (C00-D48)	M	0.0	4.5	8.2	4.2	3.4	3.5	3.8	3.5	3.2	2.3	0.0	3.0	
		F	0.1	3.4	6.1	4.0	4.3	7.9	7.5	5.0	3.7	2.5	0.0	4.3	
		T	0.0	4.0	7.3	4.1	3.8	5.0	5.0	4.0	3.4	2.4	0.0	3.5	
III	DISEASES OF BLOOD & BLOOD FORMING ORGANS & CERTAIN DISORDERS INVOLVING THE IMMUNE MECHANISM (D50-D89)	M	0.0	8.5	10.5	8.9	3.5	2.8	2.4	1.5	1.2	1.5	0.0	2.2	
		F	0.0	6.7	14.7	11.4	9.6	5.5	3.6	3.0	2.8	2.2	0.0	4.2	
		T	0.0	7.7	12.5	10.2	5.9	3.8	2.8	2.0	1.7	1.8	0.0	2.9	
IV	ENDOCRINE, NUTRITIONAL AND METABOLIC DISEASES (E00-E89)	M	0.0	2.3	2.3	2.2	2.8	4.7	5.4	6.6	7.3	6.5	0.0	4.9	
		F	0.0	2.2	3.1	1.9	3.4	4.4	6.0	7.1	7.7	6.6	0.0	4.8	
		T	0.0	2.3	2.6	2.0	3.0	4.6	5.6	6.7	7.4	6.5	0.0	4.9	
V	MENTAL AND BEHAVIOURAL DISORDERS (F01-F99)	M	0.0	0.8	0.4	1.9	1.4	1.9	1.8	1.5	1.2	0.8	0.0	1.2	
		F	0.0	1.1	0.8	1.9	1.5	2.1	1.3	1.1	0.6	0.6	0.0	1.0	
		T	0.0	1.0	0.6	1.9	1.5	2.0	1.6	1.4	1.0	0.7	0.0	1.2	
VI	DISEASES OF THE NERVOUS SYSTEM (G00-G98)	M	0.0	14.0	14.0	4.9	3.9	3.9	2.7	2.4	2.1	2.4	0.0	2.8	
		F	0.0	14.6	11.7	4.3	2.7	2.9	3.3	2.7	1.9	2.5	0.0	2.9	
		T	0.0	14.3	12.9	4.6	3.4	3.6	2.9	2.5	2.1	2.5	0.0	2.8	
VII	DISEASES OF THE EYE AND ADNEXA (H00-H59)	M	0.0	0.2	0.2	0.0	0.0	0.0	0.0	0.0	0.0	0.0	0.0	0.0	
		F	0.0	0.0	0.0	0.0	0.0	0.0	0.0	0.0	0.0	0.0	0.0	0.0	
		T	0.0	0.1	0.1	0.0	0.0	0.0	0.0	0.0	0.0	0.0	0.0	0.0	
VIII	DISEASES OF THE EAR AND MASTOID PROCESS (H60-H95)	M	0.0	0.0	0.0	0.0	0.0	0.0	0.0	0.0	0.0	0.0	0.0	0.0	
		F	0.0	0.0	0.0	0.0	0.0	0.1	0.0	0.0	0.0	0.0	0.0	0.0	
		T	0.0	0.0	0.0	0.0	0.0	0.0	0.0	0.0	0.0	0.0	0.0	0.0	
IX	DISEASES OF THE CIRCULATORY SYSTEM (I00-I99)	M	0.0	8.0	8.6	8.3	12.4	15.7	22.6	26.3	31.6	32.4	0.0	20.8	
		F	0.0	8.7	9.2	9.1	12.4	18.8	25.2	30.8	34.2	39.4	0.0	22.4	
		T	0.0	8.3	8.9	8.8	12.4	16.8	23.5	27.9	32.5	34.8	0.0	21.4	
X	DISEASES OF THE RESPIRATORY SYSTEM (J00-J98)	M	0.0	15.5	9.6	8.4	9.8	11.3	13.9	15.5	17.1	20.0	0.0	13.1	
		F	0.0	17.7	10.6	7.4	8.5	11.3	12.2	13.5	13.9	15.7	0.0	10.8	
		T	0.0	16.4	10.1	7.9	9.3	11.3	13.3	14.8	16.0	18.5	0.0	12.3	
XI	DISEASES OF THE DIGESTIVE SYSTEM (K00-K92)	M	0.0	4.1	4.6	5.0	9.8	11.8	8.3	5.4	3.2	3.2	0.0	5.5	
		F	0.0	4.5	2.5	2.4	2.7	4.1	4.2	3.2	2.7	2.7	0.0	2.8	
		T	0.0	4.3	3.6	3.7	6.9	9.1	6.9	4.6	3.1	3.0	0.0	4.5	
XII	DISEASES OF THE SKIN AND SUBCUTANEOUS TISSUE (L00-L98)	M	0.0	0.0	0.0	0.3	0.1	0.4	0.2	0.3	0.2	0.4	0.0	0.2	
		F	0.0	0.0	0.0	0.3	0.2	0.3	0.3	0.5	0.3	0.5	0.0	0.3	
		T	0.0	0.0	0.0	0.3	0.1	0.3	0.2	0.4	0.3	0.4	0.0	0.3	
XIII	DISEASES OF THE MUSCULOSKELETAL SYSTEM AND CONNECTIVE TISSUE (M00-M99)	M	0.0	0.0	0.2	0.2	0.2	0.2	0.1	0.1	0.1	0.1	0.0	0.1	
		F	0.0	0.0	0.8	1.0	0.9	0.9	0.1	0.2	0.1	0.1	0.0	0.3	
		T	0.0	0.0	0.5	0.6	0.5	0.4	0.1	0.2	0.1	0.1	0.0	0.2	
XIV	DISEASES OF THE GENITOURINARY SYSTEM (N00-N99)	M	0.0	1.2	3.9	4.9	7.4	10.1	9.8	10.8	9.2	7.8	0.0	7.9	
		F	0.0	3.4	4.7	4.1	5.9	8.1	7.8	7.9	8.2	6.0	0.0	5.9	
		T	0.0	2.1	4.2	4.5	6.8	9.4	9.1	9.8	8.9	7.2	0.0	7.1	
XV	PREGNANCY, CHILDBIRTH AND THE PUERPERIUM (O00-O99)	F	0.0	0.0	0.0	5.7	6.5	0.7	0.2	0.0	0.0	0.0	0.0	1.0	
		T	0.0	0.0	0.0	2.9	2.6	0.2	0.1	0.0	0.0	0.0	0.0	0.4	
XVI	CERTAIN CONDITIONS ORIGINATING IN THE PERINATAL PERIOD (P00-P96)	M	99.8	0.0	0.0	0.0	0.0	0.0	0.0	0.0	0.0	0.0	0.0	12.4	
		F	99.8	0.0	0.0	0.0	0.0	0.0	0.0	0.0	0.0	0.0	0.0	14.1	
		T	99.8	0.0	0.0	0.0	0.0	0.0	0.0	0.0	0.0	0.0	0.0	13.0	
XVII	CONGENITAL MALFORMATIONS, DEFORMATIONS AND CHROMOSOMAL ABNORMALITIES (Q00-Q99)	M	0.0	2.5	1.1	0.3	0.2	0.1	0.3	0.2	0.3	0.7	0.0	0.3	
		F	0.0	3.9	0.8	0.3	0.2	0.1	0.3	0.3	0.4	0.4	0.0	0.3	
		T	0.0	3.1	0.9	0.3	0.2	0.1	0.3	0.2	0.3	0.6	0.0	0.3	
XVIII	SYMPTOMS, SIGNS AND ABNORMAL CLINICAL AND LABORATORY FINDINGS N.E.C. (R00-R99)	M	0.2	15.5	14.9	24.2	20.9	14.8	13.1	11.7	10.8	10.7	0.0	11.8	
		F	0.2	14.3	13.1	18.5	17.5	14.4	13.4	11.2	11.5	11.1	0.0	11.4	
		T	0.2	15.0	14.1	21.3	19.5	14.6	13.2	11.5	11.1	10.8	0.0	11.6	
XIX	INJURY, POISONING AND CERTAIN OTHER CONSEQUENCES OF EXTERNAL CAUSES (S00-T98)	M	0.0	5.6	8.2	14.7	12.9	7.3	4.8	3.9	2.7	2.0	0.0	4.6	
		F	0.0	7.0	8.6	16.2	12.8	8.1	5.1	4.3	2.5	2.4	0.0	5.3	
		T	0.0	6.2	8.4	15.5	12.9	7.6	4.9	4.1	2.6	2.1	0.0	4.9	
XXII	CODES FOR SPECIAL PURPOSES (U00-U49)	M	0.0	0.2	0.5	0.9	1.9	2.8	3.4	3.9	4.0	3.9	0.0	2.9	
		F	0.0	0.3	0.4	0.8	1.5	1.4	2.1	2.7	2.3	1.8	0.0	1.6	
		T	0.0	0.2	0.5	0.8	1.7	2.3	3.0	3.5	3.4	3.2	0.0	2.4	
ALL CAUSES		M	100.0	100.0	100.0	100.0	100.0	100.0	100.0	100.0	100.0	100.0	0.0	100.0	
	F	100.0	100.0	100.0	100.0	100.0	100.0	100.0	100.0	100.0	100.0	100.0	0.0	100.0	
	T	100.0	100.0	100.0	100.0	100.0	100.0	100.0	100.0	100.0	100.0	100.0	0.0	100.0	

TABLE 8.25: PERCENTAGE DISTRIBUTION OF MEDICALLY CERTIFIED DEATHS BY AGE, SEX AND MAJOR CAUSE GROUPS
(BASED UPON TENTH REVISION OF ICD) DURING 2020

PUDUCHERRY

Major Group No.	CAUSE OF DEATH	Sex	AGE GROUPS											N.S.	TOTAL
			<1	1-4	5-14	15-24	25-34	35-44	45-54	55-64	65-69	70+			
1	2	3	4	5	6	7	8	9	10	11	12	13	14	15	
I	CERTAIN INFECTIOUS AND PARASITIC DISEASES (A00-B99)	M	3.8	13.0	20.9	14.7	21.4	16.4	18.6	15.8	10.7	8.0	0.0	13.3	
		F	5.5	31.6	17.1	26.4	26.5	19.8	17.7	12.4	7.5	4.1	0.0	9.9	
		T	4.6	21.4	19.2	19.8	23.1	17.4	18.4	14.6	9.4	6.2	0.0	12.0	
II	NEOPLASMS (C00-D48)	M	0.0	4.3	7.0	6.3	9.4	5.7	3.5	5.2	3.9	1.2	0.0	3.7	
		F	0.0	0.0	0.0	5.5	3.3	7.0	9.8	6.4	3.5	1.2	0.0	3.7	
		T	0.0	2.4	3.8	5.9	7.3	6.1	5.2	5.6	3.7	1.2	0.0	3.7	
III	DISEASES OF BLOOD & BLOOD FORMING ORGANS & CERTAIN DISORDERS INVOLVING THE IMMUNE MECHANISM (D50-D89)	M	0.0	0.0	0.0	1.4	0.0	0.3	0.1	0.9	0.3	0.1	0.0	0.3	
		F	0.0	0.0	5.7	0.0	2.6	0.4	1.0	1.6	0.4	0.1	0.0	0.7	
		T	0.0	0.0	2.6	0.8	0.9	0.4	0.3	1.1	0.4	0.1	0.0	0.4	
IV	ENDOCRINE, NUTRITIONAL AND METABOLIC DISEASES (E00-E89)	M	1.0	8.7	2.3	0.7	4.0	3.2	4.9	6.0	4.6	2.0	0.0	3.8	
		F	1.2	5.3	8.6	0.9	2.0	13.7	4.9	6.6	5.9	3.4	0.0	4.8	
		T	1.1	7.1	5.1	0.8	3.3	6.1	4.9	6.2	5.2	2.7	0.0	4.2	
V	MENTAL AND BEHAVIOURAL DISORDERS (F01-F99)	M	0.0	0.0	9.3	0.7	0.0	0.3	0.2	0.6	0.0	0.1	0.0	0.3	
		F	0.0	0.0	0.0	0.0	0.7	0.0	0.0	0.0	0.0	0.0	0.0	0.0	
		T	0.0	0.0	5.1	0.4	0.2	0.2	0.1	0.4	0.0	0.0	0.0	0.2	
VI	DISEASES OF THE NERVOUS SYSTEM (G00-G98)	M	0.0	4.3	4.7	0.0	1.7	0.7	0.3	0.1	0.6	0.3	0.0	0.4	
		F	0.0	5.3	5.7	0.9	0.7	0.9	0.5	0.4	0.4	0.2	0.0	0.5	
		T	0.0	4.8	5.1	0.4	1.3	0.7	0.3	0.2	0.5	0.2	0.0	0.4	
VII	DISEASES OF THE EYE AND ADNEXA (H00-H59)	M	0.0	0.0	0.0	0.0	0.0	0.0	0.0	0.0	0.0	0.0	0.0	0.0	
		F	0.0	0.0	0.0	0.0	0.0	0.0	0.0	0.0	0.0	0.0	0.0	0.0	
		T	0.0	0.0	0.0	0.0	0.0	0.0	0.0	0.0	0.0	0.0	0.0	0.0	
VIII	DISEASES OF THE EAR AND MASTOID PROCESS (H60-H95)	M	0.0	0.0	0.0	0.0	0.0	0.0	0.0	0.0	0.0	0.0	0.0	0.0	
		F	0.0	0.0	0.0	0.0	0.0	0.0	0.0	0.0	0.0	0.0	0.0	0.0	
		T	0.0	0.0	0.0	0.0	0.0	0.0	0.0	0.0	0.0	0.0	0.0	0.0	
IX	DISEASES OF THE CIRCULATORY SYSTEM (I00-I99)	M	3.4	8.7	11.6	25.9	18.4	13.6	27.2	28.6	35.8	26.0	0.0	25.3	
		F	2.5	10.5	11.4	10.0	19.2	18.9	29.8	31.3	18.9	30.9	0.0	26.3	
		T	3.0	9.5	11.5	19.0	18.7	15.0	27.9	29.5	29.0	28.3	0.0	25.7	
X	DISEASES OF THE RESPIRATORY SYSTEM (J00-J98)	M	1.4	13.0	11.6	4.2	5.4	5.2	4.6	5.2	8.2	7.4	0.0	6.0	
		F	1.2	10.5	5.7	6.4	6.6	5.7	4.1	7.4	3.7	4.0	0.0	4.8	
		T	1.3	11.9	9.0	5.1	5.8	5.3	4.5	5.9	6.4	5.8	0.0	5.5	
XI	DISEASES OF THE DIGESTIVE SYSTEM (K00-K92)	M	1.4	0.0	2.3	3.5	4.3	21.4	5.8	2.6	1.3	3.0	0.0	5.0	
		F	1.2	10.5	5.7	3.6	2.6	1.8	1.3	1.0	0.4	0.3	0.0	0.9	
		T	1.3	4.8	3.8	3.6	3.8	16.0	4.5	2.0	1.0	1.7	0.0	3.4	
XII	DISEASES OF THE SKIN AND SUBCUTANEOUS TISSUE (L00-L98)	M	0.0	0.0	0.0	0.0	0.3	0.0	0.0	0.0	0.0	0.0	0.0	0.0	
		F	0.0	0.0	0.0	0.0	0.0	0.0	0.0	0.0	0.0	0.0	0.0	0.0	
		T	0.0	0.0	0.0	0.0	0.2	0.0	0.0	0.0	0.0	0.0	0.0	0.0	
XIII	DISEASES OF THE MUSCULOSKELETAL SYSTEM AND CONNECTIVE TISSUE (M00-M99)	M	0.0	4.3	2.3	0.0	0.0	0.2	0.0	0.2	0.0	0.1	0.0	0.1	
		F	0.0	0.0	0.0	0.0	0.7	0.0	0.0	0.0	0.0	0.1	0.0	0.1	
		T	0.0	2.4	1.3	0.0	0.2	0.1	0.0	0.1	0.0	0.1	0.0	0.1	
XIV	DISEASES OF THE GENITOURINARY SYSTEM (N00-N99)	M	0.5	4.3	7.0	7.7	5.0	6.0	12.3	5.9	5.1	2.7	0.0	5.7	
		F	0.6	5.3	8.6	4.5	9.9	6.2	7.5	5.4	20.8	8.8	0.0	8.9	
		T	0.5	4.8	7.7	6.3	6.7	6.1	11.0	5.7	11.5	5.6	0.0	6.9	
XV	PREGNANCY, CHILDBIRTH AND THE PUERPERIUM (O00-O99)	F	0.0	0.0	0.0	1.8	2.6	0.0	2.3	0.0	0.0	0.0	0.0	0.4	
		T	0.0	0.0	0.0	0.8	0.9	0.0	0.6	0.0	0.0	0.0	0.0	0.1	
XVI	CERTAIN CONDITIONS ORIGINATING IN THE PERINATAL PERIOD (P00-P96)	M	75.5	0.0	0.0	0.0	0.0	0.0	0.0	0.0	0.0	0.0	0.0	2.5	
		F	75.5	0.0	0.0	0.0	0.0	0.0	0.0	0.0	0.0	0.0	0.0	3.1	
		T	75.5	0.0	0.0	0.0	0.0	0.0	0.0	0.0	0.0	0.0	0.0	2.7	
XVII	CONGENITAL MALFORMATIONS, DEFORMATIONS AND CHROMOSOMAL ABNORMALITIES (Q00-Q99)	M	9.6	0.0	0.0	0.0	0.0	0.0	0.1	0.0	0.0	0.0	0.0	0.3	
		F	6.7	5.3	2.9	0.0	0.0	0.4	0.0	0.0	0.0	0.0	0.0	0.4	
		T	8.4	2.4	1.3	0.0	0.0	0.1	0.1	0.0	0.0	0.0	0.0	0.3	
XVIII	SYMPTOMS, SIGNS AND ABNORMAL CLINICAL AND LABORATORY FINDINGS N.E.C. (R00-R99)	M	2.4	17.4	14.0	11.9	6.7	10.2	6.3	12.0	16.3	37.4	0.0	18.6	
		F	4.9	5.3	8.6	8.2	4.6	5.3	6.2	12.7	21.7	41.6	0.0	24.5	
		T	3.5	11.9	11.5	10.3	6.0	8.9	6.3	12.2	18.5	39.4	0.0	20.9	
XIX	INJURY, POISONING AND CERTAIN OTHER CONSEQUENCES OF EXTERNAL CAUSES (S00-T98)	M	0.5	21.7	7.0	23.1	18.4	12.1	8.4	4.1	2.5	2.9	0.0	6.1	
		F	0.6	10.5	20.0	30.9	15.9	13.2	5.4	2.5	1.5	0.7	0.0	3.9	
		T	0.5	16.7	12.8	26.5	17.6	12.4	7.6	3.5	2.1	1.8	0.0	5.3	
XXII	CODES FOR SPECIAL PURPOSES (U00-U49)	M	0.5	0.0	0.0	0.0	5.0	4.7	7.7	13.0	10.6	9.0	0.0	8.6	
		F	0.0	0.0	0.0	0.9	2.0	6.6	9.5	12.2	15.1	4.6	0.0	7.3	
		T	0.3	0.0	0.0	0.4	4.0	5.2	8.2	12.8	12.4	6.9	0.0	8.1	
ALL CAUSES	M	100.0	100.0	100.0	100.0	100.0	100.0	100.0	100.0	100.0	100.0	100.0	0.0	100.0	
	F	100.0	100.0	100.0	100.0	100.0	100.0	100.0	100.0	100.0	100.0	100.0	0.0	100.0	
	T	100.0	100.0	100.0	100.0	100.0	100.0	100.0	100.0	100.0	100.0	100.0	0.0	100.0	

TABLE 8.26: PERCENTAGE DISTRIBUTION OF MEDICALLY CERTIFIED DEATHS BY AGE, SEX AND MAJOR CAUSE GROUPS
(BASED UPON TENTH REVISION OF ICD) DURING 2020

PUNJAB

Major Group No.	CAUSE OF DEATH	Sex	AGE GROUPS											N.S.	TOTAL
			<1	1-4	5-14	15-24	25-34	35-44	45-54	55-64	65-69	70+			
1	2	3	4	5	6	7	8	9	10	11	12	13	14	15	
I	CERTAIN INFECTIOUS AND PARASITIC DISEASES (A00-B99)	M	26.2	61.4	42.0	16.5	15.6	11.7	8.7	8.5	11.1	9.0	4.9	11.2	
		F	29.4	47.2	35.5	25.4	11.0	9.8	8.7	5.7	7.7	7.2	4.9	9.4	
		T	27.6	56.3	39.1	20.9	13.6	11.0	8.7	7.3	9.7	8.3	4.9	10.4	
II	NEOPLASMS (C00-D48)	M	0.1	0.0	2.8	3.3	1.5	9.7	5.3	3.7	3.3	4.5	0.9	4.3	
		F	0.3	2.2	1.8	3.4	2.6	6.3	6.2	3.4	2.5	2.9	0.0	3.6	
		T	0.2	0.8	2.4	3.3	1.9	8.3	5.7	3.6	3.0	3.9	0.6	4.0	
III	DISEASES OF BLOOD & BLOOD FORMING ORGANS & CERTAIN DISORDERS INVOLVING THE IMMUNE MECHANISM (D50-D89)	M	0.1	3.8	3.5	0.4	0.6	0.1	1.0	0.7	1.4	0.2	1.3	0.8	
		F	0.0	3.4	4.5	0.9	0.4	0.4	0.3	0.2	0.1	0.2	1.6	0.3	
		T	0.1	3.6	4.0	0.7	0.5	0.3	0.7	0.5	0.8	0.2	1.4	0.6	
IV	ENDOCRINE, NUTRITIONAL AND METABOLIC DISEASES (E00-E89)	M	0.4	2.5	2.1	1.1	2.0	1.7	10.3	9.5	7.8	4.9	10.2	6.9	
		F	0.3	1.1	3.6	1.6	0.8	2.6	6.6	9.2	8.6	6.7	16.3	6.7	
		T	0.3	2.0	2.8	1.3	1.5	2.1	8.8	9.4	8.1	5.6	12.3	6.8	
V	MENTAL AND BEHAVIOURAL DISORDERS (F01-F99)	M	0.0	0.0	0.0	0.7	0.1	0.0	0.1	0.0	0.0	0.1	0.0	0.1	
		F	0.0	0.0	0.9	0.0	0.0	0.1	0.0	0.1	0.1	0.0	0.0	0.0	
		T	0.0	0.0	0.4	0.3	0.0	0.0	0.1	0.0	0.0	0.1	0.0	0.1	
VI	DISEASES OF THE NERVOUS SYSTEM (G00-G98)	M	0.2	0.6	2.8	6.4	13.9	9.7	8.7	5.0	10.7	1.9	0.4	7.2	
		F	0.2	3.4	0.9	2.0	6.2	4.7	4.9	5.1	9.1	1.5	0.0	5.1	
		T	0.2	1.6	2.0	4.2	10.6	7.8	7.2	5.0	10.0	1.7	0.3	6.3	
VII	DISEASES OF THE EYE AND ADNEXA (H00-H59)	M	0.0	0.0	0.0	0.0	0.0	0.0	0.0	0.0	0.0	0.0	0.4	0.0	
		F	0.0	0.0	0.0	0.0	0.0	0.0	0.0	0.0	0.0	0.0	0.0	0.0	
		T	0.0	0.0	0.0	0.0	0.0	0.0	0.0	0.0	0.0	0.0	0.0	0.3	
VIII	DISEASES OF THE EAR AND MASTOID PROCESS (H60-H95)	M	0.0	0.0	0.0	0.0	0.0	0.0	0.0	0.0	0.0	0.0	0.0	0.0	
		F	0.0	0.0	0.0	0.0	0.0	0.0	0.0	0.0	0.0	0.0	0.0	0.0	
		T	0.0	0.0	0.0	0.0	0.0	0.0	0.0	0.0	0.0	0.0	0.0	0.0	
IX	DISEASES OF THE CIRCULATORY SYSTEM (I00-I99)	M	1.7	5.1	7.7	26.2	26.5	24.5	29.6	34.8	38.4	39.0	27.0	32.2	
		F	1.4	9.0	6.4	11.8	31.7	32.8	37.1	45.7	51.2	54.0	39.8	41.8	
		T	1.6	6.5	7.1	19.1	28.8	27.7	32.5	39.4	43.8	45.2	31.5	36.2	
X	DISEASES OF THE RESPIRATORY SYSTEM (J00-J98)	M	6.2	16.5	20.3	10.1	9.1	7.0	4.5	4.3	4.2	5.4	31.0	5.6	
		F	8.0	15.7	22.7	10.7	6.6	9.4	8.5	6.8	4.2	5.9	12.2	6.9	
		T	7.0	16.2	21.3	10.4	8.0	7.9	6.1	5.4	4.2	5.6	24.4	6.1	
XI	DISEASES OF THE DIGESTIVE SYSTEM (K00-K92)	M	0.9	0.6	7.0	10.1	12.0	8.4	6.0	4.8	3.7	4.1	6.6	5.3	
		F	0.9	1.1	5.5	5.0	3.3	4.3	4.1	1.9	2.1	2.1	4.9	2.7	
		T	0.9	0.8	6.3	7.6	8.2	6.8	5.3	3.6	3.0	3.3	6.0	4.2	
XII	DISEASES OF THE SKIN AND SUBCUTANEOUS TISSUE (L00-L98)	M	0.0	0.0	0.7	0.0	0.0	0.0	0.0	0.0	0.0	0.1	0.0	0.0	
		F	0.0	0.0	0.0	0.0	0.2	0.0	0.0	0.0	0.0	0.0	0.0	0.0	
		T	0.0	0.0	0.4	0.0	0.1	0.0	0.0	0.0	0.0	0.0	0.0	0.0	
XIII	DISEASES OF THE MUSCULOSKELETAL SYSTEM AND CONNECTIVE TISSUE (M00-M99)	M	0.0	0.0	0.0	0.0	0.1	0.0	0.0	0.0	0.0	0.0	0.0	0.0	
		F	0.0	0.0	0.0	0.0	0.2	0.1	0.1	0.0	0.0	0.0	0.0	0.0	
		T	0.0	0.0	0.0	0.0	0.1	0.1	0.0	0.0	0.0	0.0	0.0	0.0	
XIV	DISEASES OF THE GENITOURINARY SYSTEM (N00-N99)	M	0.0	1.3	2.1	2.6	1.3	1.7	1.7	1.9	1.9	7.7	7.1	2.7	
		F	1.1	0.0	0.0	3.2	2.1	0.9	1.6	1.8	1.7	3.2	8.9	1.9	
		T	0.5	0.8	1.2	2.9	1.6	1.4	1.6	1.9	1.8	5.9	7.7	2.4	
XV	PREGNANCY, CHILDBIRTH AND THE PUERPERIUM (O00-O99)	F	0.0	0.0	0.0	23.1	23.3	5.3	0.0	0.0	0.0	0.0	0.0	2.3	
		T	0.0	0.0	0.0	11.4	10.1	2.1	0.0	0.0	0.0	0.0	0.0	1.0	
XVI	CERTAIN CONDITIONS ORIGINATING IN THE PERINATAL PERIOD (P00-P96)	M	60.2	0.0	0.0	0.0	0.0	0.0	0.0	0.0	0.0	0.0	0.0	2.1	
		F	55.4	0.0	0.0	0.0	0.0	0.0	0.0	0.0	0.0	0.0	0.0	2.2	
		T	58.0	0.0	0.0	0.0	0.0	0.0	0.0	0.0	0.0	0.0	0.0	2.2	
XVII	CONGENITAL MALFORMATIONS, DEFORMATIONS AND CHROMOSOMAL ABNORMALITIES (Q00-Q99)	M	1.2	0.0	0.0	0.0	0.0	0.1	0.1	0.1	0.1	0.1	0.0	0.1	
		F	0.8	1.1	0.0	0.2	0.2	0.0	0.0	0.1	0.0	0.1	0.0	0.1	
		T	1.0	0.4	0.0	0.1	0.1	0.1	0.0	0.1	0.0	0.1	0.0	0.1	
XVIII	SYMPTOMS, SIGNS AND ABNORMAL CLINICAL AND LABORATORY FINDINGS N.E.C. (R00-R99)	M	2.1	5.7	3.5	1.5	4.1	6.9	9.9	7.3	1.7	3.8	3.1	5.4	
		F	2.3	12.4	8.2	2.9	4.8	10.8	8.3	3.7	1.5	2.3	4.1	4.4	
		T	2.2	8.1	5.5	2.2	4.4	8.4	9.2	5.8	1.6	3.2	3.4	5.0	
XIX	INJURY, POISONING AND CERTAIN OTHER CONSEQUENCES OF EXTERNAL CAUSES (S00-T98)	M	0.6	1.9	4.9	14.3	7.6	5.9	3.0	1.8	1.7	1.3	7.1	2.9	
		F	0.2	3.4	10.0	6.6	4.3	7.2	3.2	1.8	1.1	1.9	7.3	2.6	
		T	0.4	2.4	7.1	10.5	6.2	6.4	3.1	1.8	1.4	1.5	7.2	2.8	
XXII	CODES FOR SPECIAL PURPOSES (U00-U49)	M	0.0	0.6	0.7	6.8	5.8	12.4	11.3	17.5	14.0	17.8	0.0	13.4	
		F	0.0	0.0	0.0	3.2	2.2	5.3	10.4	14.5	10.3	11.9	0.0	9.9	
		T	0.0	0.4	0.4	5.0	4.3	9.6	10.9	16.2	12.5	15.3	0.0	11.9	
ALL CAUSES	M	100.0	100.0	100.0	100.0	100.0	100.0	100.0	100.0	100.0	100.0	100.0	100.0		
	F	100.0	100.0	100.0	100.0	100.0	100.0	100.0	100.0	100.0	100.0	100.0	100.0		
	T	100.0	100.0	100.0	100.0	100.0	100.0	100.0	100.0	100.0	100.0	100.0	100.0		

TABLE 8.27: PERCENTAGE DISTRIBUTION OF MEDICALLY CERTIFIED DEATHS BY AGE, SEX AND MAJOR CAUSE GROUPS (BASED UPON TENTH REVISION OF ICD) DURING 2020

RAJASTHAN

Major Group No.	CAUSE OF DEATH	Sex	AGE GROUPS											N.S.	TOTAL
			<1	1-4	5-14	15-24	25-34	35-44	45-54	55-64	65-69	70+			
1	2	3	4	5	6	7	8	9	10	11	12	13	14	15	
I	CERTAIN INFECTIOUS AND PARASITIC DISEASES (A00-B99)	M	3.5	19.4	19.8	11.8	12.1	11.8	10.2	6.6	6.7	5.5	0.0	7.9	
		F	3.9	18.6	20.4	13.5	15.5	14.2	9.4	7.1	6.5	5.7	0.0	8.3	
		T	3.7	19.0	20.1	12.6	13.3	12.5	10.0	6.8	6.6	5.6	0.0	8.1	
II	NEOPLASMS (C00-D48)	M	0.2	2.4	3.9	2.6	2.1	2.3	3.1	2.8	2.5	1.9	0.0	2.1	
		F	0.3	3.6	4.1	1.2	3.4	5.4	7.0	4.6	3.1	2.3	0.0	3.0	
		T	0.2	3.0	4.0	1.9	2.6	3.3	4.3	3.4	2.7	2.0	0.0	2.5	
III	DISEASES OF BLOOD & BLOOD FORMING ORGANS & CERTAIN DISORDERS INVOLVING THE IMMUNE MECHANISM (D50-D89)	M	0.4	4.5	2.8	1.4	0.7	0.8	0.6	0.7	0.7	0.5	0.0	0.7	
		F	0.5	3.6	3.1	2.5	2.5	1.9	1.3	1.0	1.1	0.7	0.0	1.2	
		T	0.4	4.1	3.0	1.9	1.4	1.2	0.8	0.8	0.8	0.6	0.0	0.9	
IV	ENDOCRINE, NUTRITIONAL AND METABOLIC DISEASES (E00-E89)	M	0.2	1.0	2.2	1.1	1.6	1.7	1.7	2.2	2.0	2.2	0.0	1.6	
		F	0.3	0.5	2.5	1.7	1.1	2.0	3.4	3.0	3.7	3.1	0.0	2.1	
		T	0.2	0.8	2.4	1.4	1.4	1.8	2.2	2.5	2.6	2.5	0.0	1.8	
V	MENTAL AND BEHAVIOURAL DISORDERS (F01-F99)	M	0.1	0.5	0.0	0.2	0.3	0.4	0.1	0.2	0.2	0.0	0.0	0.2	
		F	0.0	0.0	0.3	0.2	0.1	0.1	0.1	0.0	0.0	0.1	0.0	0.1	
		T	0.1	0.3	0.1	0.2	0.2	0.3	0.1	0.2	0.1	0.1	0.0	0.1	
VI	DISEASES OF THE NERVOUS SYSTEM (G00-G98)	M	1.1	12.9	9.8	2.4	1.8	1.4	1.0	1.1	0.9	1.1	0.0	1.5	
		F	1.2	12.2	10.9	2.1	1.8	1.4	1.1	1.3	1.2	0.8	0.0	1.6	
		T	1.1	12.6	10.3	2.3	1.8	1.4	1.1	1.1	1.0	1.0	0.0	1.5	
VII	DISEASES OF THE EYE AND ADNEXA (H00-H59)	M	0.1	0.0	0.0	0.0	0.1	0.0	0.0	0.0	0.0	0.0	0.0	0.0	
		F	0.0	0.0	0.0	0.1	0.0	0.0	0.0	0.0	0.1	0.0	0.0	0.0	
		T	0.0	0.0	0.0	0.0	0.0	0.0	0.0	0.0	0.1	0.0	0.0	0.0	
VIII	DISEASES OF THE EAR AND MASTOID PROCESS (H60-H95)	M	0.0	0.0	0.0	0.0	0.0	0.0	0.0	0.0	0.0	0.0	0.0	0.0	
		F	0.0	0.0	0.0	0.1	0.0	0.0	0.0	0.0	0.0	0.0	0.0	0.0	
		T	0.0	0.0	0.0	0.0	0.0	0.0	0.0	0.0	0.0	0.0	0.0	0.0	
IX	DISEASES OF THE CIRCULATORY SYSTEM (I00-I99)	M	1.2	6.3	11.5	11.5	13.0	17.1	21.1	23.6	25.7	25.6	0.0	17.6	
		F	0.8	8.4	8.4	10.3	14.3	16.9	21.7	25.5	28.5	30.1	0.0	17.1	
		T	1.0	7.2	10.2	10.9	13.5	17.1	21.3	24.2	26.7	27.3	0.0	17.4	
X	DISEASES OF THE RESPIRATORY SYSTEM (J00-J98)	M	5.4	18.0	14.7	14.7	17.1	21.3	26.8	31.7	33.0	34.6	0.0	23.8	
		F	4.8	18.4	14.0	14.2	16.5	18.7	22.9	27.4	27.6	28.6	0.0	19.0	
		T	5.1	18.1	14.4	14.4	16.9	20.5	25.6	30.3	31.2	32.4	0.0	22.1	
XI	DISEASES OF THE DIGESTIVE SYSTEM (K00-K92)	M	0.7	4.5	4.1	4.2	7.8	10.5	7.3	4.9	2.9	2.4	0.0	4.6	
		F	0.4	2.3	5.8	4.1	3.5	5.1	3.8	2.9	2.1	2.3	0.0	2.6	
		T	0.6	3.6	4.8	4.2	6.3	8.8	6.2	4.2	2.6	2.3	0.0	3.8	
XII	DISEASES OF THE SKIN AND SUBCUTANEOUS TISSUE (L00-L98)	M	0.1	0.0	0.2	0.3	0.2	0.2	0.2	0.2	0.3	0.3	0.0	0.2	
		F	0.1	0.0	0.0	0.8	0.8	0.2	0.2	0.2	0.3	0.4	0.0	0.3	
		T	0.1	0.0	0.1	0.5	0.4	0.2	0.2	0.2	0.3	0.3	0.0	0.2	
XIII	DISEASES OF THE MUSCULOSKELETAL SYSTEM AND CONNECTIVE TISSUE (M00-M99)	M	0.0	0.2	0.4	0.0	0.2	0.1	0.1	0.1	0.1	0.1	0.0	0.1	
		F	0.0	0.0	0.5	0.4	0.2	0.4	0.2	0.1	0.2	0.1	0.0	0.1	
		T	0.0	0.1	0.4	0.2	0.2	0.1	0.1	0.1	0.1	0.1	0.0	0.1	
XIV	DISEASES OF THE GENITOURINARY SYSTEM (N00-N99)	M	0.3	1.7	3.2	2.7	2.9	2.9	2.6	2.4	2.0	2.1	0.0	2.1	
		F	0.4	1.4	2.2	2.3	3.0	4.1	3.3	2.6	2.5	2.2	0.0	2.1	
		T	0.3	1.6	2.8	2.5	2.9	3.2	2.8	2.5	2.2	2.2	0.0	2.1	
XV	PREGNANCY, CHILDBIRTH AND THE PUERPERIUM (O00-O99)	F	0.0	0.0	0.0	11.9	7.3	0.8	0.4	0.0	0.0	0.0	0.0	1.4	
		T	0.0	0.0	0.0	5.5	2.6	0.3	0.1	0.0	0.0	0.0	0.0	0.5	
XVI	CERTAIN CONDITIONS ORIGINATING IN THE PERINATAL PERIOD (P00-P96)	M	80.2	0.0	0.0	0.0	0.0	0.0	0.0	0.0	0.0	0.0	0.0	13.9	
		F	82.2	0.0	0.0	0.0	0.0	0.0	0.0	0.0	0.0	0.0	0.0	19.7	
		T	81.1	0.0	0.0	0.0	0.0	0.0	0.0	0.0	0.0	0.0	0.0	16.0	
XVII	CONGENITAL MALFORMATIONS, DEFORMATIONS AND CHROMOSOMAL ABNORMALITIES (Q00-Q99)	M	3.5	3.0	1.3	0.4	0.3	0.3	0.2	0.2	0.2	0.1	0.0	0.8	
		F	2.5	2.0	1.2	0.4	0.3	0.4	0.3	0.2	0.1	0.2	0.0	0.8	
		T	3.0	2.6	1.3	0.4	0.3	0.3	0.2	0.2	0.1	0.2	0.0	0.8	
XVIII	SYMPTOMS, SIGNS AND ABNORMAL CLINICAL AND LABORATORY FINDINGS N.E.C. (R00-R99)	M	2.3	11.3	10.9	14.0	12.0	10.3	10.6	9.4	8.8	9.0	0.0	8.8	
		F	2.2	14.3	17.9	12.5	14.0	13.5	13.2	12.3	10.8	12.2	0.0	10.2	
		T	2.3	12.6	13.9	13.3	12.7	11.3	11.4	10.3	9.5	10.2	0.0	9.3	
XIX	INJURY, POISONING AND CERTAIN OTHER CONSEQUENCES OF EXTERNAL CAUSES (S00-T98)	M	0.5	14.0	14.7	30.6	25.7	14.8	8.7	4.7	3.4	2.4	0.0	8.0	
		F	0.4	14.7	8.3	20.2	14.0	10.5	6.0	3.6	2.9	2.4	0.0	5.4	
		T	0.5	14.3	11.9	25.8	21.5	13.5	7.9	4.4	3.2	2.4	0.0	7.0	
XXII	CODES FOR SPECIAL PURPOSES (U00-U49)	M	0.1	0.2	0.5	2.2	2.2	4.1	5.7	9.2	10.5	12.1	0.0	6.2	
		F	0.0	0.0	0.3	1.6	1.7	4.2	5.7	8.2	9.4	8.8	0.0	4.7	
		T	0.1	0.1	0.4	1.9	2.0	4.1	5.7	8.8	10.2	10.9	0.0	5.6	
ALL CAUSES		M	100.0	100.0	100.0	100.0	100.0	100.0	100.0	100.0	100.0	100.0	0.0	100.0	
		F	100.0	100.0	100.0	100.0	100.0	100.0	100.0	100.0	100.0	100.0	0.0	100.0	
		T	100.0	100.0	100.0	100.0	100.0	100.0	100.0	100.0	100.0	100.0	0.0	100.0	

TABLE 8.28: PERCENTAGE DISTRIBUTION OF MEDICALLY CERTIFIED DEATHS BY AGE, SEX AND MAJOR CAUSE GROUPS (BASED UPON TENTH REVISION OF ICD) DURING 2020

SIKKIM

Major Group No.	CAUSE OF DEATH	Sex	AGE GROUPS											N.S.	TOTAL
			<1	1-4	5-14	15-24	25-34	35-44	45-54	55-64	65-69	70+			
1	2	3	4	5	6	7	8	9	10	11	12	13	14	15	
I	CERTAIN INFECTIOUS AND PARASITIC DISEASES (A00-B99)	M	7.3	10.0	9.1	23.3	17.4	6.8	9.3	8.6	6.3	6.9	0.0	9.0	
		F	12.1	0.0	0.0	2.9	13.7	18.7	9.2	2.6	4.3	5.5	0.0	8.4	
		T	9.7	10.0	7.7	12.5	16.1	11.6	9.3	6.2	5.5	6.4	0.0	8.7	
II	NEOPLASMS (C00-D48)	M	0.0	0.0	9.1	0.0	1.2	2.3	7.8	8.6	13.8	9.1	10.0	6.7	
		F	0.0	0.0	0.0	2.9	5.9	3.3	12.2	17.5	19.1	6.2	16.7	9.0	
		T	0.0	0.0	7.7	1.6	2.9	2.7	9.3	12.3	15.7	8.0	12.5	7.6	
III	DISEASES OF BLOOD & BLOOD FORMING ORGANS & CERTAIN DISORDERS INVOLVING THE IMMUNE MECHANISM (D50-D89)	M	0.0	0.0	18.2	0.0	1.2	0.0	1.0	0.0	0.0	0.9	0.0	0.7	
		F	0.0	0.0	0.0	5.9	3.9	4.4	1.0	0.9	2.1	0.7	0.0	1.9	
		T	0.0	0.0	15.4	3.1	2.2	1.8	1.0	0.4	0.8	0.8	0.0	1.2	
IV	ENDOCRINE, NUTRITIONAL AND METABOLIC DISEASES (E00-E89)	M	3.6	0.0	0.0	0.0	1.2	6.0	6.7	9.3	6.3	7.8	0.0	6.2	
		F	0.0	0.0	0.0	2.9	7.8	6.6	7.1	8.8	19.1	12.4	33.3	8.8	
		T	1.8	0.0	0.0	1.6	3.6	6.3	6.9	9.1	11.0	9.5	12.5	7.2	
V	MENTAL AND BEHAVIOURAL DISORDERS (F01-F99)	M	0.0	0.0	0.0	3.3	0.0	2.3	1.0	0.6	0.0	0.0	0.0	0.7	
		F	0.0	0.0	0.0	0.0	2.0	0.0	0.0	0.0	0.0	0.0	0.0	0.2	
		T	0.0	0.0	0.0	1.6	0.7	1.3	0.7	0.4	0.0	0.0	0.0	0.5	
VI	DISEASES OF THE NERVOUS SYSTEM (G00-G98)	M	9.1	40.0	18.2	3.3	2.3	1.5	1.6	1.2	1.3	0.4	0.0	2.3	
		F	6.9	0.0	0.0	2.9	0.0	1.1	2.0	1.8	0.0	0.0	0.0	1.5	
		T	8.0	40.0	15.4	3.1	1.5	1.3	1.7	1.4	0.8	0.3	0.0	2.0	
VII	DISEASES OF THE EYE AND ADNEXA (H00-H59)	M	0.0	0.0	0.0	0.0	0.0	0.0	0.0	0.0	0.0	0.0	0.0	0.0	
		F	0.0	0.0	0.0	0.0	0.0	0.0	0.0	0.0	0.0	0.0	0.0	0.0	
		T	0.0	0.0	0.0	0.0	0.0	0.0	0.0	0.0	0.0	0.0	0.0	0.0	
VIII	DISEASES OF THE EAR AND MASTOID PROCESS (H60-H95)	M	0.0	0.0	0.0	0.0	0.0	0.0	0.0	0.0	0.0	0.0	0.0	0.0	
		F	0.0	0.0	0.0	0.0	0.0	0.0	0.0	0.0	0.0	0.0	0.0	0.0	
		T	0.0	0.0	0.0	0.0	0.0	0.0	0.0	0.0	0.0	0.0	0.0	0.0	
IX	DISEASES OF THE CIRCULATORY SYSTEM (I00-I99)	M	0.0	10.0	0.0	16.7	22.1	23.3	26.4	30.2	33.8	44.8	40.0	29.0	
		F	1.7	0.0	0.0	20.6	19.6	26.4	24.5	21.1	25.5	33.8	0.0	23.4	
		T	0.9	10.0	0.0	18.8	21.2	24.6	25.8	26.4	30.7	40.6	25.0	26.8	
X	DISEASES OF THE RESPIRATORY SYSTEM (J00-J98)	M	7.3	10.0	9.1	6.7	5.8	4.5	3.6	2.5	5.0	6.9	0.0	5.0	
		F	12.1	0.0	0.0	2.9	5.9	1.1	3.1	6.1	14.9	23.4	16.7	9.9	
		T	9.7	10.0	7.7	4.7	5.8	3.1	3.4	4.0	8.7	13.3	6.3	6.9	
XI	DISEASES OF THE DIGESTIVE SYSTEM (K00-K92)	M	0.0	0.0	0.0	3.3	15.1	30.1	23.8	24.7	16.3	6.5	40.0	17.2	
		F	1.7	0.0	0.0	14.7	11.8	17.6	26.5	16.7	8.5	6.2	0.0	13.3	
		T	0.9	0.0	0.0	9.4	13.9	25.0	24.7	21.4	13.4	6.4	25.0	15.7	
XII	DISEASES OF THE SKIN AND SUBCUTANEOUS TISSUE (L00-L98)	M	0.0	0.0	0.0	0.0	0.0	0.8	0.0	0.0	0.0	0.4	0.0	0.2	
		F	0.0	0.0	0.0	2.9	2.0	0.0	1.0	0.0	0.0	0.7	0.0	0.6	
		T	0.0	0.0	0.0	1.6	0.7	0.4	0.3	0.0	0.0	0.5	0.0	0.4	
XIII	DISEASES OF THE MUSCULOSKELETAL SYSTEM AND CONNECTIVE TISSUE (M00-M99)	M	0.0	0.0	0.0	0.0	0.0	0.8	0.0	0.0	0.0	0.0	0.0	0.1	
		F	0.0	0.0	0.0	5.9	2.0	1.1	0.0	0.9	0.0	0.0	0.0	0.8	
		T	0.0	0.0	0.0	3.1	0.7	0.9	0.0	0.4	0.0	0.0	0.0	0.4	
XIV	DISEASES OF THE GENITOURINARY SYSTEM (N00-N99)	M	1.8	0.0	9.1	6.7	5.8	2.3	5.2	4.3	1.3	6.9	0.0	4.6	
		F	3.4	0.0	50.0	14.7	7.8	7.7	11.2	16.7	0.0	3.4	33.3	8.7	
		T	2.7	0.0	15.4	10.9	6.6	4.5	7.2	9.4	0.8	5.6	12.5	6.2	
XV	PREGNANCY, CHILDBIRTH AND THE PUERPERIUM (O00-O99)	F	0.0	0.0	0.0	2.9	7.8	1.1	0.0	0.0	0.0	0.0	0.0	0.9	
		T	0.0	0.0	0.0	1.6	2.9	0.4	0.0	0.0	0.0	0.0	0.0	0.4	
XVI	CERTAIN CONDITIONS ORIGINATING IN THE PERINATAL PERIOD (P00-P96)	M	50.9	0.0	0.0	0.0	0.0	0.0	0.0	0.0	0.0	0.0	10.0	2.9	
		F	51.7	0.0	0.0	0.0	0.0	0.0	0.0	0.0	0.0	0.0	0.0	4.6	
		T	51.3	0.0	0.0	0.0	0.0	0.0	0.0	0.0	0.0	0.0	6.3	3.6	
XVII	CONGENITAL MALFORMATIONS, DEFORMATIONS AND CHROMOSOMAL ABNORMALITIES (Q00-Q99)	M	16.4	10.0	9.1	0.0	0.0	0.0	0.0	0.0	0.0	0.0	0.0	1.1	
		F	5.2	0.0	0.0	0.0	0.0	0.0	0.0	0.0	0.0	0.0	0.0	0.5	
		T	10.6	10.0	7.7	0.0	0.0	0.0	0.0	0.0	0.0	0.0	0.0	0.8	
XVIII	SYMPTOMS, SIGNS AND ABNORMAL CLINICAL AND LABORATORY FINDINGS N.E.C. (R00-R99)	M	1.8	0.0	0.0	0.0	3.5	2.3	0.5	0.0	0.0	0.4	0.0	0.9	
		F	0.0	0.0	50.0	0.0	2.0	0.0	0.0	0.0	0.0	0.0	0.0	0.3	
		T	0.9	0.0	7.7	0.0	2.9	1.3	0.3	0.0	0.0	0.3	0.0	0.7	
XIX	INJURY, POISONING AND CERTAIN OTHER CONSEQUENCES OF EXTERNAL CAUSES (S00-T98)	M	1.8	20.0	18.2	33.3	20.9	12.0	9.8	3.1	3.8	1.3	0.0	7.9	
		F	3.4	0.0	0.0	14.7	3.9	5.5	0.0	1.8	0.0	3.4	0.0	3.3	
		T	2.7	20.0	15.4	23.4	14.6	9.4	6.5	2.5	2.4	2.1	0.0	6.1	
XXII	CODES FOR SPECIAL PURPOSES (U00-U49)	M	0.0	0.0	0.0	3.3	3.5	5.3	3.1	6.8	12.5	7.8	0.0	5.6	
		F	1.7	0.0	0.0	2.9	3.9	5.5	2.0	5.3	6.4	4.1	0.0	4.0	
		T	0.9	0.0	0.0	3.1	3.6	5.4	2.7	6.2	10.2	6.4	0.0	5.0	
ALL CAUSES		M	100.0	100.0	100.0	100.0	100.0	100.0	100.0	100.0	100.0	100.0	100.0	100.0	
	F	100.0	0.0	100.0	100.0	100.0	100.0	100.0	100.0	100.0	100.0	100.0	100.0	100.0	
	T	100.0	100.0	100.0	100.0	100.0	100.0	100.0	100.0	100.0	100.0	100.0	100.0	100.0	

TABLE 8.29: PERCENTAGE DISTRIBUTION OF MEDICALLY CERTIFIED DEATHS BY AGE, SEX AND MAJOR CAUSE GROUPS
(BASED UPON TENTH REVISION OF ICD) DURING 2020

TAMIL NADU

Major Group No.	CAUSE OF DEATH	Sex	AGE GROUPS											N.S.	TOTAL
			<1	1-4	5-14	15-24	25-34	35-44	45-54	55-64	65-69	70+			
1	2	3	4	5	6	7	8	9	10	11	12	13	14	15	
I	CERTAIN INFECTIOUS AND PARASITIC DISEASES (A00-B99)	M	5.0	18.1	12.0	7.8	8.1	7.7	6.1	4.9	4.4	3.0	8.5	4.8	
		F	5.7	16.9	12.8	10.3	9.8	7.7	5.5	4.6	3.8	2.4	9.0	4.2	
		T	5.3	17.5	12.3	8.9	8.7	7.7	5.9	4.8	4.2	2.7	8.7	4.6	
II	NEOPLASMS (C00-D48)	M	0.1	2.6	4.3	2.6	1.7	2.4	2.9	2.8	2.8	1.8	0.9	2.3	
		F	0.0	3.2	3.8	2.5	3.6	6.4	6.2	4.7	3.2	1.7	1.2	3.2	
		T	0.0	2.9	4.1	2.5	2.3	3.6	4.0	3.4	3.0	1.8	1.0	2.7	
III	DISEASES OF BLOOD & BLOOD FORMING ORGANS & CERTAIN DISORDERS INVOLVING THE IMMUNE MECHANISM (D50-D89)	M	0.2	0.2	1.2	0.6	0.5	0.3	0.2	0.2	0.2	0.2	0.3	0.2	
		F	0.1	1.0	1.4	1.4	0.9	0.8	0.5	0.3	0.3	0.3	0.2	0.4	
		T	0.1	0.6	1.3	1.0	0.6	0.4	0.3	0.2	0.2	0.3	0.3	0.3	
IV	ENDOCRINE, NUTRITIONAL AND METABOLIC DISEASES (E00-E89)	M	0.5	2.8	2.0	2.3	3.1	4.7	6.2	7.1	7.3	5.8	21.4	6.1	
		F	0.4	2.2	2.8	2.9	3.9	5.1	8.4	9.4	8.5	5.5	21.3	6.7	
		T	0.4	2.5	2.4	2.5	3.4	4.8	6.9	7.9	7.8	5.7	21.4	6.3	
V	MENTAL AND BEHAVIOURAL DISORDERS (F01-F99)	M	0.0	0.2	0.4	0.5	0.4	0.3	0.2	0.1	0.1	0.1	0.1	0.1	
		F	0.1	1.0	0.3	0.5	0.2	0.1	0.1	0.1	0.0	0.1	0.0	0.1	
		T	0.0	0.6	0.3	0.5	0.3	0.3	0.2	0.1	0.1	0.1	0.1	0.1	
VI	DISEASES OF THE NERVOUS SYSTEM (G00-G98)	M	0.6	5.4	4.5	2.8	1.9	1.6	1.1	0.9	0.9	0.7	2.2	1.0	
		F	0.7	5.9	4.5	2.8	2.5	1.4	1.1	0.8	1.0	0.6	1.8	0.9	
		T	0.6	5.6	4.5	2.8	2.1	1.5	1.1	0.9	0.9	0.7	2.1	1.0	
VII	DISEASES OF THE EYE AND ADNEXA (H00-H59)	M	0.0	0.2	0.0	0.0	0.0	0.1	0.0	0.0	0.0	0.0	0.0	0.0	
		F	0.0	0.0	0.0	0.1	0.1	0.0	0.0	0.0	0.0	0.0	0.0	0.0	
		T	0.0	0.1	0.0	0.1	0.0	0.0	0.0	0.0	0.0	0.0	0.0	0.0	
VIII	DISEASES OF THE EAR AND MASTOID PROCESS (H60-H95)	M	0.0	0.0	0.0	0.0	0.0	0.0	0.0	0.0	0.0	0.0	0.0	0.0	
		F	0.0	0.0	0.0	0.0	0.0	0.0	0.0	0.0	0.0	0.0	0.0	0.0	
		T	0.0	0.0	0.0	0.0	0.0	0.0	0.0	0.0	0.0	0.0	0.0	0.0	
IX	DISEASES OF THE CIRCULATORY SYSTEM (I00-I99)	M	6.6	18.3	27.4	27.5	36.4	43.3	48.0	50.6	51.8	51.4	24.4	47.7	
		F	7.5	25.4	27.2	24.7	33.6	41.9	47.2	51.6	55.1	55.2	26.1	49.9	
		T	7.0	21.8	27.3	26.2	35.5	42.9	47.7	51.0	53.1	53.1	25.0	48.5	
X	DISEASES OF THE RESPIRATORY SYSTEM (J00-J98)	M	5.7	15.7	14.5	13.5	12.2	10.8	10.9	11.0	10.6	8.8	19.4	10.2	
		F	7.6	14.4	16.3	13.7	12.1	11.8	9.8	9.0	8.3	6.3	17.1	8.2	
		T	6.5	15.1	15.3	13.6	12.2	11.1	10.6	10.3	9.7	7.7	18.7	9.4	
XI	DISEASES OF THE DIGESTIVE SYSTEM (K00-K92)	M	0.2	3.1	3.1	3.1	4.4	5.2	3.6	2.3	1.7	1.2	1.7	2.3	
		F	0.3	3.9	1.7	3.1	2.4	2.3	2.0	1.5	1.6	0.9	1.2	1.3	
		T	0.3	3.5	2.5	3.1	3.8	4.3	3.1	2.0	1.7	1.1	1.5	1.9	
XII	DISEASES OF THE SKIN AND SUBCUTANEOUS TISSUE (L00-L98)	M	0.0	0.0	0.4	0.0	0.1	0.1	0.1	0.1	0.1	0.1	0.2	0.1	
		F	0.1	0.2	0.1	0.0	0.1	0.2	0.1	0.1	0.1	0.1	0.1	0.1	
		T	0.0	0.1	0.3	0.0	0.1	0.1	0.1	0.1	0.1	0.1	0.1	0.1	
XIII	DISEASES OF THE MUSCULOSKELETAL SYSTEM AND CONNECTIVE TISSUE (M00-M99)	M	0.0	0.2	0.2	0.1	0.0	0.1	0.0	0.0	0.1	0.0	0.5	0.1	
		F	0.0	0.2	0.6	0.1	0.1	0.1	0.1	0.1	0.0	0.0	0.3	0.1	
		T	0.0	0.2	0.4	0.1	0.0	0.1	0.1	0.1	0.1	0.0	0.5	0.1	
XIV	DISEASES OF THE GENITOURINARY SYSTEM (N00-N99)	M	0.2	3.8	4.3	4.7	4.0	3.7	3.7	3.4	2.9	2.4	1.8	3.0	
		F	0.4	2.0	4.1	3.2	3.4	3.8	3.5	3.2	3.0	2.0	1.6	2.6	
		T	0.3	2.9	4.2	4.0	3.8	3.8	3.6	3.3	2.9	2.2	1.8	2.9	
XV	PREGNANCY, CHILDBIRTH AND THE PUERPERIUM (O00-O99)	F	0.0	0.0	0.0	1.8	1.7	0.3	0.0	0.0	0.0	0.0	0.5	0.1	
		T	0.0	0.0	0.0	0.8	0.5	0.1	0.0	0.0	0.0	0.0	0.2	0.0	
		M	74.5	0.0	0.0	0.0	0.0	0.0	0.0	0.0	0.0	0.0	0.2	1.9	
XVI	CERTAIN CONDITIONS ORIGINATING IN THE PERINATAL PERIOD (P00-P96)	F	70.3	0.0	0.0	0.0	0.0	0.0	0.0	0.0	0.0	0.0	0.1	2.0	
		T	72.8	0.0	0.0	0.0	0.0	0.0	0.0	0.0	0.0	0.0	0.2	1.9	
		M	1.6	0.9	1.2	0.7	0.4	0.5	0.5	0.4	0.4	0.3	0.6	0.4	
XVII	CONGENITAL MALFORMATIONS, DEFORMATIONS AND CHROMOSOMAL ABNORMALITIES (Q00-Q99)	F	1.8	2.7	0.8	0.8	0.5	0.4	0.4	0.4	0.5	0.3	1.0	0.4	
		T	1.7	1.8	1.0	0.7	0.4	0.5	0.5	0.4	0.4	0.3	0.7	0.4	
		M	4.5	20.4	14.1	12.9	9.8	9.5	9.4	9.5	10.3	19.5	9.6	13.1	
XVIII	SYMPTOMS, SIGNS AND ABNORMAL CLINICAL AND LABORATORY FINDINGS N.E.C. (R00-R99)	F	4.5	16.4	13.8	10.1	10.8	9.6	9.5	10.2	11.1	22.4	11.9	15.6	
		T	4.5	18.4	14.0	11.7	10.1	9.5	9.4	9.7	10.6	20.8	10.4	14.1	
		M	0.3	7.0	9.1	19.9	15.0	7.2	3.7	2.4	2.0	1.1	1.4	3.2	
XIX	INJURY, POISONING AND CERTAIN OTHER CONSEQUENCES OF EXTERNAL CAUSES (S00-T98)	F	0.4	4.4	9.0	20.1	12.3	5.9	2.8	1.5	1.2	0.8	0.6	2.2	
		T	0.3	5.7	9.0	20.0	14.1	6.8	3.4	2.1	1.7	1.0	1.1	2.8	
		M	0.1	0.9	1.3	1.0	1.9	2.5	3.3	4.2	4.4	3.4	6.7	3.4	
XXII	CODES FOR SPECIAL PURPOSES (U00-U49)	F	0.1	0.2	0.8	1.6	2.0	2.3	2.8	2.5	2.3	1.3	6.0	1.9	
		T	0.1	0.6	1.1	1.2	2.0	2.4	3.1	3.6	3.6	2.4	6.4	2.8	
		M	100.0	100.0	100.0	100.0	100.0	100.0	100.0	100.0	100.0	100.0	100.0	100.0	
ALL CAUSES	F	100.0	100.0	100.0	100.0	100.0	100.0	100.0	100.0	100.0	100.0	100.0	100.0		
	T	100.0	100.0	100.0	100.0	100.0	100.0	100.0	100.0	100.0	100.0	100.0	100.0		
	M	100.0	100.0	100.0	100.0	100.0	100.0	100.0	100.0	100.0	100.0	100.0	100.0		

TABLE 8.30: PERCENTAGE DISTRIBUTION OF MEDICALLY CERTIFIED DEATHS BY AGE, SEX AND MAJOR CAUSE GROUPS
(BASED UPON TENTH REVISION OF ICD) DURING 2020

TELANGANA

Major Group No.	CAUSE OF DEATH	Sex	AGE GROUPS											N.S.	TOTAL
			<1	1-4	5-14	15-24	25-34	35-44	45-54	55-64	65-69	70+			
1	2	3	4	5	6	7	8	9	10	11	12	13	14	15	
I	CERTAIN INFECTIOUS AND PARASITIC DISEASES (A00-B99)	M	0.0	0.0	7.7	6.2	6.5	6.0	6.1	6.4	6.8	7.4	0.0	6.4	
		F	0.0	14.3	9.6	6.9	7.3	7.3	8.2	7.7	7.3	8.2	0.0	7.6	
		T	0.0	6.3	8.7	6.5	6.7	6.4	6.8	6.8	7.0	7.7	0.0	6.9	
II	NEOPLASMS (C00-D48)	M	0.0	0.0	23.2	23.0	19.6	18.9	18.8	16.9	19.8	20.2	0.0	18.6	
		F	0.0	0.0	27.8	23.9	20.2	19.9	20.3	19.5	19.7	21.8	0.0	20.1	
		T	0.0	0.0	25.6	23.4	19.8	19.1	19.3	17.8	19.8	20.8	0.0	19.1	
III	DISEASES OF BLOOD & BLOOD FORMING ORGANS & CERTAIN DISORDERS INVOLVING THE IMMUNE MECHANISM (D50-D89)	M	0.0	0.0	0.5	0.2	0.3	0.2	0.2	0.2	0.2	0.1	0.0	0.2	
		F	0.0	0.0	1.4	0.9	0.9	0.6	0.1	0.2	0.1	0.1	0.0	0.3	
		T	0.0	0.0	1.0	0.5	0.5	0.3	0.2	0.2	0.2	0.1	0.0	0.2	
IV	ENDOCRINE, NUTRITIONAL AND METABOLIC DISEASES (E00-E89)	M	0.0	0.0	0.5	0.1	0.3	0.2	0.2	0.4	0.2	0.4	0.0	0.3	
		F	0.0	0.0	0.5	0.0	0.0	0.5	0.4	0.5	0.4	0.4	0.0	0.4	
		T	0.0	0.0	0.5	0.1	0.2	0.3	0.3	0.4	0.3	0.4	0.0	0.3	
V	MENTAL AND BEHAVIOURAL DISORDERS (F01-F99)	M	0.0	0.0	0.0	0.6	0.3	0.3	0.2	0.1	0.1	0.1	0.0	0.2	
		F	0.0	0.0	0.5	0.1	0.2	0.3	0.1	0.1	0.2	0.1	0.0	0.1	
		T	0.0	0.0	0.2	0.4	0.3	0.3	0.2	0.1	0.2	0.1	0.0	0.2	
VI	DISEASES OF THE NERVOUS SYSTEM (G00-G98)	M	0.0	0.0	0.0	0.8	0.5	0.5	0.6	0.5	0.6	0.4	0.0	0.5	
		F	0.2	0.0	0.0	1.0	0.3	0.6	0.6	0.7	0.8	0.6	0.0	0.6	
		T	0.1	0.0	0.0	0.9	0.5	0.5	0.6	0.6	0.7	0.5	0.0	0.6	
VII	DISEASES OF THE EYE AND ADNEXA (H00-H59)	M	0.0	0.0	0.0	0.0	0.0	0.0	0.1	0.1	0.1	0.1	0.0	0.1	
		F	0.0	0.0	0.0	0.1	0.0	0.0	0.1	0.1	0.1	0.0	0.0	0.0	
		T	0.0	0.0	0.0	0.1	0.0	0.0	0.1	0.1	0.1	0.0	0.0	0.1	
VIII	DISEASES OF THE EAR AND MASTOID PROCESS (H60-H95)	M	0.0	0.0	0.0	0.0	0.0	0.0	0.0	0.0	0.0	0.0	0.0	0.0	
		F	0.0	0.0	0.0	0.0	0.1	0.0	0.0	0.0	0.0	0.0	0.0	0.0	
		T	0.0	0.0	0.0	0.0	0.1	0.0	0.0	0.0	0.0	0.0	0.0	0.0	
IX	DISEASES OF THE CIRCULATORY SYSTEM (I00-I99)	M	0.1	0.0	35.1	30.2	32.3	36.8	38.6	39.6	39.8	42.1	0.0	38.1	
		F	0.4	14.3	30.6	26.5	34.1	36.1	37.3	41.3	44.3	44.1	0.0	39.3	
		T	0.2	6.3	32.8	28.6	32.9	36.6	38.1	40.2	41.5	42.9	0.0	38.5	
X	DISEASES OF THE RESPIRATORY SYSTEM (J00-J98)	M	0.0	11.1	5.7	3.9	4.0	3.2	2.8	4.0	3.5	3.9	0.0	3.5	
		F	0.2	0.0	7.7	5.3	2.9	3.3	2.9	3.5	2.8	3.3	0.0	3.2	
		T	0.1	6.3	6.7	4.5	3.6	3.2	2.8	3.8	3.2	3.6	0.0	3.4	
XI	DISEASES OF THE DIGESTIVE SYSTEM (K00-K92)	M	0.0	0.0	0.0	1.0	1.2	1.2	0.8	0.7	0.3	0.1	0.0	0.6	
		F	0.0	0.0	0.0	0.3	0.5	0.4	0.2	0.3	0.1	0.2	0.0	0.2	
		T	0.0	0.0	0.0	0.7	1.0	1.0	0.6	0.5	0.3	0.1	0.0	0.5	
XII	DISEASES OF THE SKIN AND SUBCUTANEOUS TISSUE (L00-L98)	M	0.0	0.0	0.0	0.1	0.2	0.2	0.3	0.3	0.3	0.4	0.0	0.3	
		F	0.0	0.0	0.5	0.3	0.4	0.4	0.2	0.5	0.3	0.3	0.0	0.3	
		T	0.0	0.0	0.2	0.2	0.2	0.3	0.3	0.4	0.3	0.3	0.0	0.3	
XIII	DISEASES OF THE MUSCULOSKELETAL SYSTEM AND CONNECTIVE TISSUE (M00-M99)	M	0.0	0.0	3.1	1.9	1.3	1.2	1.3	1.0	0.9	1.1	0.0	1.1	
		F	0.0	0.0	2.4	1.1	1.4	1.8	1.5	1.3	1.2	1.1	0.0	1.3	
		T	0.0	0.0	2.7	1.6	1.3	1.4	1.3	1.1	1.0	1.1	0.0	1.2	
XIV	DISEASES OF THE GENITOURINARY SYSTEM (N00-N99)	M	0.0	0.0	1.0	1.9	1.8	2.0	1.8	2.2	1.5	1.1	0.0	1.7	
		F	0.2	0.0	0.5	1.4	1.9	1.5	1.8	1.7	1.4	1.0	0.0	1.4	
		T	0.1	0.0	0.7	1.7	1.8	1.8	1.8	2.0	1.5	1.0	0.0	1.6	
XV	PREGNANCY, CHILDBIRTH AND THE PUERPERIUM (O00-O99)	F	0.0	0.0	0.0	1.0	1.0	3.0	3.2	0.0	0.0	0.0	0.0	0.9	
		T	0.0	0.0	0.0	0.4	0.3	0.9	1.0	0.0	0.0	0.0	0.0	0.3	
XVI	CERTAIN CONDITIONS ORIGINATING IN THE PERINATAL PERIOD (P00-P96)	M	99.2	0.0	0.0	0.0	0.0	0.0	0.0	0.0	0.0	0.0	0.0	1.9	
		F	98.5	0.0	0.0	0.0	0.0	0.0	0.0	0.0	0.0	0.0	0.0	2.4	
		T	98.9	0.0	0.0	0.0	0.0	0.0	0.0	0.0	0.0	0.0	0.0	2.1	
XVII	CONGENITAL MALFORMATIONS, DEFORMATIONS AND CHROMOSOMAL ABNORMALITIES (Q00-Q99)	M	0.6	0.0	0.5	1.3	1.4	1.4	1.2	0.7	1.0	0.8	0.0	1.0	
		F	0.5	0.0	0.5	0.6	0.5	0.5	0.8	0.6	0.8	0.8	0.0	0.7	
		T	0.6	0.0	0.5	1.0	1.1	1.1	1.1	0.7	0.9	0.8	0.0	0.9	
XVIII	SYMPTOMS, SIGNS AND ABNORMAL CLINICAL AND LABORATORY FINDINGS N.E.C. (R00-R99)	M	0.0	0.0	2.1	3.7	4.8	5.5	5.2	6.0	5.4	5.1	0.0	5.2	
		F	0.0	0.0	1.9	4.2	4.3	4.7	4.5	4.1	4.1	4.4	0.0	4.2	
		T	0.0	0.0	2.0	3.9	4.6	5.3	5.0	5.3	4.9	4.8	0.0	4.9	
XIX	INJURY, POISONING AND CERTAIN OTHER CONSEQUENCES OF EXTERNAL CAUSES (S00-T98)	M	0.0	11.1	11.3	21.1	19.3	14.9	11.9	10.7	10.0	8.7	0.0	11.6	
		F	0.0	0.0	11.0	19.7	17.2	11.8	10.4	9.5	9.3	7.7	0.0	9.9	
		T	0.0	6.3	11.2	20.5	18.7	14.0	11.4	10.3	9.7	8.3	0.0	11.0	
XXII	CODES FOR SPECIAL PURPOSES (U00-U49)	M	0.0	77.8	9.3	4.0	6.1	7.5	9.9	10.1	9.4	8.0	0.0	8.6	
		F	0.0	71.4	5.3	6.6	7.0	7.4	7.6	8.4	7.2	5.9	0.0	7.0	
		T	0.0	75.0	7.2	5.1	6.4	7.4	9.2	9.5	8.5	7.2	0.0	8.1	
ALL CAUSES		M	100.0	100.0	100.0	100.0	100.0	100.0	100.0	100.0	100.0	100.0	0.0	100.0	
		F	100.0	100.0	100.0	100.0	100.0	100.0	100.0	100.0	100.0	100.0	0.0	100.0	
		T	100.0	100.0	100.0	100.0	100.0	100.0	100.0	100.0	100.0	100.0	0.0	100.0	

TABLE 8.31: PERCENTAGE DISTRIBUTION OF MEDICALLY CERTIFIED DEATHS BY AGE, SEX AND MAJOR CAUSE GROUPS
(BASED UPON TENTH REVISION OF ICD) DURING 2020

TRIPURA

Major Group No.	CAUSE OF DEATH	Sex	AGE GROUPS											N.S.	TOTAL
			<1	1-4	5-14	15-24	25-34	35-44	45-54	55-64	65-69	70+			
1	2	3	4	5	6	7	8	9	10	11	12	13	14	15	
I	CERTAIN INFECTIOUS AND PARASITIC DISEASES (A00-B99)	M	21.3	28.0	19.5	8.9	20.4	11.9	11.6	8.8	6.8	8.0	0.0	10.5	
		F	19.3	33.3	27.7	25.5	17.1	16.8	10.8	10.1	9.8	7.1	0.0	11.5	
		T	20.4	29.7	23.9	17.4	19.0	13.5	11.3	9.2	7.9	7.6	0.0	10.9	
II	NEOPLASMS (C00-D48)	M	0.2	4.0	4.9	5.5	2.3	4.2	6.4	8.2	6.6	4.9	0.0	5.6	
		F	0.3	8.3	6.4	2.0	3.8	9.1	12.3	9.7	5.3	3.1	0.0	5.9	
		T	0.3	5.4	5.7	3.7	2.9	5.8	8.3	8.7	6.2	4.1	0.0	5.7	
III	DISEASES OF BLOOD & BLOOD FORMING ORGANS & CERTAIN DISORDERS INVOLVING THE IMMUNE MECHANISM (D50-D89)	M	0.2	4.0	2.4	6.2	3.0	2.5	1.2	0.9	1.9	2.1	0.0	1.7	
		F	0.0	8.3	2.1	5.2	5.2	3.9	2.5	2.7	1.1	2.6	0.0	2.6	
		T	0.1	5.4	2.3	5.7	3.9	2.9	1.6	1.5	1.6	2.4	0.0	2.0	
IV	ENDOCRINE, NUTRITIONAL AND METABOLIC DISEASES (E00-E89)	M	0.2	0.0	0.0	0.7	2.6	3.7	3.4	5.6	5.1	4.9	0.0	4.2	
		F	0.3	0.0	4.3	2.0	5.2	2.8	3.8	4.4	5.0	3.8	0.0	3.7	
		T	0.3	0.0	2.3	1.3	3.7	3.4	3.5	5.2	5.1	4.4	0.0	4.0	
V	MENTAL AND BEHAVIOURAL DISORDERS (F01-F99)	M	0.0	0.0	0.0	0.0	0.0	0.3	0.2	0.5	0.3	0.6	0.0	0.4	
		F	0.0	0.0	0.0	1.3	0.9	0.0	0.4	0.4	0.0	0.5	0.0	0.4	
		T	0.0	0.0	0.0	0.7	0.4	0.2	0.2	0.4	0.2	0.6	0.0	0.4	
VI	DISEASES OF THE NERVOUS SYSTEM (G00-G98)	M	0.0	8.0	12.2	5.5	3.3	1.2	1.1	0.8	0.8	1.1	0.0	1.2	
		F	1.2	0.0	8.5	2.0	3.3	1.4	0.8	0.9	0.5	0.7	0.0	1.1	
		T	0.5	5.4	10.2	3.7	3.3	1.2	1.0	0.9	0.6	1.0	0.0	1.2	
VII	DISEASES OF THE EYE AND ADNEXA (H00-H59)	M	0.0	0.0	0.0	0.0	0.3	0.0	0.1	0.1	0.0	0.1	0.0	0.1	
		F	0.0	0.0	0.0	0.7	0.0	0.0	0.0	0.1	0.0	0.1	0.0	0.1	
		T	0.0	0.0	0.0	0.3	0.2	0.0	0.1	0.1	0.0	0.1	0.0	0.1	
VIII	DISEASES OF THE EAR AND MASTOID PROCESS (H60-H95)	M	0.0	0.0	0.0	0.0	0.0	0.0	0.0	0.0	0.0	0.0	0.0	0.0	
		F	0.0	0.0	0.0	0.0	0.0	0.0	0.0	0.0	0.0	0.0	0.0	0.0	
		T	0.0	0.0	0.0	0.0	0.0	0.0	0.0	0.0	0.0	0.0	0.0	0.0	
IX	DISEASES OF THE CIRCULATORY SYSTEM (I00-I99)	M	8.0	0.0	22.0	15.1	16.4	31.1	38.5	43.6	46.8	47.3	0.0	38.7	
		F	9.2	25.0	17.0	15.0	20.9	28.8	36.0	43.1	54.6	51.3	0.0	40.1	
		T	8.5	8.1	19.3	15.1	18.3	30.3	37.7	43.4	49.6	49.0	0.0	39.2	
X	DISEASES OF THE RESPIRATORY SYSTEM (J00-J98)	M	7.8	36.0	17.1	7.5	8.2	8.5	8.5	8.9	8.8	10.4	0.0	9.2	
		F	8.0	16.7	8.5	6.5	5.2	6.0	6.8	8.9	8.2	9.0	0.0	8.1	
		T	7.9	29.7	12.5	7.0	7.0	7.7	7.9	8.9	8.6	9.8	0.0	8.8	
XI	DISEASES OF THE DIGESTIVE SYSTEM (K00-K92)	M	0.9	4.0	0.0	5.5	8.6	11.2	8.3	3.9	3.4	1.3	0.0	4.5	
		F	0.6	0.0	6.4	2.0	2.8	3.2	4.0	2.0	2.3	1.3	0.0	2.1	
		T	0.8	2.7	3.4	3.7	6.2	8.6	6.9	3.3	3.0	1.3	0.0	3.6	
XII	DISEASES OF THE SKIN AND SUBCUTANEOUS TISSUE (L00-L98)	M	0.2	0.0	0.0	0.0	0.0	0.5	0.4	0.1	0.1	0.2	0.0	0.2	
		F	0.0	0.0	0.0	0.0	0.5	1.1	0.2	0.4	0.7	0.2	0.0	0.3	
		T	0.1	0.0	0.0	0.0	0.2	0.7	0.3	0.2	0.3	0.2	0.0	0.3	
XIII	DISEASES OF THE MUSCULOSKELETAL SYSTEM AND CONNECTIVE TISSUE (M00-M99)	M	0.0	0.0	0.0	0.0	0.3	0.0	0.2	0.4	0.3	0.2	0.0	0.2	
		F	0.0	0.0	0.0	0.7	0.5	0.4	0.4	0.3	0.5	0.3	0.0	0.3	
		T	0.0	0.0	0.0	0.3	0.4	0.1	0.2	0.3	0.3	0.2	0.0	0.3	
XIV	DISEASES OF THE GENITOURINARY SYSTEM (N00-N99)	M	0.0	4.0	2.4	4.1	4.9	6.8	9.8	8.4	10.5	7.4	0.0	7.6	
		F	0.3	8.3	2.1	2.6	7.6	10.9	10.9	8.1	5.3	5.7	0.0	6.6	
		T	0.1	5.4	2.3	3.3	6.0	8.1	10.2	8.3	8.7	6.6	0.0	7.2	
XV	PREGNANCY, CHILDBIRTH AND THE PUERPERIUM (O00-O99)	F	0.0	0.0	0.0	12.4	4.7	4.2	2.6	0.0	0.0	0.0	0.0	1.3	
		T	0.0	0.0	0.0	6.4	1.9	1.4	0.8	0.0	0.0	0.0	0.0	0.5	
XVI	CERTAIN CONDITIONS ORIGINATING IN THE PERINATAL PERIOD (P00-P96)	M	57.2	0.0	0.0	0.0	0.0	0.0	0.0	0.0	0.0	0.0	0.0	3.7	
		F	54.0	0.0	0.0	0.0	0.0	0.0	0.0	0.0	0.0	0.0	0.0	4.3	
		T	55.8	0.0	0.0	0.0	0.0	0.0	0.0	0.0	0.0	0.0	0.0	3.9	
XVII	CONGENITAL MALFORMATIONS, DEFORMATIONS AND CHROMOSOMAL ABNORMALITIES (Q00-Q99)	M	0.7	0.0	0.0	1.4	0.0	0.2	0.2	0.0	0.1	0.3	0.0	0.2	
		F	1.8	0.0	0.0	0.0	0.0	0.0	0.6	0.3	0.0	0.1	0.0	0.3	
		T	1.1	0.0	0.0	0.7	0.0	0.1	0.3	0.1	0.1	0.2	0.0	0.3	
XVIII	SYMPTOMS, SIGNS AND ABNORMAL CLINICAL AND LABORATORY FINDINGS N.E.C. (R00-R99)	M	0.9	4.0	7.3	4.8	3.6	2.7	2.8	2.9	3.3	7.0	0.0	4.0	
		F	2.4	0.0	6.4	5.9	2.4	2.1	3.0	3.5	3.7	11.1	0.0	6.0	
		T	1.5	2.7	6.8	5.4	3.1	2.5	2.9	3.1	3.4	8.8	0.0	4.7	
XIX	INJURY, POISONING AND CERTAIN OTHER CONSEQUENCES OF EXTERNAL CAUSES (S00-T98)	M	2.4	8.0	12.2	32.9	24.0	11.7	4.8	3.3	1.3	1.1	0.0	5.0	
		F	2.7	0.0	10.6	16.3	19.0	6.0	3.4	2.7	2.1	1.7	0.0	4.0	
		T	2.5	5.4	11.4	24.4	21.9	9.8	4.3	3.1	1.5	1.4	0.0	4.6	
XXII	CODES FOR SPECIAL PURPOSES (U00-U49)	M	0.0	0.0	0.0	2.1	2.0	3.7	2.6	3.6	4.0	2.9	0.0	2.9	
		F	0.0	0.0	0.0	0.0	0.9	3.5	1.7	2.4	1.1	1.2	0.0	1.5	
		T	0.0	0.0	0.0	1.0	1.6	3.6	2.3	3.2	3.0	2.2	0.0	2.4	
ALL CAUSES		M	100.0	100.0	100.0	100.0	100.0	100.0	100.0	100.0	100.0	100.0	0.0	100.0	
		F	100.0	100.0	100.0	100.0	100.0	100.0	100.0	100.0	100.0	100.0	0.0	100.0	
		T	100.0	100.0	100.0	100.0	100.0	100.0	100.0	100.0	100.0	100.0	0.0	100.0	

TABLE 8.32: PERCENTAGE DISTRIBUTION OF MEDICALLY CERTIFIED DEATHS BY AGE, SEX AND MAJOR CAUSE GROUPS (BASED UPON TENTH REVISION OF ICD) DURING 2020

UTTARAKHAND

Major Group No.	CAUSE OF DEATH	Sex	AGE GROUPS											N.S.	TOTAL
			<1	1-4	5-14	15-24	25-34	35-44	45-54	55-64	65-69	70+			
1	2	3	4	5	6	7	8	9	10	11	12	13	14	15	
I	CERTAIN INFECTIOUS AND PARASITIC DISEASES (A00-B99)	M	5.9	29.2	41.0	14.3	13.3	10.2	7.9	6.4	6.2	8.0	2.9	8.4	
		F	8.4	35.7	31.7	23.5	12.6	11.4	8.1	7.2	6.6	6.4	2.1	9.1	
		T	6.8	31.6	36.3	18.5	13.0	10.7	8.0	6.7	6.4	7.4	2.5	8.7	
II	NEOPLASMS (C00-D48)	M	0.0	2.1	2.6	1.3	1.4	3.0	3.2	5.1	7.1	4.9	0.0	4.1	
		F	0.6	0.0	0.0	3.0	2.8	3.0	2.8	3.9	8.6	4.3	0.0	4.0	
		T	0.2	1.3	1.3	2.1	2.0	3.0	3.1	4.6	7.8	4.6	0.0	4.1	
III	DISEASES OF BLOOD & BLOOD FORMING ORGANS & CERTAIN DISORDERS INVOLVING THE IMMUNE MECHANISM (D50-D89)	M	0.4	2.1	0.0	3.2	2.9	1.2	1.0	0.9	1.9	0.9	0.0	1.2	
		F	1.2	10.7	17.1	3.8	4.2	2.7	2.3	1.3	2.0	1.5	0.0	2.3	
		T	0.7	5.3	8.8	3.5	3.4	1.8	1.5	1.0	1.9	1.1	0.0	1.6	
IV	ENDOCRINE, NUTRITIONAL AND METABOLIC DISEASES (E00-E89)	M	2.2	4.2	2.6	8.4	8.1	3.0	5.2	6.6	6.8	5.5	7.1	5.7	
		F	0.0	0.0	0.0	3.8	4.2	5.3	6.5	8.8	9.9	7.8	4.2	6.8	
		T	1.4	2.6	1.3	6.3	6.5	3.9	5.7	7.5	8.1	6.4	5.9	6.1	
V	MENTAL AND BEHAVIOURAL DISORDERS (F01-F99)	M	0.0	0.0	0.0	0.0	1.0	0.7	1.0	0.4	0.2	0.1	0.0	0.4	
		F	0.0	0.0	0.0	0.0	0.0	0.0	0.2	0.2	0.0	0.0	0.0	0.1	
		T	0.0	0.0	0.0	0.0	0.6	0.5	0.7	0.3	0.1	0.1	0.0	0.3	
VI	DISEASES OF THE NERVOUS SYSTEM (G00-G98)	M	0.4	6.3	12.8	8.4	5.2	1.5	2.7	2.9	1.1	1.3	4.3	2.4	
		F	0.6	3.6	2.4	5.3	4.2	3.4	3.2	2.0	1.5	1.5	10.4	2.5	
		T	0.5	5.3	7.5	7.0	4.8	2.3	2.9	2.6	1.3	1.4	6.8	2.4	
VII	DISEASES OF THE EYE AND ADNEXA (H00-H59)	M	0.0	0.0	0.0	0.0	0.0	0.0	0.0	0.0	0.0	0.0	0.0	0.0	
		F	0.0	0.0	0.0	0.0	0.0	0.0	0.0	0.0	0.0	0.0	0.0	0.0	
		T	0.0	0.0	0.0	0.0	0.0	0.0	0.0	0.0	0.0	0.0	0.0	0.0	
VIII	DISEASES OF THE EAR AND MASTOID PROCESS (H60-H95)	M	0.0	0.0	2.6	0.0	0.0	0.0	0.0	0.0	0.0	0.0	0.0	0.0	
		F	0.0	0.0	0.0	0.0	0.0	0.0	0.0	0.0	0.0	0.0	0.0	0.0	
		T	0.0	0.0	1.3	0.0	0.0	0.0	0.0	0.0	0.0	0.0	0.0	0.0	
IX	DISEASES OF THE CIRCULATORY SYSTEM (I00-I99)	M	1.8	4.2	7.7	9.1	12.4	24.9	26.3	24.7	23.8	23.9	45.7	22.1	
		F	1.8	0.0	0.0	9.1	9.1	19.8	27.1	24.7	27.6	27.4	35.4	22.4	
		T	1.8	2.6	3.8	9.1	11.0	22.9	26.6	24.7	25.4	25.2	41.5	22.2	
X	DISEASES OF THE RESPIRATORY SYSTEM (J00-J98)	M	12.5	33.3	15.4	13.6	10.0	12.7	11.9	16.4	22.5	21.2	1.4	16.6	
		F	11.4	32.1	24.4	10.6	6.3	16.7	16.4	18.0	20.1	19.8	4.2	17.1	
		T	12.0	32.9	20.0	12.2	8.5	14.3	13.6	17.0	21.5	20.7	2.5	16.8	
XI	DISEASES OF THE DIGESTIVE SYSTEM (K00-K92)	M	2.6	2.1	7.7	3.2	9.5	15.7	8.8	5.3	4.4	3.7	0.0	6.2	
		F	0.6	7.1	9.8	3.0	9.1	7.2	8.1	4.4	3.1	4.6	0.0	5.0	
		T	1.8	3.9	8.8	3.1	9.3	12.3	8.5	5.0	3.9	4.0	0.0	5.7	
XII	DISEASES OF THE SKIN AND SUBCUTANEOUS TISSUE (L00-L98)	M	0.0	0.0	0.0	0.0	0.5	0.0	0.1	0.0	0.2	0.3	0.0	0.1	
		F	0.0	0.0	0.0	0.0	0.7	0.4	0.5	0.0	0.7	0.2	0.0	0.3	
		T	0.0	0.0	0.0	0.0	0.6	0.2	0.3	0.0	0.4	0.2	0.0	0.2	
XIII	DISEASES OF THE MUSCULOSKELETAL SYSTEM AND CONNECTIVE TISSUE (M00-M99)	M	0.0	2.1	0.0	0.6	0.5	0.5	0.3	0.0	0.2	0.2	0.0	0.2	
		F	0.0	0.0	0.0	0.8	0.7	0.8	0.2	0.4	0.9	0.0	0.0	0.4	
		T	0.0	1.3	0.0	0.7	0.6	0.6	0.3	0.1	0.5	0.1	0.0	0.3	
XIV	DISEASES OF THE GENITOURINARY SYSTEM (N00-N99)	M	0.0	0.0	0.0	3.9	7.1	5.7	9.0	7.9	7.1	6.3	5.7	6.6	
		F	0.6	7.1	4.9	6.1	7.7	7.6	8.8	9.6	5.5	8.4	4.2	7.4	
		T	0.2	2.6	2.5	4.9	7.4	6.5	8.9	8.6	6.5	7.1	5.1	6.9	
XV	PREGNANCY, CHILDBIRTH AND THE PUERPERIUM (O00-O99)	F	0.0	0.0	0.0	3.0	9.1	0.8	0.0	0.0	0.0	0.0	0.0	0.7	
		T	0.0	0.0	0.0	1.4	3.7	0.3	0.0	0.0	0.0	0.0	0.0	0.3	
		M	65.2	0.0	0.0	0.0	0.0	0.0	0.0	0.0	0.0	0.0	0.0	4.0	
XVI	CERTAIN CONDITIONS ORIGINATING IN THE PERINATAL PERIOD (P00-P96)	F	65.9	0.0	0.0	0.0	0.0	0.0	0.0	0.0	0.0	0.0	0.0	3.9	
		T	65.5	0.0	0.0	0.0	0.0	0.0	0.0	0.0	0.0	0.0	0.0	3.9	
		M	3.3	0.0	0.0	0.0	0.0	0.0	0.0	0.0	0.0	0.0	0.0	0.2	
XVII	CONGENITAL MALFORMATIONS, DEFORMATIONS AND CHROMOSOMAL ABNORMALITIES (Q00-Q99)	F	4.2	0.0	0.0	0.0	0.7	0.0	0.0	0.0	0.0	0.0	0.0	0.3	
		T	3.6	0.0	0.0	0.0	0.3	0.0	0.0	0.0	0.0	0.0	0.0	0.2	
		M	5.1	4.2	5.1	7.8	7.1	5.7	5.8	4.7	4.8	3.6	1.4	4.9	
XVIII	SYMPTOMS, SIGNS AND ABNORMAL CLINICAL AND LABORATORY FINDINGS N.E.C. (R00-R99)	F	4.8	0.0	0.0	9.1	9.8	6.8	5.8	7.0	4.2	5.0	0.0	5.7	
		T	5.0	2.6	2.5	8.4	8.2	6.2	5.8	5.6	4.5	4.1	0.8	5.2	
		M	0.4	8.3	0.0	13.0	10.5	4.0	2.8	2.1	0.5	0.4	0.0	2.4	
XIX	INJURY, POISONING AND CERTAIN OTHER CONSEQUENCES OF EXTERNAL CAUSES (S00-T98)	F	0.0	0.0	7.3	12.9	6.3	3.8	0.9	1.5	0.7	0.3	0.0	2.0	
		T	0.2	5.3	3.8	12.9	8.8	3.9	2.1	1.9	0.6	0.4	0.0	2.3	
		M	0.4	2.1	2.6	13.0	10.5	11.0	14.0	16.4	13.2	19.8	31.4	14.4	
XXII	CODES FOR SPECIAL PURPOSES (U00-U49)	F	0.0	3.6	2.4	6.1	12.6	10.3	9.0	11.0	8.6	12.9	39.6	10.2	
		T	0.2	2.6	2.5	9.8	11.3	10.7	12.1	14.4	11.3	17.2	34.7	12.8	
		M	100.0	100.0	100.0	100.0	100.0	100.0	100.0	100.0	100.0	100.0	100.0	100.0	
ALL CAUSES	F	100.0	100.0	100.0	100.0	100.0	100.0	100.0	100.0	100.0	100.0	100.0	100.0		
	T	100.0	100.0	100.0	100.0	100.0	100.0	100.0	100.0	100.0	100.0	100.0	100.0		
	M	100.0	100.0	100.0	100.0	100.0	100.0	100.0	100.0	100.0	100.0	100.0	100.0		

TABLE 8.33: PERCENTAGE DISTRIBUTION OF MEDICALLY CERTIFIED DEATHS BY AGE, SEX AND MAJOR CAUSE GROUPS
(BASED UPON TENTH REVISION OF ICD) DURING 2020

UTTAR PRADESH

Major Group No.	CAUSE OF DEATH	Sex	AGE GROUPS											N.S.	TOTAL
			<1	1-4	5-14	15-24	25-34	35-44	45-54	55-64	65-69	70+			
1	2	3	4	5	6	7	8	9	10	11	12	13	14	15	
I	CERTAIN INFECTIOUS AND PARASITIC DISEASES (A00-B99)	M	5.7	31.2	22.7	14.1	13.9	11.6	10.9	9.6	9.2	3.5	1.5	6.9	
		F	6.6	27.9	22.2	9.6	10.6	9.9	11.0	9.2	8.6	5.8	2.2	8.0	
		T	6.1	29.9	22.5	11.6	12.4	10.9	11.0	9.4	8.9	4.1	1.8	7.3	
II	NEOPLASMS (C00-D48)	M	0.9	3.4	2.3	1.5	1.8	5.4	4.0	3.6	2.9	0.9	0.1	1.9	
		F	0.5	1.6	1.2	0.4	1.2	5.8	4.9	4.5	4.2	1.6	0.3	2.4	
		T	0.7	2.7	1.8	0.9	1.5	5.6	4.3	3.9	3.4	1.1	0.2	2.1	
III	DISEASES OF BLOOD & BLOOD FORMING ORGANS & CERTAIN DISORDERS INVOLVING THE IMMUNE MECHANISM (D50-D89)	M	1.3	4.2	5.4	3.7	2.3	2.3	1.6	1.6	1.1	0.5	0.0	1.1	
		F	0.8	2.4	3.8	2.7	3.1	2.4	2.7	2.2	1.6	0.8	0.3	1.7	
		T	1.1	3.5	4.7	3.1	2.6	2.3	2.0	1.8	1.3	0.6	0.1	1.3	
IV	ENDOCRINE, NUTRITIONAL AND METABOLIC DISEASES (E00-E89)	M	0.5	2.0	0.9	0.6	2.4	3.1	3.4	3.4	2.8	0.8	0.3	1.6	
		F	0.3	1.1	0.6	0.6	1.2	2.5	3.1	5.1	3.9	1.3	0.3	2.0	
		T	0.4	1.6	0.8	0.6	1.8	2.8	3.3	4.0	3.2	0.9	0.3	1.7	
V	MENTAL AND BEHAVIOURAL DISORDERS (F01-F99)	M	0.0	0.0	0.4	0.0	0.4	0.1	0.5	0.3	0.2	0.1	0.0	0.2	
		F	0.0	0.5	0.0	0.1	0.3	0.2	0.4	0.5	0.4	0.1	0.0	0.2	
		T	0.0	0.2	0.2	0.1	0.4	0.1	0.5	0.4	0.3	0.1	0.0	0.2	
VI	DISEASES OF THE NERVOUS SYSTEM (G00-G98)	M	1.7	6.7	2.2	1.2	2.9	1.9	2.6	2.5	2.8	0.5	0.2	1.4	
		F	1.4	8.0	4.0	1.3	1.6	1.4	2.4	2.0	2.3	1.0	0.4	1.5	
		T	1.6	7.2	3.0	1.3	2.4	1.7	2.5	2.3	2.6	0.6	0.3	1.4	
VII	DISEASES OF THE EYE AND ADNEXA (H00-H59)	M	0.0	0.0	0.0	0.0	0.0	0.0	0.3	0.1	0.0	0.0	0.0	0.0	
		F	0.0	0.0	0.0	0.0	0.0	0.0	0.1	0.0	0.0	0.0	0.0	0.0	
		T	0.0	0.0	0.0	0.0	0.0	0.0	0.2	0.1	0.0	0.0	0.0	0.0	
VIII	DISEASES OF THE EAR AND MASTOID PROCESS (H60-H95)	M	0.0	0.0	0.0	0.0	0.0	0.1	0.0	0.0	0.0	0.0	0.0	0.0	
		F	0.0	0.0	0.0	0.0	0.0	0.0	0.1	0.0	0.0	0.0	0.0	0.0	
		T	0.0	0.0	0.0	0.0	0.0	0.1	0.0	0.0	0.0	0.0	0.0	0.0	
IX	DISEASES OF THE CIRCULATORY SYSTEM (I00-I99)	M	6.0	12.1	12.8	18.8	15.6	18.2	24.2	24.9	22.3	8.3	3.2	13.2	
		F	3.4	13.9	12.1	8.6	11.8	13.2	23.2	23.7	22.0	14.8	2.8	14.0	
		T	5.0	12.8	12.5	13.0	13.9	16.0	23.8	24.5	22.2	10.0	3.1	13.5	
X	DISEASES OF THE RESPIRATORY SYSTEM (J00-J98)	M	5.4	16.2	8.0	5.6	6.8	12.1	17.2	17.6	19.4	5.6	5.4	9.5	
		F	6.3	19.3	6.7	4.0	6.1	7.6	16.4	18.2	18.2	8.5	5.0	10.0	
		T	5.8	17.5	7.4	4.7	6.5	10.1	16.9	17.8	19.0	6.3	5.3	9.7	
XI	DISEASES OF THE DIGESTIVE SYSTEM (K00-K92)	M	0.9	2.0	3.2	3.0	5.0	5.4	4.6	4.1	4.4	1.1	1.2	2.6	
		F	0.5	0.8	3.9	1.7	3.4	3.6	4.3	3.8	3.6	2.5	1.5	2.8	
		T	0.7	1.5	3.5	2.3	4.3	4.6	4.5	4.0	4.1	1.5	1.3	2.7	
XII	DISEASES OF THE SKIN AND SUBCUTANEOUS TISSUE (L00-L98)	M	0.0	0.0	0.3	0.3	0.5	0.4	0.5	0.2	0.1	0.0	0.0	0.2	
		F	0.0	0.0	0.2	0.1	0.2	0.4	0.8	0.5	0.2	0.1	0.0	0.2	
		T	0.0	0.0	0.3	0.2	0.4	0.4	0.6	0.3	0.1	0.1	0.0	0.2	
XIII	DISEASES OF THE MUSCULOSKELETAL SYSTEM AND CONNECTIVE TISSUE (M00-M99)	M	0.0	0.0	0.1	0.1	0.2	0.4	0.2	0.2	0.1	0.0	0.0	0.1	
		F	0.0	0.0	0.1	0.1	0.0	0.2	0.2	0.2	0.2	0.1	0.0	0.1	
		T	0.0	0.0	0.1	0.1	0.1	0.3	0.2	0.2	0.1	0.0	0.0	0.1	
XIV	DISEASES OF THE GENITOURINARY SYSTEM (N00-N99)	M	0.6	0.4	1.8	2.2	2.0	2.0	2.1	6.9	6.0	2.7	0.7	2.9	
		F	0.3	0.5	2.9	0.8	1.8	1.9	3.2	6.0	7.7	4.0	0.5	3.1	
		T	0.5	0.4	2.3	1.4	1.9	1.9	2.5	6.6	6.6	3.0	0.6	3.0	
XV	PREGNANCY, CHILDBIRTH AND THE PUERPERIUM (O00-O99)	F	0.0	0.0	0.0	47.8	29.7	25.6	2.4	0.0	0.0	0.0	0.0	9.2	
		T	0.0	0.0	0.0	27.0	13.5	11.0	0.9	0.0	0.0	0.0	0.0	3.2	
XVI	CERTAIN CONDITIONS ORIGINATING IN THE PERINATAL PERIOD (P00-P96)	M	71.8	0.0	0.0	0.0	0.0	0.0	0.0	0.0	0.0	0.0	0.0	1.7	
		F	74.8	0.0	0.0	0.0	0.0	0.0	0.0	0.0	0.0	0.0	0.0	2.2	
		T	73.0	0.0	0.0	0.0	0.0	0.0	0.0	0.0	0.0	0.0	0.0	1.9	
XVII	CONGENITAL MALFORMATIONS, DEFORMATIONS AND CHROMOSOMAL ABNORMALITIES (Q00-Q99)	M	1.0	1.6	0.3	0.1	0.0	0.1	0.1	0.1	0.0	0.0	0.0	0.1	
		F	1.2	1.9	0.2	0.1	0.2	0.1	0.2	0.1	0.1	0.0	0.0	0.1	
		T	1.1	1.7	0.3	0.1	0.1	0.1	0.1	0.1	0.1	0.0	0.0	0.1	
XVIII	SYMPTOMS, SIGNS AND ABNORMAL CLINICAL AND LABORATORY FINDINGS N.E.C. (R00-R99)	M	2.3	9.7	9.2	6.5	6.4	8.4	6.5	6.7	6.5	6.6	0.3	5.7	
		F	2.4	12.6	12.4	5.5	4.8	7.3	7.6	8.7	6.8	3.0	5.7	5.8	
		T	2.4	10.9	10.6	5.9	5.7	8.0	6.9	7.4	6.7	5.7	2.2	5.8	
XIX	INJURY, POISONING AND CERTAIN OTHER CONSEQUENCES OF EXTERNAL CAUSES (S00-T98)	M	0.0	0.0	0.0	0.8	0.6	0.6	0.5	2.2	3.9	60.3	79.3	35.3	
		F	0.1	0.3	0.5	0.4	0.3	0.4	0.4	1.9	3.2	45.0	73.0	22.5	
		T	0.0	0.1	0.2	0.6	0.5	0.5	0.5	2.1	3.6	56.4	77.0	30.8	
XXII	CODES FOR SPECIAL PURPOSES (U00-U49)	M	1.7	10.5	30.4	41.6	39.2	27.8	20.7	16.1	18.4	9.0	7.7	15.5	
		F	1.5	9.1	29.1	16.1	23.8	17.5	16.9	13.5	16.9	11.4	8.1	14.2	
		T	1.7	9.9	29.9	27.2	32.2	23.4	19.3	15.2	17.8	9.6	7.8	15.0	
ALL CAUSES		M	100.0	100.0	100.0	100.0	100.0	100.0	100.0	100.0	100.0	100.0	100.0	100.0	
	F	100.0	100.0	100.0	100.0	100.0	100.0	100.0	100.0	100.0	100.0	100.0	100.0	100.0	
	T	100.0	100.0	100.0	100.0	100.0	100.0	100.0	100.0	100.0	100.0	100.0	100.0	100.0	

TABLE 8.34: PERCENTAGE DISTRIBUTION OF MEDICALLY CERTIFIED DEATHS BY AGE, SEX AND MAJOR CAUSE GROUPS (BASED UPON TENTH REVISION OF ICD) DURING 2020

WEST BENGAL

Major Group No.	CAUSE OF DEATH	Sex	AGE GROUPS											N.S.	TOTAL
			<1	1-4	5-14	15-24	25-34	35-44	45-54	55-64	65-69	70+			
1	2	3	4	5	6	7	8	9	10	11	12	13	14	15	
I	CERTAIN INFECTIOUS AND PARASITIC DISEASES (A00-B99)	M	9.5	24.6	18.8	13.8	13.6	12.3	11.7	11.1	9.3	10.1	0.0	11.1	
		F	6.4	23.2	19.8	15.0	12.4	11.1	13.3	12.4	12.2	11.8	0.0	11.9	
		T	8.0	24.0	19.2	14.4	13.1	11.8	12.3	11.6	10.3	10.8	0.0	11.4	
II	NEOPLASMS (C00-D48)	M	0.1	2.1	3.1	1.3	1.0	0.6	1.6	1.7	1.9	1.1	0.0	1.3	
		F	0.0	2.6	2.0	1.0	0.9	1.6	3.4	1.9	2.0	0.9	0.0	1.5	
		T	0.1	2.3	2.6	1.1	0.9	1.0	2.3	1.8	1.9	1.0	0.0	1.4	
III	DISEASES OF BLOOD & BLOOD FORMING ORGANS & CERTAIN DISORDERS INVOLVING THE IMMUNE MECHANISM (D50-D89)	M	0.9	4.0	4.6	1.5	1.0	0.8	0.4	0.4	0.4	0.2	0.0	0.6	
		F	0.5	4.3	3.5	2.3	1.0	0.6	0.9	0.8	0.6	0.7	0.0	0.9	
		T	0.7	4.1	4.1	1.9	1.0	0.8	0.6	0.5	0.5	0.4	0.0	0.7	
IV	ENDOCRINE, NUTRITIONAL AND METABOLIC DISEASES (E00-E89)	M	0.8	1.7	1.8	1.4	1.6	2.6	3.2	3.4	3.4	3.0	0.0	2.8	
		F	0.5	0.9	2.1	1.7	1.8	2.3	3.8	4.6	3.7	3.6	0.0	3.0	
		T	0.6	1.3	2.0	1.6	1.7	2.5	3.4	3.8	3.5	3.2	0.0	2.9	
V	MENTAL AND BEHAVIOURAL DISORDERS (F01-F99)	M	0.0	0.0	0.0	0.0	0.2	0.2	0.1	0.2	0.1	0.0	0.0	0.1	
		F	0.0	0.0	0.0	0.0	0.1	0.1	0.1	0.2	0.0	0.0	0.0	0.1	
		T	0.0	0.0	0.0	0.0	0.1	0.1	0.1	0.2	0.0	0.0	0.0	0.1	
VI	DISEASES OF THE NERVOUS SYSTEM (G00-G98)	M	1.7	13.1	11.8	3.4	2.5	1.8	1.7	1.5	1.4	1.3	0.0	1.8	
		F	0.8	11.9	10.2	2.7	2.7	1.7	1.5	1.4	1.5	1.3	0.0	1.7	
		T	1.3	12.6	11.0	3.0	2.6	1.8	1.7	1.5	1.4	1.3	0.0	1.8	
VII	DISEASES OF THE EYE AND ADNEXA (H00-H59)	M	0.0	0.2	0.3	0.0	0.0	0.1	0.0	0.0	0.0	0.0	0.0	0.0	
		F	0.0	0.0	0.2	0.0	0.1	0.0	0.1	0.0	0.1	0.0	0.0	0.0	
		T	0.0	0.1	0.2	0.0	0.1	0.1	0.0	0.0	0.0	0.0	0.0	0.0	
VIII	DISEASES OF THE EAR AND MASTOID PROCESS (H60-H95)	M	0.0	0.0	0.3	0.0	0.0	0.0	0.0	0.0	0.0	0.0	0.0	0.0	
		F	0.0	0.0	0.0	0.0	0.0	0.0	0.0	0.0	0.0	0.0	0.0	0.0	
		T	0.0	0.0	0.2	0.0	0.0	0.0	0.0	0.0	0.0	0.0	0.0	0.0	
IX	DISEASES OF THE CIRCULATORY SYSTEM (I00-I99)	M	4.8	10.3	10.6	12.0	15.4	31.2	32.9	37.6	36.2	32.5	0.0	29.7	
		F	3.4	11.9	16.0	14.3	16.2	38.7	36.0	42.3	43.9	44.2	0.0	32.7	
		T	4.0	11.0	13.1	13.2	15.8	34.4	34.1	39.2	38.9	36.8	0.0	30.9	
X	DISEASES OF THE RESPIRATORY SYSTEM (J00-J98)	M	6.5	17.9	9.7	7.3	8.5	8.2	14.1	16.8	23.8	27.8	0.0	17.5	
		F	5.0	18.6	9.7	7.4	7.5	7.2	11.0	13.2	14.2	16.6	0.0	11.4	
		T	5.7	18.2	9.7	7.4	8.0	7.8	12.9	15.5	20.4	23.7	0.0	15.1	
XI	DISEASES OF THE DIGESTIVE SYSTEM (K00-K92)	M	1.0	3.8	4.3	3.6	8.8	10.5	7.0	3.6	2.5	1.7	0.0	4.2	
		F	0.8	5.2	3.6	2.9	3.5	2.7	3.1	2.6	2.0	1.5	0.0	2.3	
		T	0.9	4.4	4.0	3.2	6.4	7.1	5.5	3.2	2.3	1.7	0.0	3.4	
XII	DISEASES OF THE SKIN AND SUBCUTANEOUS TISSUE (L00-L98)	M	0.0	0.4	0.1	0.2	0.3	0.1	0.1	0.1	0.2	0.1	0.0	0.1	
		F	0.0	0.6	0.5	0.2	0.2	0.2	0.2	0.1	0.1	0.1	0.0	0.1	
		T	0.0	0.5	0.3	0.2	0.2	0.2	0.1	0.1	0.1	0.1	0.0	0.1	
XIII	DISEASES OF THE MUSCULOSKELETAL SYSTEM AND CONNECTIVE TISSUE (M00-M99)	M	0.1	0.2	0.1	0.7	0.3	0.3	0.2	0.1	0.1	0.1	0.0	0.2	
		F	0.1	0.9	0.3	0.7	0.5	0.3	0.2	0.1	0.1	0.1	0.0	0.2	
		T	0.1	0.5	0.2	0.7	0.4	0.3	0.2	0.1	0.1	0.1	0.0	0.2	
XIV	DISEASES OF THE GENITOURINARY SYSTEM (N00-N99)	M	1.0	3.8	5.7	5.7	6.9	7.1	7.7	6.9	5.8	6.0	0.0	6.1	
		F	0.6	1.7	5.6	5.1	6.3	6.2	6.8	6.4	6.2	5.3	0.0	5.3	
		T	0.8	2.9	5.6	5.4	6.7	6.7	7.4	6.7	6.0	5.7	0.0	5.8	
XV	PREGNANCY, CHILDBIRTH AND THE PUERPERIUM (O00-O99)	F	0.0	0.0	0.0	4.3	14.7	9.9	3.8	0.0	0.0	0.0	0.0	2.7	
		T	0.0	0.0	0.0	2.2	6.6	4.3	1.4	0.0	0.0	0.0	0.0	1.1	
XVI	CERTAIN CONDITIONS ORIGINATING IN THE PERINATAL PERIOD (P00-P96)	M	56.6	0.0	0.0	0.0	0.0	0.0	0.0	0.0	0.0	0.0	0.0	4.6	
		F	71.8	0.0	0.0	0.0	0.0	0.0	0.0	0.0	0.0	0.0	0.0	9.1	
		T	64.4	0.0	0.0	0.0	0.0	0.0	0.0	0.0	0.0	0.0	0.0	6.4	
XVII	CONGENITAL MALFORMATIONS, DEFORMATIONS AND CHROMOSOMAL ABNORMALITIES (Q00-Q99)	M	12.0	0.0	0.0	0.0	0.0	0.0	0.0	0.0	0.0	0.0	0.0	1.0	
		F	6.4	0.0	0.0	0.0	0.0	0.0	0.0	0.0	0.0	0.0	0.0	0.8	
		T	9.1	0.0	0.0	0.0	0.0	0.0	0.0	0.0	0.0	0.0	0.0	0.9	
XVIII	SYMPTOMS, SIGNS AND ABNORMAL CLINICAL AND LABORATORY FINDINGS N.E.C. (R00-R99)	M	4.3	15.4	20.8	31.6	24.9	15.2	11.1	8.6	7.1	6.1	0.0	10.2	
		F	3.3	14.8	16.5	22.3	16.8	9.7	8.8	7.3	6.7	6.1	0.0	8.6	
		T	3.8	15.1	18.8	26.7	21.2	12.9	10.2	8.2	7.0	6.1	0.0	9.6	
XIX	INJURY, POISONING AND CERTAIN OTHER CONSEQUENCES OF EXTERNAL CAUSES (S00-T98)	M	0.5	2.3	7.7	15.8	12.8	6.5	4.4	2.6	1.6	1.5	0.0	3.7	
		F	0.2	3.2	9.2	19.3	13.8	5.9	3.7	2.8	2.3	2.3	0.0	4.5	
		T	0.3	2.7	8.5	17.6	13.3	6.2	4.1	2.7	1.8	1.8	0.0	4.0	
XXII	CODES FOR SPECIAL PURPOSES (U00-U49)	M	0.1	0.2	0.3	1.6	2.0	2.5	3.7	5.3	6.3	8.4	0.0	4.9	
		F	0.1	0.3	0.7	0.9	1.6	1.6	3.4	4.0	4.5	5.5	0.0	3.1	
		T	0.1	0.2	0.5	1.2	1.8	2.1	3.6	4.8	5.6	7.3	0.0	4.2	
ALL CAUSES	M	100.0	100.0	100.0	100.0	100.0	100.0	100.0	100.0	100.0	100.0	100.0	0.0	100.0	
	F	100.0	100.0	100.0	100.0	100.0	100.0	100.0	100.0	100.0	100.0	100.0	0.0	100.0	
	T	100.0	100.0	100.0	100.0	100.0	100.0	100.0	100.0	100.0	100.0	100.0	0.0	100.0	

TABLE 9 : MEDICALLY CERTIFIED DEATHS BY SEX AND MAJOR CAUSE GROUPS (BASED UPON TENTH REVISION OF I.C.D.) DURING 2009 to 2020

All States/Union Territories (Total)															
MAJOR GROUP NO.	CAUSE OF DEATH	SEX	YEAR												
			2009	2010	2011	2012	2013	2014	2015	2016	2017	2018	2019	2020	
1	2	3	4	5	6	7	8	9	10	11	12	13	14	15	
I	CERTAIN INFECTIOUS AND PARASITIC DISEASES	M	76441	80365	76732	78879	69518	80205	82155	84809	93236	85430	96257	80274	
		F	45009	47031	43935	44944	42666	46264	48099	51251	54158	51318	58319	47659	
		T	121450	127396	120667	123823	112184	126469	130254	136060	147394	136748	154576	127933	
II	NEOPLASMS	M	24984	25744	29882	28570	27208	31831	35769	33990	50701	47010	50061	49957	
		F	18544	19147	21828	21534	20189	25274	27107	24934	39539	35421	37254	35300	
		T	43528	44891	51710	50104	47397	57105	62876	58924	90240	82431	87315	85257	
III	DISEASES OF THE BLOOD & BLOOD FORMING ORGANS AND CERTAIN DISORDERS INVOLVING THE IMMUNE MECHANISM	M	7048	7453	7159	7159	6565	7899	8267	8596	12096	10619	10061	9899	
		F	7013	7145	6954	6671	6488	7302	7666	7963	11123	10054	9622	8316	
		T	14061	14598	14113	13830	13053	15201	15933	16559	23219	20673	19683	18215	
IV	ENDOCRINE, NUTRITIONAL AND METABOLIC DISEASES	M	23170	22330	22313	23034	20726	22549	26710	30650	43508	46515	52682	62952	
		F	16080	15772	15962	16676	13996	16435	20125	21530	31816	34971	36728	41713	
		T	39250	38102	38275	39710	34722	38984	46835	52180	75324	81486	89410	104665	
V	MENTAL AND BEHAVIOURAL DISORDERS	M	588	831	962	2228	1070	1168	1782	2346	1718	2182	1821	3067	
		F	209	258	335	1155	513	661	815	884	596	762	943	1216	
		T	797	1089	1297	3383	1583	1829	2597	3230	2314	2944	2764	4283	
VI	DISEASES OF THE NERVOUS SYSTEM	M	14946	13425	13200	13532	11771	11682	14148	16019	18354	18850	19123	20968	
		F	9295	8597	8290	8465	7755	7492	8514	9126	11251	12044	11665	11332	
		T	24241	22022	21490	21997	19526	19174	22662	25145	29605	30894	30788	32300	
VII	DISEASES OF THE EYE AND ADNEXA	M	19	25	35	41	90	103	73	171	157	93	122	1748	
		F	17	21	31	23	57	66	44	86	82	80	63	882	
		T	36	46	66	64	147	169	117	257	239	173	185	2630	
VIII	DISEASES OF THE EAR AND MASTOID PROCESS	M	11	11	31	20	37	33	39	61	86	86	85	186	
		F	6	13	18	11	25	16	16	36	42	36	40	96	
		T	17	24	49	31	62	49	55	97	128	122	125	282	
IX	DISEASES OF THE CIRCULATORY SYSTEM	M	178976	178633	170030	188328	163806	209192	241508	245477	294910	297955	319421	364803	
		F	110279	110938	108060	116429	105256	128183	151263	145124	184181	180969	193969	215948	
		T	289255	289571	278090	304757	269062	337375	392771	390601	479091	478924	513390	580751	
X	DISEASES OF THE RESPIRATORY SYSTEM	M	51049	58233	55831	53232	49543	53146	67304	68875	81960	86614	96846	119766	
		F	30382	34056	33138	31457	27597	29608	39208	41329	47658	50321	55465	61394	
		T	81431	92289	88969	84689	77140	82754	106512	110204	129618	136935	152311	181160	
XI	DISEASES OF THE DIGESTIVE SYSTEM	M	27972	31215	32938	33889	33637	36282	40493	40902	46683	50478	53687	47316	
		F	8060	9206	9822	9695	9434	10424	11347	13127	15346	15462	16148	14639	
		T	36032	40421	42760	43584	43071	46706	51840	54029	62029	65940	69835	61955	
XII	DISEASES OF THE SKIN AND SUBCUTANEOUS TISSUE	M	1021	1139	1217	1151	1580	1583	1894	1913	2445	2878	2769	2053	
		F	569	613	669	592	800	917	890	975	1427	1632	1580	1297	
		T	1590	1752	1886	1743	2380	2500	2784	2888	3872	4510	4349	3350	
XIII	DISEASES OF THE MUSCULOSKELETAL SYSTEM AND CONNECTIVE TISSUE	M	276	373	591	466	997	513	677	982	1166	1691	1352	2065	
		F	282	402	539	474	1340	566	670	843	1191	1544	1309	1937	
		T	558	775	1130	940	2337	1079	1347	1825	2357	3235	2661	4002	
XIV	DISEASES OF THE GENITOURINARY SYSTEM	M	16372	17295	16740	17749	15664	18708	23046	24593	28331	31589	34513	37819	
		F	10054	10251	11121	11238	10085	11793	13832	14971	16827	19026	20612	21482	
		T	26426	27546	27861	28987	25749	30501	36878	39564	45158	50615	55125	59301	
XV	PREGNANCY, CHILDBIRTH AND THE PUERPERIUM	F	4213	4983	4810	4555	4283	4627	5368	8266	6139	6891	6595	8356	
		T	4213	4983	4810	4555	4283	4627	5368	8266	6139	6891	6595	8356	
XVI	CERTAIN CONDITIONS ORIGINATING IN THE PERINATAL PERIOD	M	40921	38270	42957	42083	45302	48146	47787	47463	48859	52469	50704	42819	
		F	27041	28776	28779	27646	29644	29036	30325	30305	32880	33626	34320	31669	
		T	67962	67046	71736	69729	74946	77182	78112	77768	81739	86095	85024	74488	
XVII	CONGENITAL MALFORMATIONS, DEFORMATIONS AND CHROMOSOMAL ABNORMALITIES	M	3005	3055	4000	3686	4763	5124	4929	4775	5158	6205	6080	6156	
		F	2014	2039	2577	2365	3286	2930	2872	2643	3671	4067	3862	3789	
		T	5019	5094	6577	6051	8049	8054	7801	7418	8829	10272	9942	9945	
XVIII	SYMPTOMS, SIGNS AND ABNORMAL CLINICAL AND LABORATORY FINDINGS NOT ELSEWHERE CLASSIFIED	M	74571	73353	72928	80253	76714	87377	88741	88432	88580	115404	126616	119657	
		F	46731	47738	46268	49987	46902	53497	55741	54425	53927	75525	81711	71952	
		T	121302	121091	119196	130240	123616	140874	144482	142857	142507	190929	208327	191609	
XIX	INJURY, POISONING AND CERTAIN OTHER CONSEQUENCES OF EXTERNAL CAUSES	M	44061	46780	48238	50800	46719	51145	51560	47336	55420	44007	54999	74397	
		F	24789	25380	27072	26787	22832	24444	22268	23295	25838	22199	24136	26191	
		T	68850	72160	75310	77587	69551	75589	73828	70631	81258	66206	79135	100588	
XXII	CODES FOR SPECIAL PURPOSES (U00-U49)	M	0	0	0	0	0	0	0	0	0	0	0	114217	
		F	0	0	0	0	0	0	0	0	0	0	0	46401	
		T	0	0	0	0	0	0	0	0	0	0	0	160618	
ALL CAUSES	M	585431	598530	595784	625100	575710	666686	736882	747390	873368	900075	977199	1160119		
	F	360587	372366	370208	380704	353148	399535	446170	451113	537692	555948	594341	651569		
	T	946018	970896	965992	1005804	928858	1066221	1183052	1198503	1411060	1456023	1571540	1811688		

TABLE 10 : PERCENTAGE DISTRIBUTION OF MEDICALLY CERTIFIED DEATHS BY SEX AND MAJOR CAUSE GROUPS (BASED UPON TENTH REVISION OF I.C.D.) DURING 2009 to 2020

All States/Union Territories (Total)														
MAJOR GROUP NO.	CAUSE OF DEATH	SEX	YEAR											
			2009	2010	2011	2012	2013	2014	2015	2016	2017	2018	2019	2020
1	2	3	4	5	6	7	8	9	10	11	12	13	14	15
I	CERTAIN INFECTIOUS AND PARASITIC DISEASES	M	13.1	13.4	12.9	12.6	12.1	12.0	11.1	11.3	10.7	9.5	9.9	6.9
		F	12.5	12.6	11.9	11.8	12.1	11.6	10.8	11.4	10.1	9.2	9.8	7.3
		T	12.8	13.1	12.5	12.3	12.1	11.9	11.0	11.4	10.4	9.4	9.8	7.1
II	NEOPLASMS	M	4.3	4.3	5.0	4.6	4.7	4.8	4.9	4.5	5.8	5.2	5.1	4.3
		F	5.1	5.1	5.9	5.7	5.7	6.3	6.1	5.5	7.4	6.4	6.3	5.4
		T	4.6	4.6	5.4	5.0	5.1	5.4	5.3	4.9	6.4	5.7	5.6	4.7
III	DISEASES OF THE BLOOD & BLOOD FORMING ORGANS AND CERTAIN DISORDERS INVOLVING THE IMMUNE MECHANISM	M	1.2	1.2	1.2	1.1	1.1	1.2	1.1	1.2	1.4	1.2	1.0	0.9
		F	1.9	1.9	1.9	1.8	1.8	1.8	1.7	1.8	2.1	1.8	1.6	1.3
		T	1.5	1.5	1.5	1.4	1.4	1.4	1.3	1.4	1.6	1.4	1.3	1.0
IV	ENDOCRINE, NUTRITIONAL AND METABOLIC DISEASES	M	4.0	3.7	3.7	3.7	3.6	3.4	3.6	4.1	5.0	5.2	5.4	5.4
		F	4.5	4.2	4.3	4.4	4.0	4.1	4.5	4.8	5.9	6.3	6.2	6.4
		T	4.1	3.9	4.0	3.9	3.7	3.7	4.0	4.4	5.3	5.6	5.7	5.8
V	MENTAL AND BEHAVIOURAL DISORDERS	M	0.1	0.1	0.2	0.4	0.2	0.2	0.2	0.3	0.2	0.2	0.2	0.3
		F	0.1	0.1	0.1	0.3	0.1	0.2	0.2	0.2	0.1	0.1	0.2	0.2
		T	0.1	0.1	0.1	0.3	0.2	0.2	0.2	0.3	0.2	0.2	0.2	0.2
VI	DISEASES OF THE NERVOUS SYSTEM	M	2.6	2.2	2.2	2.2	2.0	1.8	1.9	2.1	2.1	2.1	2.0	1.8
		F	2.6	2.3	2.2	2.2	2.2	1.9	1.9	2.0	2.1	2.2	2.0	1.7
		T	2.6	2.3	2.2	2.2	2.1	1.8	1.9	2.1	2.1	2.1	2.0	1.8
VII	DISEASES OF THE EYE AND ADNEXA	M	0.0	0.0	0.0	0.0	0.0	0.0	0.0	0.0	0.0	0.0	0.0	0.2
		F	0.0	0.0	0.0	0.0	0.0	0.0	0.0	0.0	0.0	0.0	0.0	0.1
		T	0.0	0.0	0.0	0.0	0.0	0.0	0.0	0.0	0.0	0.0	0.0	0.1
VIII	DISEASES OF THE EAR AND MASTOID PROCESS	M	0.0	0.0	0.0	0.0	0.0	0.0	0.0	0.0	0.0	0.0	0.0	0.0
		F	0.0	0.0	0.0	0.0	0.0	0.0	0.0	0.0	0.0	0.0	0.0	0.0
		T	0.0	0.0	0.0	0.0	0.0	0.0	0.0	0.0	0.0	0.0	0.0	0.0
IX	DISEASES OF THE CIRCULATORY SYSTEM	M	30.6	29.8	28.5	30.1	28.5	31.4	32.8	32.8	33.8	33.1	32.7	31.4
		F	30.6	29.8	29.2	30.6	29.8	32.1	33.9	32.2	34.3	32.6	32.6	33.1
		T	30.6	29.8	28.8	30.3	29.0	31.6	33.2	32.6	34.0	32.9	32.7	32.1
X	DISEASES OF THE RESPIRATORY SYSTEM	M	8.7	9.7	9.4	8.5	8.6	8.0	9.1	9.2	9.4	9.6	9.9	10.3
		F	8.4	9.1	9.0	8.3	7.8	7.4	8.8	9.2	8.9	9.1	9.3	9.4
		T	8.6	9.5	9.2	8.4	8.3	7.8	9.0	9.2	9.2	9.4	9.7	10.0
XI	DISEASES OF THE DIGESTIVE SYSTEM	M	4.8	5.2	5.5	5.4	5.8	5.4	5.5	5.5	5.3	5.6	5.5	4.1
		F	2.2	2.5	2.7	2.5	2.7	2.6	2.5	2.9	2.9	2.8	2.7	2.2
		T	3.8	4.2	4.4	4.3	4.6	4.4	4.4	4.5	4.4	4.5	4.4	3.4
XII	DISEASES OF THE SKIN AND SUBCUTANEOUS TISSUE	M	0.2	0.2	0.2	0.2	0.3	0.2	0.3	0.3	0.3	0.3	0.3	0.2
		F	0.2	0.2	0.2	0.2	0.2	0.2	0.2	0.2	0.3	0.3	0.3	0.2
		T	0.2	0.2	0.2	0.2	0.3	0.2	0.2	0.2	0.3	0.3	0.3	0.2
XIII	DISEASES OF THE MUSCULOSKELETAL SYSTEM AND CONNECTIVE TISSUE	M	0.0	0.1	0.1	0.1	0.2	0.1	0.1	0.1	0.1	0.2	0.1	0.2
		F	0.1	0.1	0.1	0.1	0.4	0.1	0.2	0.2	0.2	0.3	0.2	0.3
		T	0.1	0.1	0.1	0.1	0.3	0.1	0.1	0.2	0.2	0.2	0.2	0.2
XIV	DISEASES OF THE GENITOURINARY SYSTEM	M	2.8	2.9	2.8	2.8	2.7	2.8	3.1	3.3	3.2	3.5	3.5	3.3
		F	2.8	2.8	3.0	3.0	2.9	3.0	3.1	3.3	3.1	3.4	3.5	3.3
		T	2.8	2.8	2.9	2.9	2.8	2.9	3.1	3.3	3.2	3.5	3.5	3.3
XV	PREGNANCY, CHILDBIRTH AND THE PUERPERIUM	F	1.2	1.3	1.3	1.2	1.2	1.2	1.2	1.8	1.1	1.2	1.1	1.3
		T	0.4	0.5	0.5	0.5	0.5	0.4	0.5	0.7	0.4	0.5	0.4	0.5
XVI	CERTAIN CONDITIONS ORIGINATING IN THE PERINATAL PERIOD	M	7.0	6.4	7.2	6.7	7.9	7.2	6.5	6.4	5.6	5.8	5.2	3.7
		F	7.5	7.7	7.8	7.3	8.4	7.3	6.8	6.7	6.1	6.0	5.8	4.9
		T	7.2	6.9	7.4	6.9	8.1	7.2	6.6	6.5	6.5	5.9	5.4	4.1
XVII	CONGENITAL MALFORMATIONS, DEFORMATIONS AND CHROMOSOMAL ABNORMALITIES	M	0.5	0.5	0.7	0.6	0.8	0.8	0.7	0.6	0.6	0.7	0.6	0.5
		F	0.6	0.5	0.7	0.6	0.9	0.7	0.6	0.6	0.7	0.7	0.6	0.6
		T	0.5	0.5	0.7	0.6	0.9	0.8	0.7	0.6	0.6	0.7	0.6	0.5
XVIII	SYMPTOMS, SIGNS AND ABNORMAL CLINICAL AND LABORATORY FINDINGS NOT ELSEWHERE CLASSIFIED	M	12.7	12.3	12.2	12.8	13.3	13.1	12.0	11.8	10.1	12.8	13.0	10.3
		F	13.0	12.8	12.5	13.1	13.3	13.4	12.5	12.1	10.0	13.6	13.7	11.0
		T	12.8	12.5	12.3	12.9	13.3	13.2	12.2	11.9	10.1	13.1	13.3	10.6
XIX	INJURY, POISONING AND CERTAIN OTHER CONSEQUENCES OF EXTERNAL CAUSES	M	7.5	7.8	8.1	8.1	8.1	7.7	7.0	6.3	6.3	4.9	5.6	6.4
		F	6.9	6.8	7.3	7.0	6.5	6.1	5.0	5.2	4.8	4.0	4.1	4.0
		T	7.3	7.4	7.8	7.7	7.5	7.1	6.2	5.9	5.8	4.5	5.0	5.6
XXII	CODES FOR SPECIAL PURPOSES (U00-U49)	M	0.0	0.0	0.0	0.0	0.0	0.0	0.0	0.0	0.0	0.0	0.0	9.8
		F	0.0	0.0	0.0	0.0	0.0	0.0	0.0	0.0	0.0	0.0	0.0	7.1
		T	0.0	0.0	0.0	0.0	0.0	0.0	0.0	0.0	0.0	0.0	0.0	8.9
ALL CAUSES	M	100.0	100.0	100.0	100.0	100.0	100.0	100.0	100.0	100.0	100.0	100.0	100.0	
	F	100.0	100.0	100.0	100.0	100.0	100.0	100.0	100.0	100.0	100.0	100.0	100.0	
	T	100.0	100.0	100.0	100.0	100.0	100.0	100.0	100.0	100.0	100.0	100.0	100.0	

TABLE 11 :PERCENTAGE DISTRIBUTION OF MEDICALLY CERTIFIED DEATHS BY AGE, SEX AND MAJOR CAUSE GROUPS
(BASED UPON TENTH REVISION OF ICD) DURING 2020

ALL STATES/UNION TERRITORIES (TOTAL)

Major Group No.	CAUSE OF DEATH	Sex	AGE GROUPS												N.S.	TOTAL
			<1	1-4	5-14	15-24	25-34	35-44	45-54	55-64	65-69	70+				
			1	2	3	4	5	6	7	8	9	10	11	12		
I	CERTAIN INFECTIOUS AND PARASITIC DISEASES (A00-B99)	M	5.7	19.3	16.3	11.1	10.8	9.4	7.8	6.4	6.2	4.8	3.5	6.9		
		F	5.5	19.3	18.9	14.6	12.4	10.6	8.7	6.7	6.1	4.8	3.9	7.3		
		T	5.6	19.3	17.5	12.6	11.3	9.8	8.1	6.5	6.2	4.8	3.6	7.1		
II	NEOPLASMS (C00-D48)	M	0.2	3.5	6.4	3.6	3.7	4.0	4.9	5.3	5.1	4.0	2.3	4.3		
		F	0.1	3.5	4.9	2.9	4.3	7.3	8.3	7.7	5.9	4.2	2.9	5.4		
		T	0.2	3.5	5.8	3.3	3.9	5.0	6.0	6.1	5.4	4.1	2.5	4.7		
III	DISEASES OF BLOOD & BLOOD FORMING ORGANS & CERTAIN DISORDERS INVOLVING THE IMMUNE MECHANISM (D50-D89)	M	0.4	3.8	4.1	2.4	1.3	1.0	0.8	0.7	0.7	0.7	0.4	0.9		
		F	0.4	3.3	4.8	3.7	2.8	1.9	1.3	1.0	0.8	0.9	0.8	1.3		
		T	0.4	3.6	4.4	3.0	1.8	1.3	1.0	0.8	0.7	0.8	0.5	1.0		
IV	ENDOCRINE, NUTRITIONAL AND METABOLIC DISEASES (E00-E89)	M	0.4	2.0	1.9	1.4	2.8	3.8	5.4	6.7	7.5	6.5	3.4	5.4		
		F	0.4	1.9	1.9	1.6	2.4	3.8	6.3	8.8	8.9	7.8	3.7	6.4		
		T	0.4	2.0	1.9	1.5	2.7	3.8	5.7	7.4	8.0	7.0	3.5	5.8		
V	MENTAL AND BEHAVIOURAL DISORDERS (F01-F99)	M	0.0	0.2	0.3	0.5	0.4	0.4	0.3	0.3	0.2	0.2	0.2	0.3		
		F	0.0	0.2	0.2	0.3	0.3	0.2	0.2	0.2	0.2	0.2	0.1	0.2		
		T	0.0	0.2	0.3	0.4	0.4	0.4	0.3	0.2	0.2	0.2	0.2	0.2		
VI	DISEASES OF THE NERVOUS SYSTEM (G00-G98)	M	1.1	8.5	6.9	3.1	2.5	2.1	1.8	1.5	1.8	1.5	1.0	1.8		
		F	1.1	8.1	6.8	2.7	2.3	1.9	1.8	1.4	1.8	1.4	1.2	1.7		
		T	1.1	8.3	6.9	3.0	2.5	2.1	1.8	1.5	1.8	1.5	1.1	1.8		
VII	DISEASES OF THE EYE AND ADNEXA (H00-H59)	M	0.0	0.1	0.1	0.1	0.2	0.2	0.2	0.2	0.2	0.1	0.0	0.2		
		F	0.0	0.0	0.1	0.2	0.1	0.2	0.2	0.2	0.1	0.1	0.0	0.1		
		T	0.0	0.0	0.1	0.1	0.2	0.2	0.2	0.2	0.2	0.1	0.0	0.1		
VIII	DISEASES OF THE EAR AND MASTOID PROCESS (H60-H95)	M	0.0	0.0	0.0	0.0	0.0	0.0	0.0	0.0	0.0	0.0	0.0	0.0		
		F	0.0	0.0	0.0	0.0	0.0	0.0	0.0	0.0	0.0	0.0	0.0	0.0		
		T	0.0	0.0	0.0	0.0	0.0	0.0	0.0	0.0	0.0	0.0	0.0	0.0		
IX	DISEASES OF THE CIRCULATORY SYSTEM (I00-I99)	M	3.0	11.0	12.4	18.5	22.2	29.7	34.3	36.1	36.8	36.2	10.4	31.4		
		F	2.9	12.5	13.7	17.3	22.6	29.7	33.4	36.6	42.2	41.3	11.2	33.1		
		T	3.0	11.6	13.0	18.0	22.3	29.7	34.1	36.3	38.8	38.1	10.7	32.1		
X	DISEASES OF THE RESPIRATORY SYSTEM (J00-J98)	M	5.3	15.3	11.4	8.5	9.1	8.8	10.0	11.1	12.0	11.2	8.1	10.3		
		F	5.4	14.3	10.7	8.5	8.9	9.3	9.9	10.6	9.5	9.5	8.0	9.4		
		T	5.3	14.9	11.1	8.5	9.1	9.0	10.0	10.9	11.1	10.5	8.1	10.0		
XI	DISEASES OF THE DIGESTIVE SYSTEM (K00-K92)	M	0.6	2.9	3.2	4.2	7.8	9.1	6.9	3.8	2.5	1.7	2.6	4.1		
		F	0.5	3.0	3.2	3.1	3.5	3.5	3.7	2.3	1.8	1.5	2.2	2.2		
		T	0.5	2.9	3.2	3.7	6.4	7.4	5.9	3.3	2.3	1.6	2.5	3.4		
XII	DISEASES OF THE SKIN AND SUBCUTANEOUS TISSUE (L00-L98)	M	0.1	0.1	0.2	0.2	0.2	0.2	0.2	0.2	0.2	0.2	0.3	0.2		
		F	0.0	0.1	0.2	0.2	0.3	0.2	0.2	0.2	0.2	0.2	0.1	0.2		
		T	0.1	0.1	0.2	0.2	0.2	0.2	0.2	0.2	0.2	0.2	0.2	0.2		
XIII	DISEASES OF THE MUSCULOSKELETAL SYSTEM AND CONNECTIVE TISSUE (M00-M99)	M	0.0	0.1	0.3	0.3	0.2	0.2	0.2	0.2	0.1	0.2	0.1	0.2		
		F	0.0	0.1	0.4	0.5	0.5	0.3	0.3	0.3	0.2	0.3	0.2	0.3		
		T	0.0	0.1	0.3	0.4	0.3	0.3	0.2	0.2	0.2	0.2	0.1	0.2		
XIV	DISEASES OF THE GENITOURINARY SYSTEM (N00-N99)	M	1.1	2.2	3.6	3.5	3.5	3.5	3.6	3.7	3.2	3.1	2.0	3.3		
		F	0.9	2.4	3.9	3.2	4.2	4.3	4.1	3.7	3.4	3.0	1.8	3.3		
		T	1.0	2.3	3.8	3.4	3.7	3.8	3.7	3.3	3.3	3.1	1.9	3.3		
XV	PREGNANCY, CHILDBIRTH AND THE PUERPERIUM (O00-O99)	F	0.0	0.0	0.0	10.7	8.3	4.1	1.0	0.0	0.0	0.0	0.3	1.3		
		T	0.0	0.0	0.0	4.7	2.8	1.2	0.3	0.0	0.0	0.0	0.1	0.5		
XVI	CERTAIN CONDITIONS ORIGINATING IN THE PERINATAL PERIOD (P00-P96)	M	71.2	0.0	0.0	0.0	0.0	0.0	0.0	0.0	0.0	0.0	0.7	3.7		
		F	72.4	0.0	0.0	0.0	0.0	0.0	0.0	0.0	0.0	0.0	1.1	4.9		
		T	71.7	0.0	0.0	0.0	0.0	0.0	0.0	0.0	0.0	0.0	0.8	4.1		
XVII	CONGENITAL MALFORMATIONS, DEFORMATIONS AND CHROMOSOMAL ABNORMALITIES (Q00-Q99)	M	5.5	5.9	2.6	0.4	0.2	0.3	0.3	0.2	0.2	0.1	0.3	0.5		
		F	4.9	5.1	2.3	0.4	0.3	0.2	0.3	0.2	0.2	0.1	0.3	0.6		
		T	5.2	5.6	2.5	0.4	0.2	0.2	0.3	0.2	0.2	0.1	0.3	0.5		
XVIII	SYMPTOMS, SIGNS AND ABNORMAL CLINICAL AND LABORATORY FINDINGS N.E.C. (R00-R99)	M	4.7	15.9	17.8	17.5	14.0	11.2	8.8	8.8	8.6	12.1	5.3	10.3		
		F	4.9	18.0	17.6	14.1	12.3	10.2	8.7	8.5	8.4	15.0	8.9	11.0		
		T	4.8	16.8	17.7	16.0	13.4	10.9	8.7	8.7	8.5	13.2	6.5	10.6		
XIX	INJURY, POISONING AND CERTAIN OTHER CONSEQUENCES OF EXTERNAL CAUSES (S00-T98)	M	0.5	7.7	8.2	19.0	14.5	8.1	4.7	3.0	2.3	6.7	41.0	6.4		
		F	0.4	6.6	6.1	11.5	8.6	5.0	3.1	2.1	1.5	3.2	40.8	4.0		
		T	0.4	7.2	7.3	15.7	12.5	7.1	4.2	2.7	2.0	5.3	40.9	5.6		
XXII	CODES FOR SPECIAL PURPOSES (U00-U49)	M	0.3	1.6	4.2	5.7	6.6	7.9	9.8	11.9	12.4	10.8	18.4	9.8		
		F	0.2	1.5	4.1	4.4	6.0	6.9	8.5	9.6	8.8	6.6	12.6	7.1		
		T	0.2	1.6	4.1	5.1	6.4	7.6	9.4	11.1	11.1	9.1	16.5	8.9		
ALL CAUSES	M	100.0	100.0	100.0	100.0	100.0	100.0	100.0	100.0	100.0	100.0	100.0	100.0			
	F	100.0	100.0	100.0	100.0	100.0	100.0	100.0	100.0	100.0	100.0	100.0	100.0			
	T	100.0	100.0	100.0	100.0	100.0	100.0	100.0	100.0	100.0	100.0	100.0	100.0			

TABLE 12 :PERCENTAGE DISTRIBUTION OF MEDICALLY CERTIFIED DEATHS OVER AGE GROUPS BY SEX AND MAJOR CAUSE GROUPS (BASED UPON TENTH REVISION OF ICD) DURING 2020

ALL STATES/UNION TERRITORIES (TOTAL)

Major Group No.	CAUSE OF DEATH	Sex	AGE GROUPS											N.S.	TOTAL
			<1	1-4	5-14	15-24	25-34	35-44	45-54	55-64	65-69	70+			
			1	2	3	4	5	6	7	8	9	10	11		
I	CERTAIN INFECTIOUS AND PARASITIC DISEASES (A00-B99)	M	4.2	1.8	2.4	4.8	8.8	12.6	17.0	18.4	10.2	18.9	1.0	100.0	
		F	5.1	2.2	3.6	8.3	8.4	10.3	14.6	16.4	10.0	20.2	0.9	100.0	
		T	4.6	1.9	2.9	6.1	8.6	11.7	16.1	17.7	10.1	19.3	0.9	100.0	
II	NEOPLASMS (C00-D48)	M	0.2	0.5	1.5	2.5	4.8	8.6	17.3	24.5	13.5	25.5	1.0	100.0	
		F	0.2	0.5	1.3	2.3	3.9	9.5	18.8	25.6	13.0	24.0	0.9	100.0	
		T	0.2	0.5	1.4	2.4	4.4	9.0	17.9	25.0	13.3	24.8	1.0	100.0	
III	DISEASES OF BLOOD & BLOOD FORMING ORGANS & CERTAIN DISORDERS INVOLVING THE IMMUNE MECHANISM (D50-D89)	M	2.5	2.8	5.0	8.4	8.5	10.7	14.7	16.3	8.7	21.2	0.9	100.0	
		F	2.2	2.2	5.3	12.0	11.0	10.4	12.2	13.8	7.9	21.9	1.0	100.0	
		T	2.4	2.5	5.2	10.1	9.7	10.6	13.6	15.2	8.3	21.5	1.0	100.0	
IV	ENDOCRINE, NUTRITIONAL AND METABOLIC DISEASES (E00-E89)	M	0.4	0.2	0.4	0.8	2.9	6.4	14.9	24.5	15.8	32.5	1.2	100.0	
		F	0.4	0.3	0.4	1.1	1.9	4.2	12.1	24.7	16.6	37.5	1.0	100.0	
		T	0.4	0.2	0.4	0.9	2.5	5.5	13.8	24.6	16.1	34.5	1.1	100.0	
V	MENTAL AND BEHAVIOURAL DISORDERS (F01-F99)	M	0.7	0.4	1.1	5.2	9.5	14.7	19.2	20.3	9.0	18.4	1.4	100.0	
		F	1.3	1.1	1.8	7.2	7.1	9.3	14.8	18.6	11.5	26.6	0.8	100.0	
		T	0.9	0.6	1.3	5.8	8.8	13.1	18.0	19.8	9.7	20.7	1.2	100.0	
VI	DISEASES OF THE NERVOUS SYSTEM (G00-G98)	M	3.0	3.0	4.0	5.2	7.9	10.8	14.7	16.4	11.5	22.5	1.1	100.0	
		F	4.0	3.9	5.5	6.5	6.6	7.9	12.3	14.8	12.1	25.2	1.2	100.0	
		T	3.4	3.3	4.5	5.6	7.4	9.8	13.9	15.8	11.7	23.4	1.1	100.0	
VII	DISEASES OF THE EYE AND ADNEXA (H00-H59)	M	0.4	0.2	0.8	2.3	6.1	10.6	19.7	23.0	13.7	23.2	0.1	100.0	
		F	0.3	0.0	0.8	5.2	5.0	11.0	18.1	22.2	12.8	24.5	0.0	100.0	
		T	0.4	0.2	0.8	3.3	5.7	10.7	19.2	22.7	13.4	23.6	0.0	100.0	
VIII	DISEASES OF THE EAR AND MASTOID PROCESS (H60-H95)	M	3.2	0.0	2.2	3.2	5.9	8.1	6.5	20.4	22.6	28.0	0.0	100.0	
		F	4.2	0.0	0.0	3.1	2.1	4.2	4.2	28.1	20.8	33.3	0.0	100.0	
		T	3.5	0.0	1.4	3.2	4.6	6.7	5.7	23.0	22.0	29.8	0.0	100.0	
IX	DISEASES OF THE CIRCULATORY SYSTEM (I00-I99)	M	0.5	0.2	0.4	1.8	4.0	8.7	16.5	22.7	13.3	31.3	0.6	100.0	
		F	0.6	0.3	0.6	2.2	3.4	6.4	12.3	19.9	15.3	38.5	0.6	100.0	
		T	0.5	0.3	0.5	1.9	3.7	7.8	14.9	21.7	14.0	34.0	0.6	100.0	
X	DISEASES OF THE RESPIRATORY SYSTEM (J00-J98)	M	2.6	0.9	1.1	2.4	5.0	7.8	14.6	21.2	13.2	29.6	1.5	100.0	
		F	3.8	1.3	1.6	3.8	4.7	7.0	12.9	20.3	12.1	31.2	1.4	100.0	
		T	3.0	1.1	1.3	2.9	4.9	7.6	14.0	20.9	12.8	30.1	1.4	100.0	
XI	DISEASES OF THE DIGESTIVE SYSTEM (K00-K92)	M	0.7	0.4	0.8	3.0	10.7	20.6	25.6	18.5	7.0	11.3	1.2	100.0	
		F	1.4	1.1	2.0	5.7	7.8	11.1	20.0	18.4	9.7	21.1	1.6	100.0	
		T	0.9	0.6	1.1	3.7	10.0	18.4	24.3	18.5	7.7	13.6	1.3	100.0	
XII	DISEASES OF THE SKIN AND SUBCUTANEOUS TISSUE (L00-L98)	M	1.9	0.3	1.4	2.8	5.5	10.4	16.9	19.3	10.6	27.8	3.1	100.0	
		F	1.5	0.4	1.6	4.2	7.2	8.8	12.5	19.6	9.9	33.0	1.2	100.0	
		T	1.8	0.3	1.5	3.4	6.1	9.8	15.2	19.4	10.4	29.8	2.4	100.0	
XIII	DISEASES OF THE MUSCULOSKELETAL SYSTEM AND CONNECTIVE TISSUE (M00-M99)	M	0.9	0.4	1.5	5.3	6.5	11.3	17.4	18.1	8.8	28.6	1.1	100.0	
		F	0.7	0.4	1.8	6.9	7.7	12.3	14.1	16.5	9.2	29.3	1.0	100.0	
		T	0.8	0.4	1.7	6.1	7.1	11.8	15.8	17.3	9.0	29.0	1.1	100.0	
XIV	DISEASES OF THE GENITOURINARY SYSTEM (N00-N99)	M	1.7	0.4	1.2	3.3	6.0	9.9	16.9	22.3	11.1	26.2	1.1	100.0	
		F	1.8	0.6	1.7	4.0	6.3	9.3	15.2	20.2	12.3	27.8	0.9	100.0	
		T	1.7	0.5	1.3	3.5	6.1	9.7	16.3	21.5	11.6	26.8	1.0	100.0	
XV	PREGNANCY, CHILDBIRTH AND THE PUERPERIUM (O00-O99)	F	0.0	0.0	0.0	34.7	32.2	22.8	9.9	0.0	0.0	0.0	0.4	100.0	
		T	0.0	0.0	0.0	34.7	32.2	22.8	9.9	0.0	0.0	0.0	0.4	100.0	
		M	99.6	0.0	0.0	0.0	0.0	0.0	0.0	0.0	0.0	0.0	0.4	100.0	
XVI	CERTAIN CONDITIONS ORIGINATING IN THE PERINATAL PERIOD (P00-P96)	F	99.6	0.0	0.0	0.0	0.0	0.0	0.0	0.0	0.0	0.0	0.4	100.0	
		T	99.6	0.0	0.0	0.0	0.0	0.0	0.0	0.0	0.0	0.0	0.4	100.0	
		M	99.6	0.0	0.0	0.0	0.0	0.0	0.0	0.0	0.0	0.0	0.4	100.0	
XVII	CONGENITAL MALFORMATIONS, DEFORMATIONS AND CHROMOSOMAL ABNORMALITIES (Q00-Q99)	M	53.2	7.1	5.1	2.2	2.3	4.5	7.2	6.9	3.2	7.5	0.9	100.0	
		F	56.7	7.4	5.6	3.0	2.5	2.5	5.4	5.9	3.1	7.1	0.7	100.0	
		T	54.5	7.2	5.2	2.5	2.4	3.7	6.5	6.5	3.2	7.4	0.8	100.0	
XVIII	SYMPTOMS, SIGNS AND ABNORMAL CLINICAL AND LABORATORY FINDINGS N.E.C. (R00-R99)	M	2.4	1.0	1.8	5.1	7.6	10.0	12.8	16.9	9.5	32.0	1.0	100.0	
		F	2.9	1.4	2.2	5.3	5.5	6.6	9.6	13.9	9.1	42.0	1.3	100.0	
		T	2.6	1.1	2.0	5.2	6.8	8.7	11.6	15.8	9.4	35.8	1.1	100.0	
XIX	INJURY, POISONING AND CERTAIN OTHER CONSEQUENCES OF EXTERNAL CAUSES (S00-T98)	M	0.4	0.8	1.3	8.8	12.6	11.6	11.0	9.2	4.0	28.3	11.9	100.0	
		F	0.6	1.4	2.1	11.9	10.6	8.8	9.3	9.3	4.5	24.9	16.6	100.0	
		T	0.5	0.9	1.5	9.6	12.1	10.9	10.6	9.2	4.1	27.4	13.2	100.0	
XXII	CODES FOR SPECIAL PURPOSES (U00-U49)	M	0.1	0.1	0.4	1.7	3.8	7.4	15.0	23.8	14.3	29.8	3.5	100.0	
		F	0.2	0.2	0.8	2.6	4.2	6.9	14.6	24.2	14.8	28.7	2.9	100.0	
		T	0.2	0.1	0.5	2.0	3.9	7.3	14.9	23.9	14.5	29.4	3.3	100.0	
ALL CAUSES	M	5.2	0.6	1.0	3.0	5.6	9.2	15.1	19.8	11.4	27.2	1.9	100.0		
	F	6.7	0.8	1.4	4.2	5.0	7.1	12.2	18.0	12.0	30.9	1.6	100.0		
	T	5.7	0.7	1.2	3.4	5.4	8.4	14.1	19.1	11.6	28.6	1.8	100.0		

For Hospital Events

APPENDIX - II

FORM NO. 4

(See Rule 7)

MEDICAL CERTIFICATE OF CAUSE OF DEATH

(Hospital In-patients. Not to be used for still births)

To be sent to Registrar along with Form No. 2 (Death Report)

Name of the Hospital

I hereby certify that the person whose particulars are given below died in the hospital in Ward No..... On
AtAM/PM

NAME OF DECEASED					For use of Statistical Office
Sex	Age at Death				
	If 1 year or more, age in years	If less than 1 year, age in month	If less than one month, age in days	If less than one day, age in hours	
1. Male 2. Female					
CAUSE OF DEATH					Interval between onset and death approx.
I Immediate cause State the disease, injury or complication which caused death, not the mode of dying such as heart failure, asthenia, etc.		(a)			
Antecedent cause Morbid conditions, if any, giving rise to the above cause, stating underlying conditions last		(b)			
II Other significant conditions contributing to the death but not related to the disease or condition causing it		(c)			

Manner of Death

How did the injury occur?

1. Natural 2. Accident 3. Suicide 4. Homicide
5. Pending investigation

If deceased was a female, was pregnancy the death associated with? 1. Yes 2. No
If yes, was there a delivery? 1. Yes 2. No

Name and signature of the Medical Attendant certifying the cause of death

Date of verification

(To be detached and handed over to the relative of the deceased)

Certified that Shri/Smt/Kum..... S/W/D of Shri

R/O was admitted to this hospital on

and expired on

Doctor.....
(Medical Superintendent &
Name of Hospital)

For Non-Hospital Events

APPENDIX - III

FORM NO. 4A

(See Rule 7)

MEDICAL CERTIFICATE OF CAUSE OF DEATH

(For non-institutional deaths. Not to be used for still births)

To be sent to Registrar along with Form No. 2 (Death Report)

I hereby certify that the deceased Shri/Smt/Km..... son/wife/daughter of resident of was under my treatment from to and he/she died on at A.M./P.M.

NAME OF DECEASED					For use of Statistical Office
Sex	Age at Death				
	If 1 year or more, age in years	If less than 1 year, age in month	If less than one month, age in days	If less than one day, age in hours	
3. Male					
4. Female					
CAUSE OF DEATH					Interval between onset and death approx.
I Immediate cause State the disease, injury or complication which caused death, not the mode of dying such as heart failure, asthenia, etc.		(a)			
		due to (or as a consequences of)			
Antecedent cause Morbid conditions, if any, giving rise to the above cause, stating underlying conditions last		(b)			
		due to (or as a consequences of)			
II Other significant conditions contributing to the death but not related to the disease or condition causing it		(c)			
				
				

If deceased was a female, was pregnancy the death associated with? 1. Yes 2. No
If yes, was there a delivery? 1. Yes 2. No

Name and signature of the Medical Practitioner certifying the cause of death

Date of verification

(To be detached and handed over to the relative of the deceased)

Certified that Shri/Smt/Kum..... S/W/D of Shri
R/O was under my treatment from
..... to and he/she expired on at
..... A.M./P.M.

Doctor
Signature and address of Medical
Practitioner/
Medical attendant with Registration No.

APPENDIX - IV

Major Groups and the description of ICD-10 Codes

The classification of diseases may be defined as a system of categories to which morbid entities are assigned according to established criteria. The Tenth Revision of International Classification of Diseases (ICD-10) is a single coded list of three-character categories, each of which can be further divided into up to ten four-character subcategories. In place of the purely numeric coding system of ICD-9, ICD-10 uses alphanumeric code with a letter in the first position and a number in the second, third and fourth positions; the fourth character follows a decimal point. The code numbers can range from A00.0 to Z99.9. Earlier the letter U was not used and kept blank for use in future. Codes U00-U49 was kept reserved to be used for the provisional assignment of new diseases of uncertain etiology. The World Health Organisation created two emergency codes for COVID-19 in ICD-10 to collect data on COVID-19 deaths when pandemic broke-out. The Codes were assigned as follows i) Code – U07.1 COVID-19 virus identified ii) Code – U07.2 COVID-19 virus not identified. Codes U50-U99 may be used in research, e.g. when testing an alternative sub-classification for a special project.

2. The National list for tabulation of Morbidity and Mortality based on the Ninth Revision of ICD-9, 1975 was adapted in MCCD from 1980 to 1998. Subsequently, the World Health Organization (WHO) brought out 10th Revision of International Classification of Diseases (ICD) and the National List for tabulation of Morbidity and Mortality data, based on ICD-10 has been finalized in consultation with the states to meet their requirements and has been adopted from 1999 onward for MCCD Report. The list based on ICD-10 comprises of 20 major Groups, 69 categories and 193 sub-categories of causes as compared to 18 major groups including supplementary classification of Injury & poisoning, 66 categories and 194 sub-categories of causes (includes few single causes) of national list based on ICD-9. Chapters, Blocks of three-character categories and group of three/four-character categories of ICD-10 have been considered as Major Groups, Categories and sub-categories respectively in the national list.

3. As per the recommendations of the ICD-10, data on "Medical Certification of Cause of Death" have been tabulated for a total of 69 categories of causes under Major Groups I to XX of National List including External Causes of morbidity and mortality.

National List based on ICD-10	
Major Groups I to XIX:	
1. Categories-58 (Group of three-character categories)	
2. Sub-categories-177 (Group of 3/4-character categories and 3/4 -character single category)	
&	
Major Group XX: External Causes of Morbidity & Mortality	
3. Categories-11 (Group of three-character categories)	
4. Sub-categories-16 (Group of 3/4-character categories and 3/4 -character single category)	

The descriptions for all Major Groups of the National list based on ICD-10 are as under:

Major Cause Groups	Description and ICD codes
I	Certain Infectious and parasitic diseases (A00-B99)
II	Neoplasms (C00-D48)
III	Diseases of the blood and blood forming organs and certain disorders involving the immune mechanism (D50-D89)
IV	Endocrine, nutritional and metabolic diseases (E00-E89)
V	Mental and behavioural disorders (F01-F99)
VI	Diseases of the nervous system (G00-G98)
VII	Diseases of the eye and Adnexa (H00-H59)
VIII	Diseases of the ear and mastoid process (H60-H95)
IX	Diseases of the circulatory system (I00-I99)
X	Diseases of the respiratory system (J00-J98)
XI	Diseases of the digestive system (K00-K92)
XII	Diseases of the skin and subcutaneous tissue (L00-L98)
XIII	Diseases of the musculoskeletal system and connective tissue (M00-M99)
XIV	Diseases of the genitourinary system (N00-N99)
XV	Pregnancy, childbirth and the puerperium (O00-O99)
XVI	Certain conditions originating in the perinatal period (P00-P96)
XVII	Congenital malformation, deformation and chromosomal abnormalities (Q00-Q99)
XVIII	Symptoms, signs and abnormal clinical and laboratory findings, n.e.c. (R00-R99)
XIX	Injury, poisoning and certain other consequences of external causes (S00-T98)
XX	External causes of morbidity and mortality (V01-Y89)
XXI*	Factors influencing health status and contact with health services (Z00-Z99)
XXII	Code for Special Purposes - Covid 19 (U00-U49)

* Not in use in India.

APPENDIX -V

NATIONAL LIST FOR TABULATION OF MORTALITY & MORBIDITY BASED ON THE TENTH REVISION OF INTERNATIONAL CLASSIFICATION OF DISEASES (ICD)

Major Group No.	CAUSE OF DEATH	ICD -10 CODES	
I.	CERTAIN INFECTIOUS AND PARASITIC DISEASES	A00-B99	
	1 Intestinal infectious diseases	A00-A09	
	1 Cholera	A00	
	2 Typhoid fever and paratyphoid fevers	A01	
	3 Food poisoning	A02, A05	
	4 Shigellosis	A03	
	5 Amoebiasis	A06	
	6 Diarrhoea and gastroenteritis of presumed infectious origin	A09	
	7 Other intestinal infectious diseases	A04,A07-A08	
	2 Tuberculosis	A15-A19	
	1 Respiratory tuberculosis	A15-A16	
	2 Tuberculosis of nervous system	A17	
	3 Tuberculosis of other organs & miliary tuberculosis	A18-A19	
	3 Other bacterial diseases	A20-A49	
	1 Plague	A20	
	2 Leprosy	A30	
	3 Neonatal tetanus	A33	
	4 Other tetanus	A34-A35	
	5 Diphtheria	A36	
	6 Whooping cough	A37	
	7 Meningococcal infection	A39	
	8 Septicaemia	A40-A41	
	9 All other types of bacterial diseases	A21-A28,A31-A32,A38, A42-A49	
	4 Infections with a predominantly sexual mode of transmission	A50-A64	
	1 Syphilis	A50-A53	
	2 Other types of infections with a predominantly sexual mode of transmission	A54-A64	
	5 Viral diseases	A70-A74 & A80-B34	
	1 Acute poliomyelitis	A80	
	2 Rabies	A82	
	3 Japanese encephalitis	A83.0	
	4 Other viral encephalitis	A83.1-A83.9,A84-A86	
	5 Dengue fever	A90	
	6 Other arthropod-borne viral fevers and viral haemorrhagic fevers	A91-A94, A96-A99	
	7 Smallpox	B03	
	8 Measles	B05	
	9 Acute Hepatitis B	B16	
	10 Other viral hepatitis	B15, B17-B19	
	11 Human immunodeficiency virus [HIV] disease	B20-B24	
	12 All other types of viral diseases	A70-A74,A81,A87-A89,A95,B00-B02,B04,B06-B09 & B25-B34	
	I (Contd..)	6 Protozoal diseases	B50-B64
		1 Malaria	B50-B54
		2 All other types of protozoal diseases	B55-B64
7 Other certain infectious & parasitic diseases and late effects of infectious & parasitic diseases		A65-A69 & A75-A79,B35-B49,B65-B99	
1 Filariasis		B74	
2 Other helminthiasis		B65-B73,B75,B77-B83	
3 Other spirochaetal diseases and Rickettsioses		A65-A69 & A75-A79	

NATIONAL LIST FOR TABULATION OF MORTALITY & MORBIDITY BASED ON THE TENTH REVISION OF INTERNATIONAL CLASSIFICATION OF DISEASES (ICD)

Major Group No.	CAUSE OF DEATH		ICD -10 CODES
	4	All other infectious & parasitic diseases and late effects of infectious & parasitic diseases	B35-B49,B76, B85-B99
II.	NEOPLASMS		C00-D48
	8	Malignant neoplasms of lip, oral cavity and pharynx	C00-C14
	9	Malignant neoplasms of digestive organs	C15-C26
	1	Malignant neoplasm of oesophagus	C15
	2	Malignant neoplasm of stomach	C16
	3	Malignant neoplasm of small intestine including duodenum	C17
	4	Malignant neoplasm of colon	C18
	5	Malignant neoplasm of rectosigmoid junction, rectum,anus and anal canal	C19-C21
	6	Malignant neoplasm of liver and intrahepatic bile ducts	C22
	7	Malignant neoplasm of pancreas	C25
	8	Other malignant neoplasms of digestive organs	C23-C24,C26
	10	Malignant neoplasms of respiratory and intrathoracic organs	C30-C39
	1	Malignant neoplasm of larynx	C32
	2	Malignant neoplasm of trachea, bronchus and lung	C33-C34
	3	Other malignant neoplasm of respiratory and intrathoracic organs	C30-C31, C37-C39
	11	Malignant neoplasms of bone, mesothelial and soft tissue,skin and breast	C40-C50
	1	Malignant neoplasm of bone and articular cartilage	C40-C41
	2	Malignant melanoma of skin	C43
	3	Other malignant neoplasms of skin	C44
	4	Malignant neoplasms of mesothelial and soft tissue	C45-C49
	5	Malignant neoplasm of breast	C50
II (Contd..)	12	Malignant neoplasms of genitourinary organs	C51-C68
	1	Malignant neoplasm of cervix uteri	C53
	2	Malignant neoplasm of other and unspecified parts of uterus	C54-C55
	3	Malignant neoplasm of ovary	C56
	4	Malignant neoplasm of placenta	C58
	5	Other malignant neoplasms of female genital organs	C51-C52,C57
	6	Malignant neoplasm of prostate	C61
	7	Other malignant neoplasms of male genital organs	C60,C62-C63
	8	Malignant neoplasm of bladder	C67
	9	Other malignant neoplasms of urinary tract	C64-C66,C68
	13	Malignant neoplasms of eye, brain and other parts of central nervous system	C69-C72
	1	Malignant neoplasm of eye & adnexa	C69
	2	Malignant neoplasm of meninges, brain and other parts of central nervous system	C70-C72
	14	Malignant neoplasms of other and unspecified sites	C73-C80 & C97
	15	Malignant neoplasms of lymphoid, haematopoietic and related tissue	C81-C96
	1	Hodgkin's disease	C81
	2	Non-Hodgkin's lymphoma	C82-C85
	3	Multiple myeloma and malignant plasma cell neoplasms	C90
	4	Leukaemia	C91-C95
	5	Other malignant neoplasms of lymphoid,haematopoietic and related tissue	C88 & C96

NATIONAL LIST FOR TABULATION OF MORTALITY & MORBIDITY BASED ON THE TENTH REVISION OF INTERNATIONAL CLASSIFICATION OF DISEASES (ICD)

Major Group No.	CAUSE OF DEATH		ICD -10 CODES
	16	Carcinoma in situ	D00-D09
	17	Benign neoplasms	D10-D36
	1	Leiomyoma of uterus	D25
	2	All other benign neoplasms	D10-D24 & D26-D36
	18	Other and unspecified neoplasm	D37-D48
III.	DISEASES OF THE BLOOD AND BLOOD-FORMING ORGANS AND CERTAIN DISORDERS INVOLVING THE IMMUNE MECHANISM		D50-D89
	19	Diseases of the blood and blood-forming organs and certain disorders involving the immune mechanism	D50-D89
	1	Thalassaemia	D56
	2	Other anaemias	D50-D55, D57-D64
	3	All other diseases of blood and blood-forming organs	D65-D76
	4	Certain disorders involving the immune mechanism	D80-D89
IV.	ENDOCRINE, NUTRITIONAL AND METABOLIC DISEASES		E00-E89
	20	Malnutrition	E40-E46
	1	Kwashiorkor	E40
	2	Nutritional marasmus	E41
	3	Other protein-energy malnutrition	E42-E46
	21	Endocrine, other nutritional and metabolic diseases	E00-E34 & E50-E89
	1	Disorders of thyroid gland	E00-E07
	2	Diabetes mellitus	E10-E14
	3	All other nutritional deficiencies	E50-E64
	4	All other endocrine and metabolic diseases	E15-E34 & E65-E89
V.	MENTAL AND BEHAVIOURAL DISORDERS		F01-F99
	22	Mental and behavioural disorders	F01-F99
	1	Mental and behavioural disorders due to psychoactive substance use	F10-F19
	2	Schizophrenia, schizotypal & delusional disorders	F20-F29
	3	All other mental and behavioural disorders	F01-F09, F30-F99
VI.	DISEASES OF THE NERVOUS SYSTEM		G00-G98
	23	Inflammatory diseases of the central nervous system	G00-G09
	1	Meningitis	G00 & G03
	2	Encephalitis, myelitis and encephalomyelitis	G04
	3	Other inflammatory diseases of the central nervous system	G06, G08-G09
	24	Other diseases of the nervous system	G10-G98
	1	Alzheimer's disease	G30
	2	Epilepsy	G40-G41
	3	All other diseases of the nervous system	G10-G25, G31, G35-G37, G43-G98
VII.	DISEASES OF THE EYE AND ADNEXA		H00-H59
	25	Disease of the eye and adnexa	H00-H59

NATIONAL LIST FOR TABULATION OF MORTALITY & MORBIDITY BASED ON THE TENTH REVISION OF INTERNATIONAL CLASSIFICATION OF DISEASES (ICD)

Major Group No.	CAUSE OF DEATH		ICD -10 CODES
VIII.	DISEASES OF THE EAR AND MASTOID PROCESS		H60-H95
	26	Diseases of the ear and mastoid process	H60-H93
IX.	DISEASES OF THE CIRCULATORY SYSTEM		I00-I99
	27	Acute rheumatic fever and chronic rheumatic heart diseases	I00-I09
	1	Acute rheumatic fever	I00-I02
	2	Chronic rheumatic heart diseases	I05-I09
	28	Hypertensive diseases	I10-I15
	1	Hypertensive heart disease	I11
	2	All other hypertensive diseases	I10, I12-I15
	29	Ischaemic heart diseases	I20-I25
	1	Acute myocardial infarction	I21-I22
	2	All other ischaemic heart diseases	I20 & I23-I25
	30	Diseases of pulmonary circulation and other forms of heart disease	I26-I51
	1	Pulmonary heart disease and diseases of pulmonary circulation	I26-I28
	2	Other forms of heart diseases	I30-I51
	31	Cerebrovascular diseases	I60-I69
	32	Other diseases of the circulatory system	I70-I99
	1	Atherosclerosis	I70
	2	Arterial embolism and thrombosis	I74
3	Other diseases of arteries, arterioles & capillaries	I71-I73 & I77-I78	
4	Phlebitis, thrombophlebitis, venous embolism and thrombosis	I80-I82	
5	All other diseases of the circulatory system	I83-I99	
X.	DISEASES OF THE RESPIRATORY SYSTEM		J00-J98
	33	Diseases of the upper respiratory tract	J00-J06 & J30-J39
	1	Acute pharyngitis and acute tonsillitis	J02-J03
	2	Acute laryngitis and tracheitis	J04
	3	Other acute upper respiratory infections	J00-J01 & J05-J06
	4	All other diseases of upper respiratory tract	J30-J39
	34	Lower respiratory diseases	J20-J22 & J40-J47
	1	Acute bronchitis and acute bronchiolitis	J20-J21
	2	Bronchitis, chronic and unspecified, emphysema	J40-J43
	3	Asthma	J45-J46
	4	Other lower respiratory disorders	J22, J44 & J47
	35	Other diseases of the respiratory system	J10-J18, J60-J98
	1	Influenza	J10-J11
	2	Pneumonia	J12-J18
	3	Pleurisy	J90
	4	All other diseases of the respiratory system	J60-J86, J92-J98.
	XI.	DISEASES OF THE DIGESTIVE SYSTEM	
36		Diseases of oral cavity, salivary glands and jaws	K00-K14
37		Diseases of the other parts of digestive system	K20-K92
1		Gastric and duodenal ulcer	K25-K27
2		Gastritis and duodenitis	K29
3		Diseases of appendix	K35-K38
4		Hernia	K40-K46
5		Paralytic ileus and intestinal obstruction without hernia	K56
6		Peritonitis	K65
7		Diseases of the liver	K70-K76
8	Cholelithiasis and cholecystitis	K80-K81	

NATIONAL LIST FOR TABULATION OF MORTALITY & MORBIDITY BASED ON THE TENTH REVISION OF INTERNATIONAL CLASSIFICATION OF DISEASES (ICD)

Major Group No.	CAUSE OF DEATH		ICD -10 CODES
	9	Disorders of the pancreas	K85-K86
	10	All other diseases of the other parts of digestive system	K20-K22,K28,K30-K31,K50-K55,K57-K63,K66,K82-K83 & K90-K92
XII.	DISEASES OF THE SKIN AND SUBCUTANEOUS TISSUE		L00-L98
	38	Diseases of the skin and subcutaneous tissue	L00-L98
	1	Infections of the skin and subcutaneous tissue	L00-L08
	2	All other diseases of the skin and subcutaneous tissue	L10-L98
XIII.	DISEASES OF THE MUSCULOSKELETAL SYSTEM AND CONNECTIVE TISSUE		M00-M99
	39	Diseases of the musculoskeletal system and connective tissue	M00-M99
	1	Rheumatoid arthritis and other inflammatory polyarthropathies	M05-M13
	2	Osteomyelitis	M86
	3	All other diseases of the musculoskeletal system and connective tissue	M00-M02, M15-M85,M87-M99
XIV.	DISEASES OF THE GENITOURINARY SYSTEM		N00-N99
	40	Diseases of urinary system	N00-N39
	1	Glomerular diseases (including Nephritic Syndrome)	N00-N07
	2	Renal tubulo-interstitial diseases	N10-N15
	3	Renal failure	N17-N19
	4	Urolithiasis	N20-N23
	5	Other disorders of kidney and ureter	N25-N28
	6	All other diseases of urinary system	N30-N39
	41	Other diseases of the genitourinary system	N40-N99
	1	Hyperplasia of prostate	N40
	2	All other diseases of male genital organs	N41-N50
	3	Salpingitis and oophoritis	N70
	4	All other diseases of female genital organs	N60-N64 & N71-N99
XV.	PREGNANCY, CHILDBIRTH AND THE PUERPERIUM		O00-O99
	42	Pregnancy with abortive outcome	O00-O08
	1	Spontaneous abortion	O03
	2	Medical abortion	O04
	3	Other pregnancies with abortive outcome	O00-O02 & O05-O08
	43	Other direct obstetric deaths	O10-O92
	1	Oedema, proteinuria and hypertensive disorders in pregnancy, childbirth and the puerperium	O10-O16
	2	Infections of genitourinary tract in pregnancy	O23
	3	Obstructed labour	O64-O66
	4	Complications pre-dominantly related to the puerperium	O85-O92
	5	Other complications of pregnancy and delivery	O20-O22,O24-O63 & O67-O84
	44	Other obstetric conditions, not elsewhere classified	O95-O99
	1	Indirect obstetric deaths	O98-O99
	2	All other obstetric conditions, not elsewhere classified	O95-O97
XVI.	CERTAIN CONDITIONS ORIGINATING IN THE PERINATAL PERIOD		P00-P96
	45	Certain conditions originating in the perinatal period	P00-P96
	1	Slow fetal growth, fetal malnutrition and immaturity	P05-P07
	2	Birth trauma	P10-P15
	3	Hypoxia, birth asphyxia and other respiratory conditions	P20-P28
	4	Haemolytic disease of fetus and new-born	P55
	5	Other perinatal jaundice	P58-P59
	6	All other conditions originating in the perinatal period	P00-P04,P08,P29-P54,P56-P57,P60-P96.

NATIONAL LIST FOR TABULATION OF MORTALITY & MORBIDITY BASED ON THE TENTH REVISION OF INTERNATIONAL CLASSIFICATION OF DISEASES (ICD)

Major Group No.	CAUSE OF DEATH	ICD -10 CODES
XVII.	CONGENITAL MALFORMATIONS, DEFORMATIONS AND CHROMOSOMAL ABNORMALITIES	Q00-Q99
	46 Congenital malformations, deformations and chromosomal abnormalities	Q00-Q99
	1 Spina bifida	Q05
	2 Congenital malformations of the circulatory system	Q20-Q28
	3 Cleft lip and cleft palate	Q35-Q37
4 All other congenital malformations, deformations and chromosomal abnormalities, not elsewhere classified	Q00-Q04,Q06-Q18,Q30-Q34 & Q38-Q99	
XVIII.	SYMPTOMS, SIGNS AND ABNORMAL CLINICAL AND LABORATORY FINDINGS,NOT ELSEWHERE CLASSIFIED	R00-R99
	47 Symptoms, signs and abnormal clinical and laboratory findings, not elsewhere classified	R00-R99
	1 Abdominal and pelvic pain	R10
	2 Ascites	R18
	3 Somnolence, stupor and coma	R40
	4 Fever of unknown origin	R50
	5 Senility	R54
	6 Syncope and collapse	R55
	7 Convulsions, not elsewhere classified	R56
	8 Shock, not elsewhere classified	R57
9 All other symptoms, signs and abnormal clinical and laboratory findings, not elsewhere classified	R00-R09,R11-R17,R19-R39,R41-R49,R51-R53,R58-R99	
XIX.	INJURY, POISONING AND CERTAIN OTHER CONSEQUENCES OF EXTERNAL CAUSES	S00-T98
	48 Fractures	S02,S12,S22,S32,S42,S52,S62,S72,S82,S92,T02,T08,T10 & T12
	1 Fracture of skull and facial bones	S02
	2 Fracture of neck, thorax or pelvis	S12,S22,S32 & T08
	3 Fracture of upper limb	S42,S52,S62 & T10
	4 Fractures of lower limb	S72,S82,S92 & T12
	5 Fractures involving multiple body regions and of unspecified body region	T02
	49 Dislocations, sprains and strains of specified and multiple body regions	S03,S13,S23,S33,S43,S53,S63,S73,S83,S93,T03
	50 Intracranial and internal injuries, including nerves	S04,S06,S14,S24,S26-S27,S34,S36-S37,S44,S54,S64,S74,S84 & S94
	51 Crushing injuries and traumatic amputations of specified and multiple body regions	S07-S08,S17-S18,S28,S38,S47-S48,S57-S58,S67-S68,S77-S78,S87-S88,S97-S98,T04-T05
	52 Other injuries of specified,unspecified and multiple body regions	S00-S01,S05,S09-S11,S15-S16,S19-S21,S25,S29-S31,S35,S39-S41,S45-S46,S49-S51,S55-S56,S59-S61,S65-S66,S69-S71,S75-S76,S79-S81,S85-S86,S89-S91,S95-S96,S99,T00-T01,T06-T07,T09,T11,T13-T14
	53 Effects of foreign body entering through natural orifice	T15-T19
	54 Burns and Corrosions	T20-T32
55 Poisonings by drugs & biological substances; and Toxic effects of substances chiefly nonmedicinal as to source	T36-T50 & T51-T65	
56 Other and unspecified effects of external causes and certain early complications of trauma	T33-T35,T66-T79	

NATIONAL LIST FOR TABULATION OF MORTALITY & MORBIDITY BASED ON THE TENTH REVISION OF INTERNATIONAL CLASSIFICATION OF DISEASES (ICD)

Major Group No.	CAUSE OF DEATH		ICD -10 CODES
	57	Complications of Surgical and Medical care, not elsewhere classified	T80-T88
	58	Late effects of injuries, of poisoning and of other consequences of external causes	T90-T98
XX.	EXTERNAL CAUSES OF MORBIDITY AND MORTALITY		V01-Y89
	E48	Transport accidents	V01-V99
	1	Railway accidents	V05,V15,V80.6,V81, V82.2, V87.6 & V88.6
	2	Motor vehicle traffic accidents	V02-V04,V09.2-V09.3,V12-V14,V19.4-V19.6,V19.9,V20-V28,V29.4-V29.6,V29.9, V30-V38,V39.4-V39.6,V39.9,V40-V48,V49.4-V49.6,V49.9, V50-V58,V59.4-V59.6,V59.9,V60-V68,V69.4-V69.6,V69.9, V70-V78,V79.4-V79.6,V79.9,V80.3-V80.5,V82.1,V87.0-V87.5,V87.7-V87.9,V89.2-V89.3
	3	Other road vehicle accidents	V01,V06,V09.9,V10-V11,V16-V18,V19.8,V29.8,V39.8,V49.8,V59.8,V69.8,V79.8, V80.0-V80.2,V80.7-V80.9, V82.3-V82.7, V82.9 & V89.1
	4	Water transport accidents	V90-V94
	5	Air & Space transport accidents	V95-V97
	6	All other transport accidents	V09.0-V09.1,V19.0-V19.3,V29.0-V29.3,V39.0-V39.3,V49.0-V49.3,V59.0-V59.3,V69.0-V69.3, V79.0-V79.3, V82.0, V82.8, V83-V86,V88.0-V88.5,V88.7-V88.9,V89.0,V89.9,V98-V99
	E49	Accidental Falls	W00-W19
	E50	Accidental drowning and submersion	W65-W74
	E51	Exposure to smoke, fire and flames	X00-X09
	E52	Accidental poisoning by and exposure to noxious substances	X40-X49
	E53	Intentional self-harm (Suicide- attempted)	X60-X84
	E54	Assault (Homicide)	X85-Y09
	E55	Other Violence	Y10-Y36
	1	Event of undetermined intent	Y10-Y34
	2	Legal intervention	Y35
	3	Operations of war	Y36
	E56	Complications of medical and surgical care	Y40-Y84
	1	Drugs,medicaments and biological substances causing adverse effects in therapeutic use	Y40-Y59
	2	Misadventures during surgical & medical care, adverse incidents in diagnostic and therapeutic use, abnormal reactions and late complications	Y60-Y69,Y70-Y82 & Y83-Y84
	E57	Other external causes of accidental injury, not elsewhere classified	W20-W64,W75-W99,X10-X39,X50-X59
	1	Accidents caused by machinery, and by cutting & piercing instruments	W24-W31
	2	Accidents caused by firearm missile	W32-W34
	3	Bites of snakes & other venomous animals	X20-X27
	4	Sun stroke	X32
	5	All other accidents including late effects	W20-W23,W35-W64, W75-W99,X10-X19,X28-X31, X33-X39 & X50-X59
	E58	Late effects of external causes of morbidity and mortality	Y85-Y89
XXII	Code for Special Purposes		U00-U49
	Provisional Assignment of New Diseases of Uncertain Etiology or Emergency Use		U01-U49
	1	COVID-19, Virus Identified	U07.1
	2	COVID-19, Virus not Identified	U07.2

APPENDIX -VI
LIST OF STATES/UNION TERRITORIES WHICH HAVE SUPPLIED MCCD DATA DURING 2010 TO 2020

2010	2011	2012	2013	2014	2015	2016	2017	2018	2019	2020
1	2	3	4	5	6	7	8	9	10	11
Andhra Pradesh	Andhra Pradesh	Andhra Pradesh	Andhra Pradesh	Andhra Pradesh	Andhra Pradesh	Andhra Pradesh	Andhra Pradesh	Andhra Pradesh	Andhra Pradesh	Andhra Pradesh
----	Arunachal Pradesh	Arunachal Pradesh	Arunachal Pradesh	Arunachal Pradesh	Arunachal Pradesh	Arunachal Pradesh	Arunachal Pradesh	Arunachal Pradesh	Arunachal Pradesh	Arunachal Pradesh
A & N Islands	A & N Islands	A & N Islands	A & N Islands	A & N Islands	A & N Islands	A & N Islands	A & N Islands	A & N Islands	A & N Islands	A & N Islands
Assam	Assam	Assam	Assam	Assam	Assam	Assam	Assam	Assam	Assam	Assam
Bihar	Bihar	Bihar	Bihar	Bihar	Bihar	Bihar	Bihar	Bihar	Bihar	Bihar
Chhattisgarh	Chhattisgarh	Chhattisgarh	Chhattisgarh	Chhattisgarh	Chhattisgarh	Chhattisgarh	Chhattisgarh	Chhattisgarh	Chhattisgarh	Chhattisgarh
----	Chandigarh	Chandigarh	Chandigarh	Chandigarh	Chandigarh	Chandigarh	Chandigarh	Chandigarh	Chandigarh	Chandigarh
	D & N Haveli	D & N Haveli	D & N Haveli	D & N Haveli	D & N Haveli	D & N Haveli	D & N Haveli	D & N Haveli	D & N Haveli	D & N Haveli and Daman & Diu
----	Daman & Diu	Daman & Diu	Daman & Diu	Daman & Diu	Daman & Diu	Daman & Diu	Daman & Diu	Daman & Diu	Daman & Diu	
Delhi	Delhi	Delhi	Delhi	Delhi	Delhi	Delhi	Delhi	Delhi	Delhi	Delhi
Goa	Goa	Goa	Goa	Goa	Goa	Goa	Goa	Goa	Goa	Goa
Gujarat	Gujarat	Gujarat	----	Gujarat	Gujarat	Gujarat	Gujarat	Gujarat	Gujarat	Gujarat
Haryana	----	----	----	----	----	Haryana	Haryana	Haryana	Haryana	Haryana
Himachal Pradesh	Himachal Pradesh	Himachal Pradesh	Himachal Pradesh	Himachal Pradesh	Himachal Pradesh	Himachal Pradesh	Himachal Pradesh	Himachal Pradesh	Himachal Pradesh	Himachal Pradesh
----	Jammu & Kashmir	----	----	----	----	----	----	----	----	----
Jharkhand	Jharkhand	Jharkhand	Jharkhand	Jharkhand	Jharkhand	Jharkhand	Jharkhand	Jharkhand	Jharkhand	Jharkhand
Karnataka	Karnataka	Karnataka	Karnataka	Karnataka	Karnataka	Karnataka	Karnataka	Karnataka	Karnataka	Karnataka
Kerala	Kerala	Kerala	Kerala	Kerala	Kerala	Kerala	Kerala	Kerala	Kerala	Kerala
----	----	----	Lakshadweep	Lakshadweep	Lakshadweep	Lakshadweep	Lakshadweep	Lakshadweep	Lakshadweep	Lakshadweep
Madhya Pradesh	Madhya Pradesh	Madhya Pradesh	Madhya Pradesh	Madhya Pradesh	Madhya Pradesh	Madhya Pradesh	Madhya Pradesh	Madhya Pradesh	Madhya Pradesh	Madhya Pradesh
Maharashtra	Maharashtra	Maharashtra	Maharashtra	Maharashtra	Maharashtra	Maharashtra	Maharashtra	Maharashtra	Maharashtra	Maharashtra
Manipur	Manipur	Manipur	Manipur	Manipur	Manipur	Manipur	Manipur	Manipur	Manipur	Manipur
Meghalaya	Meghalaya	Meghalaya	Meghalaya	Meghalaya	Meghalaya	Meghalaya	Meghalaya	Meghalaya	Meghalaya	Meghalaya
Mizoram	Mizoram	Mizoram	Mizoram	Mizoram	Mizoram	Mizoram	Mizoram	Mizoram	Mizoram	Mizoram
Nagaland	Nagaland	Nagaland	Nagaland	Nagaland	Nagaland	Nagaland	Nagaland	Nagaland	Nagaland	Nagaland
Odisha	Odisha	Odisha	Odisha	Odisha	Odisha	Odisha	Odisha	Odisha	Odisha	Odisha
Puducherry	Puducherry	----	Puducherry	Puducherry	Puducherry	Puducherry	Puducherry	Puducherry	Puducherry	Puducherry
Punjab	Punjab	Punjab	Punjab	Punjab	Punjab	Punjab	Punjab	Punjab	Punjab	Punjab
Rajasthan	Rajasthan	Rajasthan	Rajasthan	Rajasthan	Rajasthan	Rajasthan	Rajasthan	Rajasthan	Rajasthan	Rajasthan
Sikkim	Sikkim	Sikkim	Sikkim	Sikkim	Sikkim	Sikkim	Sikkim	Sikkim	Sikkim	Sikkim
Tamil Nadu	Tamil Nadu	Tamil Nadu	Tamil Nadu	Tamil Nadu	Tamil Nadu	Tamil Nadu	Tamil Nadu	Tamil Nadu	Tamil Nadu	Tamil Nadu
----	Tripura	Tripura	Tripura	Tripura	Tripura	Tripura	Tripura	Tripura	Tripura	Tripura
			----	Telangana	Telangana	Telangana	Telangana	Telangana	Telangana	Telangana
Uttarakhand	Uttarakhand	Uttarakhand	Uttarakhand	Uttarakhand	Uttarakhand	Uttarakhand	Uttarakhand	Uttarakhand	Uttarakhand	Uttarakhand
----	----	----	----	----	----	Uttar Pradesh	Uttar Pradesh	Uttar Pradesh	Uttar Pradesh	Uttar Pradesh
West Bengal	West Bengal	West Bengal	West Bengal	West Bengal	West Bengal	West Bengal	West Bengal	West Bengal	West Bengal	West Bengal
27 STATES/ UTs	32 STATES/ UTs	30 STATES/ UTs	31 STATES/ UTs	33 STATES/ UTs	33 STATES/ UTs	35 STATES/ UTs	35 STATES/ UTs	35 STATES/ UTs	35 STATES/ UTs	34 STATES/ UTs

Note : J & K and Ladakh UT not submitted MCCD for 2020

**OFFICERS AND STAFF ASSOCIATED
WITH THIS REPORT**

SANJEEV KUMAR
Additional Registrar General, India

MANOJ KUMAR
Deputy Director General

A. K. Pandey
Joint Director

PRADEEP KUMAR NEGI
SANDEEP RAI
Deputy Director

SUNIL KUMAR JAIN
Statistical Investigator Gr-I

R. B. SINGH
Consultant